

**Supplement to Prospectus dated 05/01/2021****TRANSAMERICA FUNDS*****Transamerica Large Cap Value*****Supplement to the Currently Effective Prospectuses and Summary Prospectuses**

\* \* \*

*Effective immediately, the second paragraph of the “Principal Investment Strategies” section relating to Transamerica Large Cap Value in the Prospectuses and Summary Prospectuses, and the second paragraph in “More on Each Fund’s Strategies and Investments – Transamerica Large Cap Value” in the Prospectuses, is deleted in its entirety and replaced with the following:*

The sub-adviser will employ a relative value approach, combining a quantitative screening tool to identify attractive candidate securities with a bottom-up, fundamental research process to select and weight individual securities. The sub-adviser’s proprietary quantitative screening tool is used to narrow the universe of potential investments by comparing stocks to their peers using a combination of factors, including relative valuation, potential for improving business prospects, earnings quality, and short-term price reversal. Valuation is assessed by the sub-adviser on both a relative and absolute basis. Relative valuation compares a stock to comparable assets in order to gauge its value and attractiveness, whereas absolute valuation evaluates a stock’s worth in absolute terms with no consideration regarding the value of other comparable assets. The sub-adviser generally invests in securities it believes to be attractively valued with the potential to exceed investor expectations and may sell securities that no longer meet the funds investment criteria. Value stocks as a group may be out of favor and underperform the overall equity market for a long period of time, for example, while the market favors “growth” stocks.

\* \* \*

***Transamerica Total Return***

*Effective immediately, the following principal risk will be added alphabetically to the “Principal Risks” section (after the list of key risks) included in the Prospectus and Summary Prospectus for Transamerica Total Return:*

**LIBOR** – Many financial instruments, financings or other transactions to which the fund may be a party use or may use a floating rate based on the London Interbank Offered Rate (“LIBOR”). Plans are underway to phase out the use of LIBOR by the end of 2021. The administrator of LIBOR recently announced a possible delay in the phase out of a majority of the U.S. dollar LIBOR publications until mid-2023, with the remainder of the LIBOR publications to end at the end of 2021. There remains uncertainty regarding the nature of any replacement rate and the impact of the transition from LIBOR on the fund, issuers of instrument in which the fund invests, and financial markets generally.

**Investors Should Retain this Supplement for Future Reference**

May 1, 2021

**Supplement to Prospectus dated 04/23/2021****TRANSAMERICA FUNDS****Supplement to the Currently Effective Prospectuses,**

## Summary Prospectuses and Statements of Additional Information, as supplemented

\* \* \*

## Transamerica International Stock

Effective April 23, 2021, the following replaces the corresponding information in the Prospectuses and Summary Prospectuses for Transamerica International Stock relating to ClariVest Asset Management LLC under the section entitled "Management":

**Management:**

*Investment Manager:* Transamerica Asset Management, Inc.

*Sub-Adviser:* ClariVest Asset Management LLC

*Portfolio Managers:*

David R. Vaughn, CFA	Lead Portfolio Manager	since 2018
Alex Turner, CFA	Portfolio Manager	since 2018
Gashi Zengeni, CFA	Portfolio Manager	since 2021

Effective April 23, 2021, the following replaces the information in the Prospectuses for Transamerica International Stock relating to ClariVest Asset Management LLC under the section entitled "Shareholder Information – Portfolio Manager(s)":

**Transamerica International Stock**

Name	Sub-Adviser	Positions Over Past Five Years
David R. Vaughn, CFA	ClariVest Asset Management LLC	Lead Portfolio Manager of the fund since 2018; Founder of ClariVest Asset Management LLC in 2006; primarily responsible for international, global and emerging market strategies
Alex Turner, CFA	ClariVest Asset Management LLC	Portfolio Manager of the fund since 2018; joined ClariVest Asset Management LLC in 2008
Gashi Zengeni, CFA	ClariVest Asset Management LLC	Portfolio Manager of the fund since 2021; Assistant Portfolio Manager of the fund from 2020 - 2021; joined ClariVest Asset Management LLC in 2015

Effective April 23, 2021, the following replaces the corresponding tables relating to Transamerica International Stock in the Statement of Additional Information under the section in Appendix B entitled "Portfolio Managers – ClariVest Asset Management LLC ("ClariVest")":

**Transamerica International Stock**

Portfolio Manager	Registered Investment Companies		Other Pooled Investment Vehicles		Other Accounts	
	Number	Assets Managed	Number	Assets Managed	Number	Assets Managed
David R. Vaughn, CFA	2	\$63.8 million	5	\$388.7 million	7	\$113.3 million
Alex Turner, CFA	2	\$63.8 million	5	\$388.7 million	7	\$113.3 million
Gashi Zengeni, CFA	2	\$63.8 million	5	\$388.7 million	5	\$112.8 million

**Fee Based Accounts**

(The number of accounts and the total assets in the accounts managed by each portfolio manager with respect to which the advisory fee is based on the performance of the account.)

David R. Vaughn, CFA	0	\$	0	1	\$	57 million	0	\$	0
Alex Turner, CFA	0	\$	0	1	\$	57 million	0	\$	0
Gashi Zengeni, CFA	0	\$	0	1	\$	57 million	0	\$	0

\* \* \*

**Transamerica Sustainable Bond**

Effective immediately, the following replaces the corresponding information in the Prospectuses and Summary Prospectuses for Transamerica Sustainable Bond relating to Aegon USA Investment Management, LLC under the section entitled "Management":

**Management:**

*Investment Manager:* Transamerica Asset Management, Inc.

*Sub-Adviser:* Aegon USA Investment Management, LLC

*Portfolio Managers:*

Bradley D. Doyle, CFA	Portfolio Manager	since 2020
Charles Foster, CFA	Portfolio Manager	since 2020
James Rich	Portfolio Manager	since 2020

Effective immediately, the following replaces the information in the Prospectuses for Transamerica Sustainable Bond relating to Aegon USA Investment Management, LLC under the section entitled "Shareholder Information – Portfolio Manager(s)":

**Transamerica Sustainable Bond**

Name	Sub-Adviser	Positions Over Past Five Years
Bradley D. Doyle, CFA	Aegon USA Investment Management, LLC	Portfolio Manager of the fund since 2020; Portfolio Manager with Aegon USA Investment Management, LLC since 2004; Co-Head of Investment Grade Credit from 2015-2017 and Head of Investment Grade Credit since 2017
Charles Foster, CFA	Aegon USA Investment Management, LLC	Portfolio Manager of the fund since 2020; Portfolio Manager with Aegon USA Investment Management, LLC since 2003
James Rich	Aegon USA Investment Management, LLC	Portfolio Manager of the fund since 2020; Portfolio Manager with Aegon USA Investment Management, LLC since 2013; Member of the Sustainable Investment Committee

Effective immediately, the following replaces the corresponding tables relating to Transamerica Sustainable Bond in the Statements of Additional Information under the section in Appendix B entitled "Portfolio Managers – Aegon USA Investment Management, LLC ("AUM")":

**Transamerica Sustainable Bond**

Portfolio Manager	Registered Investment Companies		Other Pooled Investment Vehicles		Other Accounts	
	Number	Assets Managed	Number	Assets Managed	Number	Assets Managed
Bradley D. Doyle, CFA	7	\$5.49 billion	8	\$2.13 billion	15	\$41.56 billion
Charles Foster, CFA	2	\$496 million	5	\$1.06 billion	9	\$ 3.13 billion
James Rich	1	\$ 0	2	\$ 54 million	5	\$ 247 million

**Fee Based Accounts**

(The number of accounts and the total assets in the accounts managed by each portfolio manager with respect to which the advisory fee is based on the performance of the account.)

Bradley D. Doyle, CFA	0	\$	0	0	\$	0
Charles Foster, CFA	0	\$	0	0	\$	0
James Rich	0	\$	0	0	\$	0

\* \* \*

**Investors Should Retain this Supplement for Future Reference**

April 23, 2021

Supplement to Prospectus dated 04/22/2021

**TRANSAMERICA FUNDS****Transamerica Asset Allocation - Growth Portfolio****Supplement to the Currently Effective Prospectus and Summary Prospectus**

\* \* \*

*The following information supersedes any contrary information contained in the Prospectus and Summary Prospectus concerning Transamerica Asset Allocation - Growth Portfolio:*

**Investment Objective:** Seeks long-term capital appreciation.

\* \* \*

**Investors Should Retain this Supplement for Future Reference**

**April 22, 2021**

**Supplement to Prospectus dated 04/01/2021**

**TRANSAMERICA FUNDS**

**Transamerica Dynamic Income**

**Supplement to the Currently Effective Prospectus, Summary Prospectus and Statement of Additional Information**

The Board of Trustees has approved a reorganization pursuant to which the assets of Transamerica Dynamic Income (the “Target Fund”), a series of Transamerica Funds, would be acquired, and its liabilities would be assumed, by Transamerica Multi-Asset Income (the “Acquiring Fund”), a series of Transamerica Funds, in exchange for shares of the Acquiring Fund. The Target Fund would then be liquidated, and shares of the Acquiring Fund would be distributed to the Target Fund shareholders.

Under the reorganization, Target Fund shareholders would receive shares of the Acquiring Fund with the same aggregate net asset value as their shares of the Target Fund. It is anticipated that no gain or loss for Federal income tax purposes would be recognized by Target Fund shareholders as a result of the reorganization.

The reorganization of the Target Fund into the Acquiring Fund is subject to shareholder approval. A proxy statement/prospectus describing the proposed reorganization was previously mailed to Target Fund shareholders on December 30, 2020. If the reorganization is approved by Target Fund shareholders and all other closing conditions are satisfied, it is expected that the reorganization would occur on May 28, 2021. Effective on or about May 21, 2021, the Target Fund will be closed to all investments. Shareholders can continue to redeem and exchange shares out of the Target Fund subject to the limitations described in the Prospectus, Summary Prospectus and Statement of Additional Information until the reorganization takes place.

\* \* \*

**Investors Should Retain this Supplement for Future Reference**

**April 1, 2021**

**Supplement to Prospectus dated 03/26/2021**

**TRANSAMERICA FUNDS**



**Supplement to the Currently Effective Prospectuses and  
Summary Prospectuses**

\* \* \*

**Transamerica Event Driven  
Transamerica Unconstrained Bond**

***Transamerica Event Driven***

*Effective June 1, 2021, the following replaces in its entirety the corresponding information in the Retail Prospectus and Summary Prospectus for Transamerica Event Driven in the "Performance" section under the sub-heading "Average Annual Total Returns":*

**Average Annual Total Returns (periods ended December 31, 2020)**

	<u>1 Year</u>	<u>Since Inception</u>	<u>Inception Date</u>
Class I			11/11/2016
Return before taxes	16.28%	7.65%	
Return after taxes on distributions	13.88%	6.73%	
Return after taxes on distributions and sale of fund shares	10.40%	5.68%	
ICE BofAML U.S. 3-Month Treasury Bill Index <sup>1</sup> (reflects no deduction for fees, expenses or taxes)	0.67%	1.39%	
ICE BofAML U.S. Dollar LIBOR 3-Month Constant Maturity Index (reflects no deduction for fees, expenses or taxes)	1.08%	1.68%	

<sup>1</sup> Effective June 1, 2021, ICE BofAML U.S. 3-Month Treasury Bill Index became the fund's primary benchmark. Prior to June 1, 2021, the fund's primary benchmark was the ICE BofAML U.S. Dollar LIBOR 3-Month Constant Maturity Index. The change to the primary benchmark was made to more accurately reflect the principal investment strategies of the fund.

*Effective June 1, 2021, the following replaces in its entirety the corresponding information in the Class I2 Prospectus and Summary Prospectus for Transamerica Event Driven in the "Performance" section under the sub-heading "Average Annual Total Returns":*

**Average Annual Total Returns (periods ended December 31, 2020)**

	<u>1 Year</u>	<u>5 Years</u>	<u>Since Inception</u>	<u>Inception Date</u>
Class I2				03/31/2015
Return before taxes	15.68%	7.22%	4.97%	
Return after taxes on distributions	13.25%	6.33%	4.19%	
Return after taxes on distributions and sale of fund shares	10.06%	5.35%	3.61%	
ICE BofAML U.S. 3-Month Treasury Bill Index <sup>1</sup> (reflects no deduction for fees, expenses or taxes)	0.67%	1.20%	1.05%	
ICE BofAML U.S. Dollar LIBOR 3-Month Constant Maturity Index (reflects no deduction for fees, expenses or taxes)	1.08%	1.50%	1.34%	

<sup>1</sup> Effective June 1, 2021, ICE BofAML U.S. 3-Month Treasury Bill Index became the fund's primary benchmark. Prior to June 1, 2021, the fund's primary benchmark was the ICE BofAML U.S. Dollar LIBOR 3-Month Constant Maturity Index. The change to the primary benchmark was made to more accurately reflect the principal investment strategies of the fund.

**Transamerica Unconstrained Bond**

Effective June 1, 2021, the following replaces in its entirety the corresponding information in the Retail Prospectus and Summary Prospectus for Transamerica Unconstrained Bond in the “Performance” section under the sub-heading “Average Annual Total Returns”:

**Average Annual Total Returns (periods ended December 31, 2020)**

	<u>1 Year</u>	<u>5 Years</u>	<u>Since Inception</u>	<u>Inception Date</u>
Class I				12/08/2014
Return before taxes	7.53%	5.15%	4.04%	
Return after taxes on distributions	6.05%	3.69%	2.60%	
Return after taxes on distributions and sale of fund shares	4.40%	3.30%	2.44%	
ICE BofAML U.S. 3-Month Treasury Bill Index <sup>1</sup> (reflects no deduction for fees, expenses or taxes)	0.67%	1.20%	1.00%	
ICE BofAML U.S. Dollar LIBOR 3-Month Constant Maturity Index (reflects no deduction for fees, expenses or taxes)	1.08%	1.50%	1.28%	

<sup>1</sup> Effective June 1, 2021, ICE BofAML U.S. 3-Month Treasury Bill Index became the fund’s primary benchmark. Prior to June 1, 2021, the fund’s primary benchmark was the ICE BofAML U.S. Dollar LIBOR 3-Month Constant Maturity Index. The change to the primary benchmark was made to more accurately reflect the principal investment strategies of the fund.

Effective June 1, 2021, the following replaces in its entirety the corresponding information in the Class I2 Prospectus and Summary Prospectus for Transamerica Unconstrained Bond in the “Performance” section under the sub-heading “Average Annual Total Returns”:

**Average Annual Total Returns (periods ended December 31, 2020)**

	<u>1 Year</u>	<u>5 Years</u>	<u>Since Inception</u>	<u>Inception Date</u>
Class I2				12/08/2014
Return before taxes	7.64%	5.32%	4.17%	
Return after taxes on distributions	6.12%	3.77%	2.66%	
Return after taxes on distributions and sale of fund shares	4.46%	3.39%	2.51%	
ICE BofAML U.S. 3-Month Treasury Bill Index <sup>1</sup> (reflects no deduction for fees, expenses or taxes)	0.67%	1.20%	1.00%	
ICE BofAML U.S. Dollar LIBOR 3-Month Constant Maturity Index (reflects no deduction for fees, expenses or taxes)	1.08%	1.50%	1.28%	

<sup>1</sup> Effective June 1, 2021, ICE BofAML U.S. 3-Month Treasury Bill Index became the fund’s primary benchmark. Prior to June 1, 2021, the fund’s primary benchmark was the ICE BofAML U.S. Dollar LIBOR 3-Month Constant Maturity Index. The change to the primary benchmark was made to more accurately reflect the principal investment strategies of the fund.

\* \* \*

**Investors Should Retain this Supplement for Future Reference**

March 26, 2021

**Supplement to Prospectus dated 03/24/2021****Important Notice Regarding Change in Investment Policy****TRANSAMERICA FUNDS****Transamerica MLP & Energy Income****Supplement to the Currently Effective Prospectuses, Summary Prospectuses and Statement of Additional Information**

Effective on or about June 1, 2021, Transamerica MLP & Energy Income (the “fund”) will be renamed Transamerica Energy Infrastructure and the fund’s principal investment strategies (including its 80% investment policy) will change. In addition, the fund’s principal risks will be revised, the fund’s primary benchmark will change, and the fund will have lower management fee and sub-advisory fee schedules. These changes are described below.

Transamerica Asset Management, Inc. (“TAM”) will continue to serve as the fund’s investment manager and Kayne Anderson Capital Advisors, L.P. will continue to serve as the fund’s sub-adviser.

\* \* \*

Effective on or about June 1, 2021, the following information will supplement and supersede any contrary information contained in the Prospectuses, Summary Prospectuses and Statement of Additional Information concerning the fund:

The fund will change its management fee schedule as described below.

TAM will receive compensation from the fund, calculated daily and paid monthly, at the annual rates (expressed as a percentage of the fund's average daily net assets) indicated below:

First \$250 million	1.054%
Over \$250 million up to \$500 million	1.04%
Over \$500 million up to \$1 billion	0.96%
Over \$1 billion up to \$2 billion	0.85%
In excess of \$2 billion	0.80%

The "Annual Fund Operating Expenses" table included in the "Fees and Expenses" section of the Prospectuses and Summary Prospectuses is deleted in its entirety and replaced with the following, as applicable:

**Annual Fund Operating Expenses (expenses that you pay each year as a percentage of the value of your investment)**

<u>Class</u>	<u>A</u>	<u>C</u>	<u>I</u>	<u>I2</u>
Management fees	1.13%	1.13%	1.13%	1.13%
Distribution and service (12b-1) fees	0.25%	1.00%	0.00%	0.00%
Other expenses	0.31%	0.34%	0.20%	0.09%
Total annual fund operating expenses	1.69%	2.47%	1.33%	1.22%
Fee waiver and/or expense reimbursement <sup>1</sup>	0.09%	0.12%	0.00%	0.00%
<b>Total annual fund operating expenses after fee waiver and/or expense reimbursement<sup>1</sup></b>	<b>1.60%</b>	<b>2.35%</b>	<b>1.33%</b>	<b>1.22%</b>

<sup>1</sup> Contractual arrangements have been made with the fund's investment manager, Transamerica Asset Management, Inc. ("TAM"), through March 1, 2022 to waive fees and/or reimburse fund expenses to the extent that total annual fund operating expenses exceed 1.60% for Class A shares, 2.35% for Class C shares, 1.35% for Class I shares and 1.25% for Class I2 shares, excluding, as applicable, acquired fund fees and expenses, interest, taxes, brokerage commissions, dividend and interest expenses on securities sold short, extraordinary expenses and other expenses not incurred in the ordinary course of the fund's business. These arrangements cannot be terminated prior to March 1, 2022 without the Board of Trustees' consent. TAM is permitted to recapture amounts waived and/or reimbursed to a class during any of the 36 months from the date on which TAM waived fees and/or reimbursed expenses for the class. A class may reimburse TAM only if such reimbursement does not cause, on any particular business day of the fund, the class' total annual operating expenses (after the reimbursement is taken into account) to exceed the applicable limits described above or any other lower limit then in effect.

The “Example” table included in the Prospectuses and Summary Prospectuses is deleted in its entirety and replaced with the following, as applicable:

**Example:** This Example is intended to help you compare the cost of investing in the fund with the cost of investing in other mutual funds.

The Example assumes that you invest \$10,000 in the fund for the time periods indicated and then redeem all shares at the end of those periods (unless otherwise indicated). The Example also assumes that your investment has a 5% return each year and that the fund’s operating expenses remain the same. Only the 1 year dollar amount shown below reflects TAM’s agreement to waive fees and/or reimburse fund expenses. Although your actual costs may be higher or lower, based on these assumptions your costs would be:

**If the shares are redeemed at the end of each period:**

	<u>1 year</u>	<u>3 years</u>	<u>5 years</u>	<u>10 years</u>
Class A	\$ 704	\$1,045	\$1,409	\$2,431
Class C	\$ 338	\$ 758	\$1,305	\$2,797
Class I	\$ 135	\$ 421	\$ 729	\$1,601
Class I2	\$ 124	\$ 387	\$ 670	\$1,477

**If the shares are not redeemed:**

	<u>1 year</u>	<u>3 years</u>	<u>5 years</u>	<u>10 years</u>
Class A	\$ 704	\$1,045	\$1,409	\$2,431
Class C	\$ 238	\$ 758	\$1,305	2,797
Class I	\$ 135	\$ 421	\$ 729	\$1,601
Class I2	\$ 124	\$ 387	\$ 670	\$1,477

\* \* \*

The following information will be added alphabetically to the sub-section titled “Recent Management Fee Changes” under the heading “Shareholder Information—Investment Manager” in the Prospectuses:

Transamerica Energy Infrastructure: Effective June 1, 2021, the management fee is 1.054% of the first \$250 million; 1.04% over \$250 million up to \$500 million; 0.96% over \$500 million up to \$1 billion; 0.85% over \$1 billion up to \$2 billion and 0.80% in excess of \$2 billion in average daily net assets. Prior to June 1, 2021, the management fee was 1.13% of the first \$250 million; 1.08% over \$250 million up to \$500 million; 1.01% over \$500 million up to \$1 billion; 0.91% over \$1 billion up to \$2 billion; and 0.85% in excess of \$2 billion in average daily net assets.

\* \* \*

## PRINCIPAL INVESTMENT STRATEGIES:

The “Principal Investment Strategies” section included in each of the Prospectuses and Summary Prospectuses is deleted in its entirety and replaced with the following:

Under normal circumstances, the fund’s sub-adviser, Kayne Anderson Capital Advisors, L.P. (the “sub-adviser”), seeks to achieve the fund’s stated objective by investing at least 80% of the fund’s net assets (plus the amount of borrowings, if any, for investment purposes) in the equity and debt securities of energy infrastructure companies. The fund considers energy infrastructure companies to include midstream companies (such as master limited partnerships (“MLPs”) and US and Canadian midstream corporations), renewable energy infrastructure companies and other issuers in the energy sector.

Midstream companies are companies that own and operate assets used in energy logistics, including transporting, storing, gathering, processing, distributing, or marketing of natural gas, natural gas liquids, crude oil or refined products.

Renewable energy infrastructure companies include utilities, independent power producers, developers and other companies that own, provide services for or operate any assets used in the generation, production, distribution, transportation, storage and marketing of renewable energy, including, but not limited to, solar, wind, hydroelectric, geothermal and biomass power.

The sub-adviser considers the “energy sector” to consist of companies involved in exploring, developing, producing, generating, transporting, transmitting, storing, gathering, processing, refining, distributing, mining or marketing of natural gas, natural gas liquids, crude oil, refined products, electricity or renewable energy (“energy-related assets”). Investments in other issuers in the energy sector will consist of companies that own, operate or provide services to energy-related assets.

Investments by the fund may include securities of any capitalization that are publicly traded on an exchange or in the over-the-counter market.

The fund may invest no more than 20% of its total assets in the debt securities of issuers in the energy sector, and no more than 10% of its total assets in debt securities that are rated below investment grade (commonly known as “junk bonds”), including defaulted securities.

The fund may directly invest up to, but not more than, 25% of its total assets in equity or debt securities of MLPs and other entities that are treated as qualified publicly traded partnerships for federal income tax purposes.

The fund may invest in long or short positions using call or put options. The sub-adviser may take long and short positions in an effort to provide some protection in down markets when compared to a fund that takes only long positions. The fund may also invest in foreign securities, but generally will not invest more than 25% of fund assets in foreign securities.

Options trading is not a core strategy of the fund but may be used by the sub-adviser to monetize existing positions when price targets are reached, to generate income or for hedging purposes.

The fund may invest a significant portion of its assets in cash, cash equivalent securities or short-term debt securities, repurchase agreements and money market instruments to serve as collateral for the positions the fund takes, to earn income, and for cash management purposes.

The above investment restrictions apply at the time of purchase, and the fund will not be required to reduce a position due solely to market value fluctuations in order to comply with these restrictions.

The fund is non-diversified.

\* \* \*

#### PRINCIPAL RISKS:

*The following principal risk is added to the “Principal Risks” section of the Prospectuses and Summary Prospectuses following the “Master Limited Partnerships” risk:*

**Renewable Infrastructure Company:** Renewable infrastructure companies are susceptible to various factors that may negatively impact their businesses or operations, including costs associated with compliance with and changes in environmental, governmental and other regulations, rising interest costs in connection with capital construction and improvement programs, government budgetary constraints that impact publicly funded projects, the effects of general economic conditions throughout the world, surplus capacity and depletion concerns, increased competition from other providers of services, uncertainties regarding the availability of fuel and other

natural resources at reasonable prices, the effects of energy conservation policies, unfavorable tax laws or accounting policies and high leverage. Renewable infrastructure companies will also be affected other factors such as innovations in technology that could render the way in which a company delivers a product or service obsolete and natural or man-made disasters. These and other factors may negatively impact renewable infrastructure companies and adversely affect the fund's performance.

\* \* \*

#### BENCHMARK:

Effective June 1, 2021, the following replaces in its entirety the corresponding information in the Prospectus[es] and Summary Prospectus[es] in the "Performance" section under the sub-heading "Average Annual Total Returns" for the fund:

	<u>1 Year</u>	<u>5 Years</u>	<u>Since Inception</u>	<u>Inception Date</u>
Class A				04/30/2013
Return before taxes	-16.33%	1.03%	-3.94%	
Return after taxes on distributions	-17.64%	0.10%	-4.78%	
Return after taxes on distributions and sale of fund shares	-9.63%	0.56%	-3.07%	
Class C (Return before taxes only)	-12.95%	1.42%	-3.95%	04/30/2013
Class I (Return before taxes only)	-11.34%	2.45%	-2.97%	04/30/2013
Alerian Midstream Energy Select Total Return Index <sup>1</sup>	-23.42%	2.21%	-1.69%	
S&P 500® (reflects no deduction for fees, expenses or taxes)	18.40%	15.22%	14.12%	
Alerian MLP Total Return Index (reflects no deduction for fees, expenses or taxes)	-28.69%	-5.95%	-7.51%	

<sup>1</sup> Effective June 1, 2021, the Alerian Midstream Energy Select Total Return Index became the fund's primary benchmark. Prior to June 1, 2021, the fund's primary benchmark was the S&P 500. The change to the Alerian Midstream Energy Select Total Return Index was made to more accurately reflect the principal investment strategies of the fund.

#### Average Annual Total Returns (periods ended December 31, 2020)

	<u>1 Year</u>	<u>5 Years</u>	<u>Since Inception</u>	<u>Inception Date</u>
Class I2				4/30/2013
Return before taxes	-11.23%	2.55%	-2.88%	
Return after taxes on distributions	-12.71%	1.52%	-3.81%	
Return after taxes on distributions and sale of fund shares	-6.61%	1.71%	-2.34%	
Alerian Midstream Energy Select Total Return Index <sup>1</sup>	-23.42%	2.21%	-1.69%	
S&P 500® (reflects no deduction for fees, expenses or taxes)	18.40%	15.22%	14.12%	
Alerian MLP Total Return Index (reflects no deduction for fees, expenses or taxes)	-28.69%	-5.95%	-7.51%	

<sup>1</sup> Effective June 1, 2021, the Alerian Midstream Energy Select Total Return Index became the fund's primary benchmark. Prior to June 1, 2021, the fund's primary benchmark was the S&P 500. The change to the Alerian Midstream Energy Select Total Return Index was made to more accurately reflect the principal investment strategies of the fund.

\* \* \*

**MANAGEMENT FEES:**

The following information revises the corresponding information appearing in the table contained in the "Investment Manager Compensation" sub-section of the Statement of Additional Information under the heading "Investment Management and Other Services – The Investment Manager":

<u>Fund Name</u>	<u>Percentage of Average Daily Net Assets</u>
Transamerica Energy Infrastructure	First \$250 million 1.054%
	Over \$250 million up to \$500 million 1.04%
	Over \$500 million up to \$1 billion 0.96%
	Over \$1 billion up to \$2 billion 0.85%
	In excess of \$2 billion 0.80%

\* \* \*

**SUB-ADVISORY FEES:**

The following information revises the corresponding information appearing in the table contained in the "Sub-Advisory Fees" sub-section of the Statement of Additional Information under the heading "Investment Management and Other Services – Sub-Advisers":

<u>Fund</u>	<u>Sub-Adviser</u>	<u>Sub-Advisory Fees</u>
Transamerica Energy Infrastructure	Kayne Anderson Capital Advisors, L.P.	0.625% of the first \$250 million
		0.62% over \$250 million up to \$500 million
		0.55% over \$500 million up to \$1 billion
		0.45% over \$1 billion up to \$2 billion
		0.40% in excess of \$2 billion

\* \* \*

**Investors Should Retain this Supplement for Future Reference**

March 24, 2021

**Average Annual Total Returns (periods ended December 31, 2020)**

**Supplement to Prospectus dated 03/15/2021**

**TRANSAMERICA FUNDS**

**Supplement to the Currently Effective Prospectuses, Summary Prospectuses  
and Statements of Additional Information**

**Transamerica Government Money Market**

\* \* \*

Effective at the close of business on March 31, 2021, Transamerica Government Money Market (the "Fund") will be closed to most new investors. The following investors may continue to purchase Fund shares after the close date: existing Fund investors, asset allocation funds and other investment products in which the Fund is currently an underlying investment option, retirement plans in which the Fund is a plan option, and any plan that is or becomes a part of a multiple plan exchange recordkeeping platform that includes the Fund as a plan option.

The Fund will remain closed until further notice. The Fund reserves the right to modify the foregoing terms of the closure at any time and to accept or reject any investment for any reason.

## Investors Should Retain this Supplement for Future Reference

March 15, 2021



# Transamerica Funds

## Prospectus March 1, 2021



Fund   Ticker	Class A	Class C	Class I	Class R6
Transamerica Asset Allocation-Conservative Portfolio <sup>1</sup>	ICLAX	ICLLX	TACIX	—
Transamerica Asset Allocation-Growth Portfolio <sup>2</sup>	IAAAX	IAALX	TAGIX	—
Transamerica Asset Allocation-Moderate Growth Portfolio <sup>3</sup>	IMLAX	IMLLX	TMGIX	—
Transamerica Asset Allocation-Moderate Portfolio <sup>4</sup>	IMOAX	IMOLX	TMMIX	—
Transamerica Bond	IDITX	IFLLX	TFXIX	TAFLX
Transamerica Capital Growth	IALAX	ILLX	TFOIX	TCPWX
Transamerica Dynamic Income	IGTAX	IGTCX	IGTIX	—
Transamerica Emerging Markets Debt	EMTAX	EMTCX	EMTIX	TAEDX
Transamerica Emerging Markets Opportunities	TEOAX	TEOCX	TEOIX	TEOOX
Transamerica Event Driven	None	—	TENIX	—
Transamerica Floating Rate	TFLAX	TFLCX	TFLIX	—
Transamerica Global Equity	IMNAX	IMNCX	TMUIX	TAGEX
Transamerica Government Money Market	IATXX	IMLXX	TAMXX	—
Transamerica High Yield Bond	IHIYX	INCLX	TDHIX	TAHBX
Transamerica High Yield ESG	TACBX	TAFCX	TAJEX	TAVSX
Transamerica High Yield Muni	THAYX	THCYX	THYIX	—
Transamerica Inflation Opportunities	TIOAX	TIOCX	ITIOX	RTIOX
Transamerica Intermediate Muni	TAMUX	TCMUX	TIMUX	—
Transamerica International Equity	TRWAX	TRWCX	TSWIX	TAINX
Transamerica International Growth	TGRHX	TGRJX	TGRGX	TGRFX
Transamerica International Small Cap Value	—	—	TISVX	—
Transamerica International Stock	TIHAX	—	TIHIX	TIHJX
Transamerica Large Cap Value	TWQAX	TWQCX	TWQIX	TALCX
Transamerica Mid Cap Growth	MCGAX	MGTCX	IMCGX	—
Transamerica Mid Cap Value Opportunities	MCVAX	MCVCX	MVTIX	MVTRX
Transamerica MLP & Energy Income	TMLAX	TMCLX	TMLPX	—
Transamerica Multi-Asset Income	TASHX	TCSHX	TSHIX	—
Transamerica Multi-Managed Balanced	IBALX	IBLLX	TBLIX	TAMMX
Transamerica Short-Term Bond	ITAAX	ITACX	TSTIX	TASTX
Transamerica Small Cap Growth	ASGTX	CSGTX	ISCGX	RTSGX
Transamerica Small Cap Value	TSLAX	TSLCX	TSLIX	TSLRX
Transamerica Small/Mid Cap Value	IIVAX	IIVLX	TSVIX	TASMX
Transamerica Sustainable Bond	TARUX	TAILX	TAPKX	TAAPX
Transamerica Sustainable Equity Income	TDFAX	TDFCX	TDFIX	TADFX
Transamerica Unconstrained Bond	TUNAX	TUNBX	TUNIX	—
Transamerica US Growth <sup>5</sup>	TADAX	TADCX	TDEIX	—

Each of the funds listed above is a series of Transamerica Funds. Each fund with "None" listed above indicates that share class does not have a ticker symbol. Each fund with "—" listed above indicates that share class is not currently offered.

<sup>1</sup> Class R: ICVRX; <sup>2</sup> Class R: IGWRX; <sup>3</sup> Class R: IMGRX; <sup>4</sup> Class R: IMDRX; <sup>5</sup> Class T: TWMTX.

Neither the U.S. Securities and Exchange Commission nor U.S. Commodity Futures Trading Commission has approved or disapproved these securities or passed upon the adequacy or accuracy of this prospectus. Any representation to the contrary is a criminal offense.

MPCA0321



## TABLE OF CONTENTS

	<b><u>Page</u></b>
<a href="#"><u>Transamerica Asset Allocation-Conservative Portfolio</u></a>	1
<a href="#"><u>Transamerica Asset Allocation-Growth Portfolio</u></a>	8
<a href="#"><u>Transamerica Asset Allocation-Moderate Growth Portfolio</u></a>	14
<a href="#"><u>Transamerica Asset Allocation-Moderate Portfolio</u></a>	21
<a href="#"><u>Transamerica Bond</u></a>	28
<a href="#"><u>Transamerica Capital Growth</u></a>	35
<a href="#"><u>Transamerica Dynamic Income</u></a>	40
<a href="#"><u>Transamerica Emerging Markets Debt</u></a>	47
<a href="#"><u>Transamerica Emerging Markets Opportunities</u></a>	52
<a href="#"><u>Transamerica Event Driven</u></a>	58
<a href="#"><u>Transamerica Floating Rate</u></a>	64
<a href="#"><u>Transamerica Global Equity</u></a>	70
<a href="#"><u>Transamerica Government Money Market</u></a>	75
<a href="#"><u>Transamerica High Yield Bond</u></a>	80
<a href="#"><u>Transamerica High Yield ESG</u></a>	86
<a href="#"><u>Transamerica High Yield Muni</u></a>	92
<a href="#"><u>Transamerica Inflation Opportunities</u></a>	97
<a href="#"><u>Transamerica Intermediate Muni</u></a>	103
<a href="#"><u>Transamerica International Equity</u></a>	108
<a href="#"><u>Transamerica International Growth</u></a>	113
<a href="#"><u>Transamerica International Small Cap Value</u></a>	118
<a href="#"><u>Transamerica International Stock</u></a>	122
<a href="#"><u>Transamerica Large Cap Value</u></a>	127
<a href="#"><u>Transamerica Mid Cap Growth</u></a>	131
<a href="#"><u>Transamerica Mid Cap Value Opportunities</u></a>	135
<a href="#"><u>Transamerica MLP &amp; Energy Income</u></a>	140
<a href="#"><u>Transamerica Multi-Asset Income</u></a>	148
<a href="#"><u>Transamerica Multi-Managed Balanced</u></a>	153
<a href="#"><u>Transamerica Short-Term Bond</u></a>	160
<a href="#"><u>Transamerica Small Cap Growth</u></a>	166
<a href="#"><u>Transamerica Small Cap Value</u></a>	170
<a href="#"><u>Transamerica Small/Mid Cap Value</u></a>	174
<a href="#"><u>Transamerica Sustainable Bond</u></a>	179
<a href="#"><u>Transamerica Sustainable Equity Income (formerly, Transamerica Dividend Focused)</u></a>	186
<a href="#"><u>Transamerica Unconstrained Bond</u></a>	191
<a href="#"><u>Transamerica US Growth</u></a>	198
<a href="#"><u>More on Each Fund's Strategies and Investments</u></a>	203
<a href="#"><u>More on Risks of Investing in the Funds</u></a>	231
<a href="#"><u>Shareholder Information</u></a>	259
<a href="#"><u>Management of Transamerica Funds</u></a>	259
<a href="#"><u>Investment Manager</u></a>	259
<a href="#"><u>Sub-Adviser(s)</u></a>	262
<a href="#"><u>Portfolio Manager(s)</u></a>	265

<a href="#">Disclosure of Portfolio Holdings</a>	275
<a href="#">Fund Expenses</a>	275
<a href="#">How To Contact the Funds</a>	276
<a href="#">Opening an Account</a>	276
<a href="#">Buying Shares</a>	277
<a href="#">Selling Shares</a>	278

---

	<b><u>Page</u></b>
<a href="#">Exchanging Shares</a>	280
<a href="#">Choosing a Share Class</a>	281
<a href="#">Features and Policies</a>	286
<a href="#">Pricing of Shares</a>	291
<a href="#">Distribution of Shares</a>	292
<a href="#">Distributions and Taxes</a>	295
<a href="#">List and Description of Certain Underlying Funds</a>	298
<a href="#">Financial Highlights</a>	303
<a href="#">Appendix - Waivers and Discounts Available from Intermediaries</a>	422

## Transamerica Asset Allocation-Conservative Portfolio

**Investment Objective:** Seeks current income and preservation of capital.

**Fees and Expenses:** This table describes the fees and expenses that you may pay if you buy, hold and sell shares of the fund. **You may pay other fees, such as brokerage commissions and other fees to financial intermediaries, which are not reflected in the tables and examples below.**

You may qualify for sales charge discounts if you and your family invest, or agree to invest in the future, at least \$50,000 in Transamerica Funds. More information about these and other discounts is available from your financial professional, in the “Waivers and Reductions of Sales Charges” section of the fund’s prospectus, in the Appendix – “Waivers and Discounts Available from Intermediaries,” and in the fund’s statement of additional information (SAI) under the heading “Purchase of Shares.”

### Shareholder Fees (fees paid directly from your investment)

Class:	A	C	I	R
Maximum sales charge (load) imposed on purchases (as a percentage of offering price)	5.50%	None	None	None
Maximum deferred sales charge (load) (as a percentage of purchase price or redemption proceeds, whichever is lower)	None	1.00%	None	None

<sup>1</sup> Purchases of Class A shares in amounts of \$1 million or more that are not subject to an initial sales charge may be subject to a 1.00% contingent deferred sales charge if those shares are redeemed within 24 months of their purchase. A deferred sales charge on Class A and Class C shares may apply to certain redemptions of shares purchased by exchange from another Transamerica Fund.

### Annual Fund Operating Expenses (expenses that you pay each year as a percentage of the value of your investment)

Class:	A	C	I	R
Management fees <sup>1</sup>	0.10%	0.10%	0.10%	0.10%
Distribution and service (12b-1) fees	0.25%	1.00%	None	0.50%
Other expenses	0.11%	0.13%	0.14%	0.14%
Acquired fund fees and expenses <sup>2,3</sup>	0.68%	0.68%	0.68%	0.68%
Total annual fund operating expenses	1.14%	1.91%	0.92%	1.42%
Fee waiver and/or expense reimbursement <sup>4</sup>	0.00%	0.00%	0.09%	0.00%
Total annual fund operating expenses after fee waiver and/or expense reimbursement	1.14%	1.91%	0.83%	1.42%

<sup>1</sup> Management fees have been restated to reflect a reduction in management fees effective August 28, 2020.

<sup>2</sup> Acquired fund fees and expenses reflect the fund’s pro rata share of the fees and expenses incurred by investing in other investment companies. Acquired fund fees and expenses are not included in the calculation of the ratios of expenses to average net assets shown in the Financial Highlights section of the fund’s prospectus.

<sup>3</sup> Acquired fund fees and expenses have been restated to reflect estimated fees for the current fiscal year following the change in sub-adviser on August 28, 2020.

<sup>4</sup> Contractual arrangements have been made with the fund’s investment manager, Transamerica Asset Management, Inc. (“TAM”), through March 1, 2022 to waive fees and/or reimburse fund expenses to the extent that total annual fund operating expenses exceed 0.60% for Class A shares, 1.35% for Class

C shares, 0.35% for Class I shares and 0.95% for Class R shares, excluding, as applicable, acquired fund fees and expenses, interest, taxes, brokerage commissions, dividend and interest expenses on securities sold short, extraordinary expenses and other expenses not incurred in the ordinary course of the fund’s business. These arrangements cannot be terminated prior to March 1, 2022 without the Board of Trustees’ consent. TAM is permitted to recapture amounts waived and/or reimbursed to a class during any of the 36 months from the date on which TAM waived fees and/or reimbursed expenses for the class if the class’ total annual fund operating expenses have fallen to a level below the limits described above. In no case will TAM recapture any amount that would result, on any particular business day of the fund, in the class’ total annual operating expenses exceeding the applicable limits described above or any other lower limit then in effect. In addition, TAM has contractually agreed to reimburse 0.09% of the sub-transfer agency fees and certain per account transfer agency fees on Class I shares through March 1, 2022.

**Example:** This Example is intended to help you compare the cost of investing in the fund with the cost of investing in other mutual funds.

The Example assumes that you invest \$10,000 in the fund for the time periods indicated and then redeem all shares at the end of those periods (unless otherwise indicated). The Example also assumes that your investment has a 5% return each year and that the fund’s operating expenses remain the same. Only the 1 year dollar amount shown below reflects TAM’s agreement to waive fees and/or reimburse fund expenses. Although your actual costs may be higher or lower, based on these assumptions your costs would be:

### If the shares are redeemed at the end of each period:

	1 year	3 years	5 years	10 years
Class A	\$ 660	\$ 892	\$ 1,143	\$ 1,860
Class C	\$ 294	\$ 600	\$ 1,032	\$ 2,233
Class I	\$ 85	\$ 284	\$ 500	\$ 1,123
Class R	\$ 145	\$ 449	\$ 776	\$ 1,702

### If the shares are not redeemed:

	1 year	3 years	5 years	10 years
Class A	\$ 660	\$ 892	\$ 1,143	\$ 1,860
Class C	\$ 194	\$ 600	\$ 1,032	\$ 2,233
Class I	\$ 85	\$ 284	\$ 500	\$ 1,123
Class R	\$ 145	\$ 449	\$ 776	\$ 1,702

**Portfolio Turnover:** The fund pays transaction costs, such as commissions, when it buys and sells securities (or “turns over” its portfolio). A higher portfolio turnover rate may indicate higher transaction costs and may result in higher taxes when fund shares are held in a taxable account. These costs, which are not reflected in annual fund operating expenses or in the Example, affect the fund’s performance.

During the most recent fiscal year, the portfolio turnover rate for the fund was 28% of the average value of its portfolio.

### Principal Investment Strategies:

The fund is a fund of funds that seeks to achieve its investment objective by investing its assets primarily in a broad mix of Transamerica Funds (“underlying funds”). The fund’s sub-adviser, Goldman Sachs Asset Management, L.P. (the “sub-adviser”), follows

an investment process that involves longer-term portfolio positioning through strategic asset allocation and dynamic asset allocation to pursue shorter-term opportunities based on the sub-adviser's views of current market conditions.

- Under normal circumstances, investments in underlying funds are expected to achieve a mix over time of approximately 35% of net assets in equities, which may include both stocks and commodity-related securities, and approximately 65% of net assets in fixed-income securities, which may include bonds, convertible securities, cash, cash equivalents, and other money market instruments. These percentages may vary.
- The underlying funds may invest in a variety of U.S. and foreign equity and fixed-income (including high-yield) securities and alternative investments. The underlying funds may also invest in real estate investment trusts ("REITs") and derivatives.

The sub-adviser develops and implements a strategic asset allocation for the fund. The sub-adviser seeks to budget the fund's long term investment risk exposure across various risk factors to establish a diversified strategic asset allocation. An important component of the sub-adviser's process is allocating risk across asset classes and strategies to increase diversification and, potentially, reduce volatility.

The sub-adviser may dynamically adjust the fund's asset allocation as part of its investment process in response to certain changes in the markets, the economic cycle and the macroeconomic environment. This dynamic asset allocation may change the fund's portfolio positioning based on the sub-adviser's short- to medium-term market views on dislocations and attractive investment opportunities. These views may impact the relative weights across asset classes, and the allocation to geographies, sectors and industries, as well as the fund's duration and sensitivity to inflation.

Allocation of assets among the underlying funds is based on factors such as diversification, general market views and outlooks, volatility in the equity markets, historical performance, current valuations, and other global economic factors.

The fund may invest directly in U.S. government securities and/or short-term commercial paper.

The fund's investment manager, among other things, oversees and monitors the sub-adviser and is solely responsible for selecting the underlying funds among which the sub-adviser may allocate the fund's assets. After the underlying funds have been selected, the sub-adviser determines which underlying funds it wishes to utilize to allocate the fund's assets. The sub-adviser is not required to utilize all of the underlying funds selected by the manager in seeking to fulfill the fund's target asset allocation.

The sub-adviser may invest up to 10% of the fund's net assets in index-based underlying exchange-traded funds ("underlying ETFs") that the sub-adviser selects as part of the sub-adviser's dynamic asset allocation to gain exposure to asset classes, regions, countries, strategies or sectors that are a part of the sub-adviser's asset allocation for the fund, but not otherwise accessible through available underlying funds. The fund may, but is not required to, invest directly in futures contracts as part of the sub-adviser's dynamic asset allocation. The use of futures would generally be limited to

exchange-traded developed market equity index and U.S. Treasury futures. The fund may also have exposure to derivatives instruments, such as options, futures or forward contracts and swaps through its investments in the underlying funds and underlying ETFs.

It is not possible to predict the extent to which the fund will be invested in a particular underlying fund at any time. The fund may be a significant shareholder in certain underlying funds.

Each underlying fund and underlying ETF has its own investment objective, principal investment strategies and investment risks. The sub-adviser for each underlying fund and adviser or sub-adviser for each underlying ETF decides which securities to purchase and sell for that underlying fund or underlying ETF. The fund's ability to achieve its investment objective depends largely on the performance of the underlying funds and underlying ETFs.

The "Underlying Funds" section of the prospectus lists the underlying Transamerica Funds currently available for investment by the fund, provides a summary of their respective investment objectives and principal investment strategies, and identifies certain risks of those funds.

The manager may change the underlying Transamerica Funds, and the sub-adviser may change the fund's asset allocation, at any time without notice to shareholders and without shareholder approval.

**Principal Risks:** Risk is inherent in all investing. Many factors and risks affect the fund's performance, including those described below. The value of your investment in the fund, as well as the amount of return you receive on your investment, may fluctuate significantly day to day and over time. You may lose part or all of your investment in the fund or your investment may not perform as well as other similar investments. The fund, through its investments in underlying funds, is subject to the risks of the underlying funds. The following is a summary description of principal risks (in alphabetical order after certain key risks) of investing in the fund (either directly or through its investments in underlying funds). Each risk described below may not apply to each underlying fund and an underlying fund may be subject to additional or different risks than those described below. An investment in the fund is not a bank deposit and is not insured or guaranteed by the Federal Deposit Insurance Corporation or any other government agency. **You may lose money if you invest in this fund.**

**Market** – The market values of the fund's securities and other assets will fluctuate, sometimes sharply and unpredictably, due to changes in general market conditions, overall economic trends or events, governmental actions or interventions, actions taken by the U.S. Federal Reserve or foreign central banks, political developments, investor sentiment, public health emergencies such as a pandemic, and other factors that may or may not be related to the issuer of the security or other asset. The market prices of securities and other assets also may go down due to events or conditions that affect particular sectors, industries or issuers. Adverse market conditions may be prolonged and may not have the same impact on all types of securities or other assets.

Economies and financial markets throughout the world are increasingly interconnected. Economic, financial or political events, trading and tariff arrangements, public health events, terrorism,

technology and data interruptions, natural disasters, and other circumstances in one or more countries or regions could be highly disruptive to, and have profound impacts on, global economies or markets. As a result, whether or not the fund invests in securities of issuers located in or with significant exposure to the countries directly affected, the value and liquidity of the fund's investments may go down.

The COVID-19 pandemic has caused substantial market disruption around the world, including the U.S. There have been periods of extreme volatility, and periods where there have been no buyers for certain securities, including U.S. Treasury securities. Some sectors of the economy and individual issuers have experienced particularly large losses. The pandemic has reduced liquidity of particular investments and asset classes; resulted in significant disruptions to business operations, including business closures; strained healthcare systems; disrupted supply chains, consumer demand and employee availability; and restricted travel. These conditions may continue for an extended period of time, or worsen. The pandemic may result in a sustained domestic or global economic downturn or recession. Developing or emerging market countries may be more adversely impacted. The ultimate economic fallout from the pandemic, and the long-term impact on economies, markets, industries and individual issuers, are not known.

The U.S. government and the Federal Reserve, as well as certain foreign governments and central banks, have taken extraordinary actions to support local and global economies and the financial markets in response to the COVID-19 pandemic. These actions have resulted in significant expansion of public debt, including in the U.S. The long-term consequences of this level of public debt are not known. In addition, certain interest rates have been reduced to very low levels. This and other government intervention into the economy and financial markets to address the pandemic may not work as intended, particularly if the efforts are perceived by investors as being unlikely to achieve the desired results.

The COVID-19 pandemic could continue to adversely affect the value and liquidity of the fund's investments, impair the fund's ability to satisfy redemption requests, and negatively impact the fund's performance.

**Allocation** – The fund's investment performance, in large part, depends on the fund's asset class allocation and reallocation from time to time. The sub-adviser's decisions whether and when to tactically overweight or underweight asset classes, create and apply formulas for de-risking or ending de-risking and select a mix of underlying funds may not produce the desired results.

**Underlying Funds** – Because the fund invests its assets in various underlying funds, its ability to achieve its investment objective depends largely on the performance of the underlying funds in which it invests. Investing in underlying funds subjects the fund to the risks of investing in the underlying securities or assets held by those underlying funds. Each of the underlying funds in which the fund may invest has its own investment risks, and those risks can affect the value of the underlying funds' shares and therefore the value of the fund's investments. There can be no assurance that the investment objective of any underlying fund will be achieved. In addition, the fund will bear a pro rata portion of

the operating expenses of the underlying funds in which it invests. The "List and Description of Certain Underlying Funds" section of the fund's prospectus identifies certain risks of each underlying fund.

**Fixed-Income Securities** – Fixed-income securities are subject to risks including credit risk, interest rate risk, counterparty risk, prepayment risk, extension risk, valuation risk, and liquidity risk. The value of fixed-income securities may go up or down, sometimes rapidly and unpredictably, due to general market conditions, such as real or perceived adverse economic or political conditions, tariffs and trade disruptions, inflation, changes in interest rates, lack of liquidity in the bond markets or adverse investor sentiment. In addition, the value of a fixed-income security may decline if the issuer or other obligor of the security fails to pay principal and/or interest, otherwise defaults or has its credit rating downgraded or is perceived to be less creditworthy, or the credit quality or value of any underlying assets declines. If the value of fixed-income securities owned by the fund falls, the value of your investment will go down. The fund may lose its entire investment in the fixed-income securities of an issuer.

**Equity Securities** – Equity securities generally have greater risk of loss than debt securities. Stock markets are volatile and the value of equity securities may go up or down sometimes rapidly and unpredictably. The value of equity securities fluctuates based on real or perceived changes in a company's financial condition, factors affecting a particular industry or industries, and overall market, economic and political conditions. If the market prices of the equity securities owned by the fund fall, the value of your investment in the fund will decline. The fund may lose its entire investment in the equity securities of an issuer.

**Management** – The value of your investment may go down if the investment manager's or sub-adviser's judgments and decisions are incorrect or otherwise do not produce the desired results, or if the fund's investment strategy does not work as intended. You may also suffer losses if there are imperfections, errors or limitations in the quantitative, analytic or other tools, resources, information and data used, investment techniques applied, or the analyses employed or relied on, by the investment manager or sub-adviser, if such tools, resources, information or data are used incorrectly or otherwise do not work as intended, or if the investment manager's or sub-adviser's investment style is out of favor or otherwise fails to produce the desired results. Any of these things could cause the fund to lose value or its results to lag relevant benchmarks or other funds with similar objectives.

**Active Trading** – The fund may purchase and sell securities without regard to the length of time held. Active trading may be more pronounced during periods of market volatility, may have a negative impact on performance by increasing transaction costs and may generate greater amounts of short-term capital gains.

**Asset Class Variation** – The underlying funds invest principally in the securities constituting their asset class (i.e., equity or fixed income) or underlying index components. However, an underlying fund may vary the percentage of its assets in these securities (subject to any applicable regulatory requirements). Depending upon the percentage of securities in a particular asset class held by the underlying funds at any given time, and the percentage of

the fund's assets invested in various underlying funds, the fund's actual exposure to the securities in a particular asset class may vary substantially from its target allocation for that asset class.

**Commodities and Commodity-Related Securities** – Commodities and commodity-related businesses or industries are subject to changes and volatility in commodity prices generally, regulatory, economic and political developments, weather events and natural disasters, tariffs and trade disruptions, and market disruptions. Commodities and commodity-linked investments may be less liquid than other investments. Commodity-linked investments also are subject to the credit risk associated with the issuer, and their value may decline substantially if the issuer's creditworthiness deteriorates.

**Convertible Securities** – Convertible securities are subject to risks associated with both fixed income and equity securities. For example, if market interest rates rise, the value of a convertible security typically falls. In addition, a convertible security is subject to the risk that the issuer will not be able to pay interest or dividends when due, and the market value of the security may change based on the issuer's actual or perceived creditworthiness. Since the convertible security derives a portion of its value from the underlying common stock, the security is also subject to the same types of market and issuer-specific risks that apply to the underlying common stock. Convertible securities generally offer lower interest or dividend yields than non-convertible securities of similar quality.

**Counterparty** – The fund could lose money if the counterparties to derivatives, repurchase agreements and other financial contracts entered into for the fund do not fulfill their contractual obligations. In addition, the fund may incur costs and may be hindered or delayed in enforcing its rights against a counterparty.

**Credit** – If an issuer or other obligor (such as a party providing insurance or other credit enhancement) of a security held by the fund or a counterparty to a financial contract with the fund is unable or unwilling to meet its financial obligations, or is downgraded or perceived to be less creditworthy (whether by market participants or otherwise), or if the value of any underlying assets declines, the value of your investment will typically decline. A decline may be significant, particularly in certain market environments. In addition, the fund may incur costs and may be hindered or delayed in enforcing its rights against an issuer, obligor or counterparty.

**Currency** – The value of a fund's investments in securities denominated in foreign currencies increases or decreases as the rates of exchange between those currencies and the U.S. dollar change. U.S. dollar-denominated securities of foreign issuers may also be affected by currency risk. Currency exchange rates can be volatile and may fluctuate significantly over short periods of time. Currency conversion costs and currency fluctuations could reduce or eliminate investment gains or add to investment losses. A fund may be unable or may choose not to hedge its foreign currency exposure.

**Derivatives** – Risks of derivatives include leverage risk, liquidity risk, valuation risk, market risk, counterparty risk, credit risk, operational risk and legal risk. Use of derivatives can increase fund losses, reduce opportunities for gains, increase fund volatility, and not produce the result intended. Certain derivatives have the potential for unlimited loss,

disproportionate impact on the fund. Derivatives may be difficult to sell, unwind or value, and the counterparty (including, if applicable, the fund's clearing broker, the derivatives exchange or the clearinghouse) may default on its obligations to the fund. In certain cases, the fund may incur costs and may be hindered or delayed in enforcing its rights against or closing out derivatives instruments with a counterparty, which may result in additional losses. Derivatives are also generally subject to the risks applicable to the assets, rates, indices or other indicators underlying the derivative, including market risk, credit risk, liquidity risk, management and valuation risk. Also, suitable derivative transactions may not be available in all circumstances or at reasonable prices. The value of a derivative may fluctuate more or less than, or otherwise not correlate well with, the underlying assets, rates, indices or other indicators to which it relates. The fund may be required to segregate or earmark liquid assets or otherwise cover its obligations under derivatives transactions and may have to liquidate positions before it is desirable in order to meet these segregation and coverage requirements.

**Emerging Markets** – Investments in securities of issuers located or doing business in emerging markets are subject to heightened foreign investments risks and may experience rapid and extreme changes in value. Emerging market countries tend to have less developed and less stable economic, political and legal systems and regulatory and accounting standards, may have policies that restrict investment by foreigners or that prevent foreign investors such as the fund from withdrawing their money at will, and are more likely to experience nationalization, expropriation and confiscatory taxation. In addition, emerging market securities may have low trading volumes and may be or become illiquid.

**Extension** – When interest rates rise, repayments of fixed income securities, including asset- and mortgage-backed securities, may occur more slowly than anticipated, causing their market prices to decline.

**Floating Rate Loans** – Floating rate loans are often made to borrowers whose financial condition is troubled or highly leveraged. These loans frequently are rated below investment grade and are therefore subject to "High-Yield Debt Securities" risk. There is no public market for floating rate loans and the loans may trade infrequently and be subject to wide bid/ask spreads. Many floating rate loans are subject to restrictions on resale. Floating rate loans may have trade settlement periods in excess of seven days, which may result in the fund not receiving proceeds from the sale of a loan for an extended period. As a result, the fund may be subject to greater "Liquidity" risk than a fund that does not invest in floating rate loans and the fund may be constrained in its ability to meet its obligations (including obligations to redeeming shareholders). The lack of an active trading market may also make it more difficult to value floating rate loans. Rising interest rates can lead to increased default rates as payment obligations increase.

**Focused Investing** – To the extent the fund invests in a limited number of countries, regions, sectors, industries or market segments, in a limited number of issuers, or in issuers in related businesses or that are subject to related operating risks, the fund will be more susceptible to negative events affecting those countries, regions, sectors, industries, segments or issuers, and the value of its shares may be more volatile than if it invested more widely.

regardless of the size of the initial investment. Even a small investment in derivatives can have a

**Foreign Investments** – Investing in securities of foreign issuers or issuers with significant exposure to foreign markets involves additional risks. Foreign markets can be less liquid, less regulated, less transparent and more volatile than U.S. markets. The value of the fund's foreign investments may decline, sometimes rapidly or unpredictably, because of factors affecting the particular issuer as well as foreign markets and issuers generally, such as unfavorable or unsuccessful government actions, reduction of government or central bank support, tariffs and trade disruptions, political or financial instability, social unrest or other adverse economic or political developments. Foreign investments may be more difficult to value than investments in U.S. issuers.

**Growth Stocks** – Returns on growth stocks may not move in tandem with returns on other categories of stocks or the market as a whole. Growth stocks typically are particularly sensitive to market movements and may involve larger price swings because their market prices tend to reflect future expectations. When it appears those expectations may not be met, the prices of growth securities typically fall. Growth stocks as a group may be out of favor and underperform the overall equity market for a long period of time, for example, while the market favors "value" stocks.

**High-Yield Debt Securities** – High-yield debt securities, commonly referred to as "junk" bonds, are securities that are rated below "investment grade" or are of comparable quality. Changes in interest rates, the market's perception of the issuers, the creditworthiness of the issuers and negative perceptions of the junk bond market generally may significantly affect the value of these bonds. Junk bonds are considered speculative, tend to be volatile, typically have a higher risk of default, tend to be less liquid and more difficult to value than higher grade securities, and may result in losses for the fund.

**Interest Rate** – Interest rates in the U.S. and certain foreign markets have been low relative to historic levels. The fund faces a risk that interest rates may rise. The value of fixed income securities generally goes down when interest rates rise. A rise in rates tends to have a greater impact on the prices of longer term or duration securities. Changes in interest rates also may affect the liquidity of the fund's investments. A general rise in interest rates may cause investors to sell fixed income securities on a large scale, which could adversely affect the price and liquidity of fixed income securities generally and could also result in increased redemptions from the fund. Increased redemptions could cause the fund to sell securities at inopportune times or depressed prices and result in further losses.

**Leveraging** – To the extent that the fund borrows or uses derivatives or other investments, such as ETFs, that have embedded leverage, your investment may be subject to heightened volatility, risk of loss and costs. Other risks also will be compounded because leverage generally magnifies the effect of a change in the value of an asset and creates a risk of loss of value on a larger pool of assets than the fund would otherwise have. Use of leverage may result in the loss of a substantial amount, and possibly all, of the fund's assets. The fund also may have to sell assets at inopportune times to satisfy its obligations or meet segregation, coverage or margin requirements.

**Liquidity** – The fund may make investments that are illiquid or that become illiquid after purchase. Illiquid investments can be difficult to value, may trade at a discount from comparable, more

liquid investments, and may be subject to wide fluctuations in value. If the fund is forced to sell an illiquid investment to meet redemption requests or other cash needs, the fund may be forced to sell at a substantial loss or may not be able to sell at all. Liquidity of particular investments, or even entire asset classes, including U.S. Treasury securities, can deteriorate rapidly, particularly during times of market turmoil, and those investments may be difficult or impossible for the fund to sell. This may prevent the fund from limiting losses.

**Loans** – Loans are subject to the credit risk of nonpayment of principal or interest. Economic downturns or increases in interest rates may cause an increase in defaults, interest rate risk and liquidity risk. Loans may or may not be collateralized at the time of acquisition, and any collateral may be relatively illiquid or lose all or substantially all of its value subsequent to investment. The fund's investments in loans are also subject to prepayment or call risk.

**Prepayment or Call** – Many issuers have a right to prepay their fixed income securities. If this happens, the fund will not benefit from the rise in the market price of the securities that normally accompanies a decline in interest rates and may be forced to reinvest the prepayment proceeds in securities with lower yields.

**REITs** – Investing in real estate investment trusts ("REITs") involves unique risks. When the fund invests in REITs, it is subject to risks generally associated with investing in real estate. A REIT's performance depends on the types and locations of the properties it owns, how well it manages those properties and cash flow. REITs may have limited financial resources, may trade less frequently and in limited volume, may engage in dilutive offerings, and may be subject to more abrupt or erratic price movements than the overall securities markets. In addition to its own expenses, the fund will indirectly bear its proportionate share of any management and other expenses paid by REITs in which it invests. U.S. REITs are subject to a number of highly technical tax-related rules and requirements; and a U.S. REIT's failure to qualify for the favorable U.S. federal income tax treatment generally available to U.S. REITs could result in corporate-level taxation, significantly reducing the return on an investment to the fund.

**Structure Conflicts** – Transamerica Asset Management, Inc. ("TAM"), the fund's investment manager, has established an investment program whereby a substantial portion of the fund's assets are invested in underlying Transamerica funds. TAM does not consider unaffiliated funds as underlying investment options for these assets, even if unaffiliated funds have better investment performance or lower total expenses.

**Underlying Exchange-Traded Funds** – To the extent the fund invests its assets in underlying ETFs, its ability to achieve its investment objective will depend in part on the performance of the underlying ETFs in which it invests. Investing in underlying ETFs subjects the fund to the risks of investing in the underlying securities or assets held by those ETFs. Each of the underlying ETFs in which the fund may invest has its own investment risks, and those risks can affect the value of the underlying ETFs' shares and therefore the value of the fund's investments. There can be no assurance that the investment objective of any underlying ETF will be achieved. In addition, the fund will bear a pro rata portion of the operating expenses of the underlying ETFs in which it invests.



**U.S. Government and Agency Obligations** – Government agency obligations have different levels of credit support and, therefore, different degrees of credit risk. Securities issued by agencies and instrumentalities of the U.S. government that are supported by the full faith and credit of the U.S. government generally present a lesser degree of credit risk than securities issued by agencies and instrumentalities sponsored by the U.S. government that are supported only by the issuer's right to borrow from the U.S. Treasury and securities issued by agencies and instrumentalities sponsored by the U.S. government that are supported only by the credit of the issuing agencies. A security backed by the "full faith and credit" of the U.S. government is guaranteed only as to its stated interest rate and face value at maturity, not its current market price.

**Valuation** – The sales price the fund could receive for any particular portfolio investment may differ from the fund's valuation of the investment, particularly for securities that trade in thin or volatile markets, that are priced based upon valuations provided by third-party pricing services that use matrix or evaluated pricing systems, or that are valued using a fair value methodology. These differences may increase significantly and affect fund investments more broadly during periods of market volatility. Investors who purchase or redeem fund shares on days when the fund is holding fair-valued securities may receive fewer or more shares or lower or higher redemption proceeds than they would have received if the fund had not fair-valued securities or had used a different valuation methodology.

**Value Investing** – The prices of securities the sub-adviser believes are undervalued may not appreciate as anticipated or may go down. The value approach to investing involves the risk that stocks may remain undervalued, undervaluation may become more severe, or perceived undervaluation may actually represent intrinsic value. Value stocks as a group may be out of favor and underperform the overall equity market for a long period of time, for example, while the market favors "growth" stocks.

**Performance:** The bar chart and the table below provide some indication of the risks of investing in the fund. The bar chart shows how the fund's performance has varied from year to year. The table shows how the fund's average annual total returns for different periods compare to the returns of a broad measure of market performance, as well as comparison to one or more secondary indices.

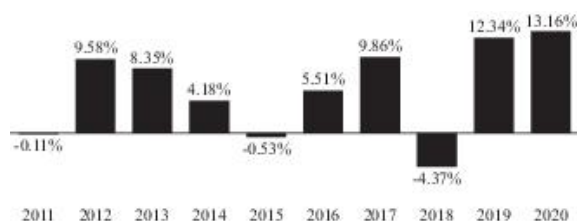
The bar chart does not reflect the impact of sales charges, which, if reflected, would lower the returns. The table includes deduction of applicable sales charges.

Absent any applicable fee waivers and/or expense limitations, performance would be lower.

As with all mutual funds, past performance (before and after taxes) is not a prediction of future results. Updated performance information is available on our website at [www.transamerica.com/individual/products/mutual-funds/performance/](http://www.transamerica.com/individual/products/mutual-funds/performance/) or by calling 1-888-233-4339.

Prior to August 28, 2020, the fund had a portfolio construction manager and used different investment strategies. The performance set forth prior to that date is attributable to the previous portfolio construction manager.

#### Annual Total Returns (calendar years ended December 31) - Class A



	Quarter Ended	Return
Best Quarter:	6/30/2020	11.61%
Worst Quarter:	3/31/2020	-8.92%

#### Average Annual Total Returns (periods ended December 31, 2020)

	1 Year	5 Years	10 Years	Inception Date
<b>Class A</b>				03/01/2002
Return before taxes	6.92%	5.90%	5.08%	
Return after taxes on distributions	5.60%	4.28%	3.50%	
Return after taxes on distributions and sale of fund shares	4.53%	4.14%	3.51%	
<b>Class C (Return before taxes only)</b>	11.33%	6.29%	4.93%	11/11/2002
<b>Class I (Return before taxes only)</b>	13.51%	7.33%	5.95%	11/30/2009
<b>Class R (Return before taxes only)</b>	12.85%	6.72%	5.33%	06/15/2006
Bloomberg Barclays US Aggregate Bond Index (reflects no deduction for fees, expenses or taxes)	7.51%	4.44%	3.84%	
Transamerica Asset Allocation – Conservative Portfolio Blended Benchmark <sup>1</sup> (reflects no deduction for fees, expenses or taxes)	11.25%	7.75%	6.78%	
Wilshire 5000 Total Market Index <sup>SM</sup> (reflects no deduction for fees, expenses or taxes)	22.18%	15.56%	13.69%	

<sup>1</sup> Effective August 28, 2020, the Transamerica Asset Allocation - Conservative Portfolio Blended Benchmark (consists of Bloomberg Barclays US Aggregate Bond Index, 65% and MSCI World Index, 35%) became the fund's secondary benchmark to make more meaningful comparisons of the fund's performance relative to the investment strategies it employs. Prior to August 28, 2020, the fund's secondary benchmark was the Wilshire 5000 Total Market Index<sup>SM</sup>.

The after-tax returns are calculated using the historic highest individual federal marginal income tax rates and do not reflect the impact of state and local taxes. Actual after-tax returns may depend on the investor's individual tax situation and may differ from those shown. After-tax returns may not be relevant if the investment is made through a tax-exempt or tax-deferred account, such as a 401(k) plan.

**After-tax returns are presented for only one class, and returns for other classes are presented before taxes only and will vary.**

#### Management:

*Investment Manager:* Transamerica Asset Management, Inc.

*Sub-Adviser:* Goldman Sachs Asset Management, L.P.

*Portfolio Managers:*

Christopher Lvoff, CFA	Portfolio Manager	since 2020
Neill Nuttall	Portfolio Manager	since 2020

**Purchase and Sale of Fund Shares:** You may purchase, exchange or redeem shares of the fund on any day the New York Stock Exchange is open for business, online or through our website at

www.transamerica.com, by mail to Transamerica Fund Services, Inc., P.O. Box 219945, Kansas City, MO 64121-9945, by telephone at 1-888-233-4339, by overnight mail to Transamerica Fund Services, Inc., 330 W. 9th Street, Kansas City, MO 64105 or through a financial intermediary. The minimum initial purchase for Class A and C shares is \$1,000; the minimum subsequent investment is \$50. The minimum initial purchase for payroll deduction and automatic investment plan is \$500; the minimum subsequent investment is \$50 per monthly fund account investment. The minimum investment for Class I shares is \$1,000,000.

Class R shares are intended for purchase by participants in certain retirement plans such as 401(k) plans, 457 plans, employer-sponsored 403(b) plans, profit sharing and money purchase plans, defined-benefit plans and non-qualified deferred compensation plans (eligible retirement plans), and under the following conditions: Class R shares are available only when a plan's recordkeeper or financial service firm serving as an intermediary has an agreement with Transamerica Funds, and in such eligible retirement plans where Class R shares are held on the books of the funds through omnibus or Network Level 3 accounts (either at the plan level or at the level of the financial service firm serving as an intermediary). There is no minimum investment for eligible retirement plans investing in Class R shares.

**Tax Information:** Fund distributions may be taxable as ordinary income, qualified dividend income, or capital gains, except when your investment is in an IRA, 401(k) or other tax-advantaged investment plan. In that case, you may be taxed when you take a distribution from such plan, depending on the type of plan, the circumstances of your distribution and other factors.

**Payments to Broker-Dealers and Other Financial Intermediaries:** If you purchase the fund through a broker-dealer or other financial intermediary, the fund and/or its affiliates may pay the intermediary for the sale of fund shares and related services. These payments may create a conflict of interest by influencing the broker-dealer or other intermediary and your salesperson to recommend the fund over another investment. Ask your salesperson or visit your financial intermediary's website for more information.

## Transamerica Asset Allocation-Growth Portfolio

**Investment Objective:** Seeks current income and preservation of capital.

**Fees and Expenses:** This table describes the fees and expenses that you may pay if you buy, hold and sell shares of the fund. **You may pay other fees, such as brokerage commissions and other fees to financial intermediaries, which are not reflected in the tables and examples below.**

You may qualify for sales charge discounts if you and your family invest, or agree to invest in the future, at least \$50,000 in Transamerica Funds. More information about these and other discounts is available from your financial professional, in the “Waivers and Reductions of Sales Charges” section of the fund’s prospectus, in the Appendix – “Waivers and Discounts Available from Intermediaries,” and in the fund’s statement of additional information (SAI) under the heading “Purchase of Shares.”

### Shareholder Fees (fees paid directly from your investment)

Class:	A	C	I	R
Maximum sales charge (load) imposed on purchases (as a percentage of offering price)	5.50%	None	None	None
Maximum deferred sales charge (load) (as a percentage of purchase price or redemption proceeds, whichever is lower)	None	<sup>1</sup> 1.00%	None	None

<sup>1</sup> Purchases of Class A shares in amounts of \$1 million or more that are not subject to an initial sales charge may be subject to a 1.00% contingent deferred sales charge if those shares are redeemed within 24 months of their purchase. A deferred sales charge on Class A and Class C shares may apply to certain redemptions of shares purchased by exchange from another Transamerica Fund.

### Annual Fund Operating Expenses (expenses that you pay each year as a percentage of the value of your investment)

Class:	A	C	I	R
Management fees <sup>1</sup>	0.10%	0.10%	0.10%	0.10%
Distribution and service (12b-1) fees	0.25%	1.00%	None	0.50%
Other expenses	0.16%	0.19%	0.14%	0.14%
Acquired fund fees and expenses <sup>2,3</sup>	0.84%	0.84%	0.84%	0.84%
Total annual fund operating expenses	1.35%	2.13%	1.08%	1.58%
Fee waiver and/or expense reimbursement <sup>4</sup>	0.00%	0.00%	0.09%	0.00%
Total annual fund operating expenses after fee waiver and/or expense reimbursement	1.35%	2.13%	0.99%	1.58%

- Management fees have been restated to reflect a reduction in management fees effective August 28, 2020.
- Acquired fund fees and expenses reflect the fund’s pro rata share of the fees and expenses incurred by investing in other investment companies. Acquired fund fees and expenses are not included in the calculation of the ratios of expenses to average net assets shown in the Financial Highlights section of the fund’s prospectus.
- Acquired fund fees and expenses have been restated to reflect estimated fees for the current fiscal year following the change in sub-adviser on August 28, 2020.
- Contractual arrangements have been made with the fund’s investment manager, Transamerica Asset Management, Inc. (“TAM”), through March 1, 2022 to waive fees and/or reimburse fund expenses to the extent that total annual fund operating expenses exceed 0.60% for Class A shares, 1.35% for Class

C shares, 0.35% for Class I shares and 0.95% for Class R shares, excluding, as applicable, acquired fund fees and expenses, interest, taxes, brokerage commissions, dividend and interest expenses on securities sold short, extraordinary expenses and other expenses not incurred in the ordinary course of the fund’s business. These arrangements cannot be terminated prior to March 1, 2022 without the Board of Trustees’ consent. TAM is permitted to recapture amounts waived and/or reimbursed to a class during any of the 36 months from the date on which TAM waived fees and/or reimbursed expenses for the class if the class’ total annual fund operating expenses have fallen to a level below the limits described above. In no case will TAM recapture any amount that would result, on any particular business day of the fund, in the class’ total annual operating expenses exceeding the applicable limits described above or any other lower limit then in effect. In addition, TAM has contractually agreed to reimburse 0.09% of the sub-transfer agency fees and certain per account transfer agency fees on Class I shares through March 1, 2022.

**Example:** This Example is intended to help you compare the cost of investing in the fund with the cost of investing in other mutual funds.

The Example assumes that you invest \$10,000 in the fund for the time periods indicated and then redeem all shares at the end of those periods (unless otherwise indicated). The Example also assumes that your investment has a 5% return each year and that the fund’s operating expenses remain the same. Only the 1 year dollar amount shown below reflects TAM’s agreement to waive fees and/or reimburse fund expenses. Although your actual costs may be higher or lower, based on these assumptions your costs would be:

### If the shares are redeemed at the end of each period:

	1 year	3 years	5 years	10 years
Class A	\$ 680	\$ 954	\$ 1,249	\$ 2,085
Class C	\$ 316	\$ 667	\$ 1,144	\$ 2,462
Class I	\$ 101	\$ 335	\$ 587	\$ 1,309
Class R	\$ 161	\$ 499	\$ 860	\$ 1,878

### If the shares are not redeemed:

	1 year	3 years	5 years	10 years
Class A	\$ 680	\$ 954	\$ 1,249	\$ 2,085
Class C	\$ 216	\$ 667	\$ 1,144	\$ 2,462
Class I	\$ 101	\$ 335	\$ 587	\$ 1,309
Class R	\$ 161	\$ 499	\$ 860	\$ 1,878

**Portfolio Turnover:** The fund pays transaction costs, such as commissions, when it buys and sells securities (or “turns over” its portfolio). A higher portfolio turnover rate may indicate higher transaction costs and may result in higher taxes when fund shares are held in a taxable account. These costs, which are not reflected in annual fund operating expenses or in the Example, affect the fund’s performance.

During the most recent fiscal year, the portfolio turnover rate for the fund was 26% of the average value of its portfolio.

### Principal Investment Strategies:

The fund is a fund of funds that seeks to achieve its investment objective by investing its assets primarily in a broad mix of Transamerica Funds (“underlying funds”). The fund’s sub-adviser, Goldman Sachs Asset Management, L.P. (the “sub-adviser”), follows

an investment process that involves longer-term portfolio positioning through strategic asset allocation and dynamic asset allocation to pursue shorter-term opportunities based on the sub-adviser's views of current market conditions.

- Under normal circumstances, the fund expects to invest primarily in underlying funds that invest in U.S. and foreign (including emerging market) equities, commodity-related securities, and alternative investments.
- The underlying funds may invest in a variety of U.S. and foreign equity and fixed-income (including high-yield) securities and alternative investments. The underlying funds may also invest in real estate investment trusts ("REITs") and derivatives.

The sub-adviser develops and implements a strategic asset allocation for the fund. The sub-adviser seeks to budget the fund's long term investment risk exposure across various risk factors to establish a diversified strategic asset allocation. An important component of the sub-adviser's process is allocating risk across asset classes and strategies to increase diversification and, potentially, reduce volatility.

The sub-adviser may dynamically adjust the fund's asset allocation as part of its investment process in response to certain changes in the markets, the economic cycle and the macroeconomic environment. This dynamic asset allocation may change the fund's portfolio positioning based on the sub-adviser's short- to medium-term market views on dislocations and attractive investment opportunities. These views may impact the relative weights across asset classes, and the allocation to geographies, sectors and industries, as well as the fund's duration and sensitivity to inflation.

Allocation of assets among the underlying funds is based on factors such as diversification, general market views and outlooks, volatility in the equity markets, historical performance, current valuations, and other global economic factors.

The fund may invest directly in U.S. government securities and/or short-term commercial paper.

The fund's investment manager, among other things, oversees and monitors the sub-adviser and is solely responsible for selecting the underlying funds among which the sub-adviser may allocate the fund's assets. After the underlying funds have been selected, the sub-adviser determines which underlying funds it wishes to utilize to allocate the fund's assets. The sub-adviser is not required to utilize all of the underlying funds selected by the manager in seeking to fulfill the fund's target asset allocation.

The sub-adviser may invest up to 10% of the fund's net assets in index-based underlying exchange-traded funds ("underlying ETFs") that the sub-adviser selects as part of the sub-adviser's dynamic asset allocation to gain exposure to asset classes, regions, countries, strategies or sectors that are a part of the sub-adviser's asset allocation for the fund, but not otherwise accessible through available underlying funds.

The fund may, but is not required to, invest directly in futures contracts as part of the sub-adviser's dynamic asset allocation. The use of futures would generally be limited to exchange-traded developed market equity index and U.S. Treasury futures. The

fund may also have exposure to derivatives instruments, such as options, futures or forward contracts and swaps through its investments in the underlying funds and underlying ETFs.

It is not possible to predict the extent to which the fund will be invested in a particular underlying fund at any time. The fund may be a significant shareholder in certain underlying funds.

Each underlying fund and underlying ETF has its own investment objective, principal investment strategies and investment risks. The sub-adviser for each underlying fund and adviser or sub-adviser for each underlying ETF decides which securities to purchase and sell for that underlying fund or underlying ETF. The fund's ability to achieve its investment objective depends largely on the performance of the underlying funds and underlying ETFs.

The "Underlying Funds" section of the prospectus lists the underlying Transamerica Funds currently available for investment by the fund, provides a summary of their respective investment objectives and principal investment strategies, and identifies certain risks of those funds.

The manager may change the underlying Transamerica Funds, and the sub-adviser may change the fund's asset allocation, at any time without notice to shareholders and without shareholder approval.

**Principal Risks:** Risk is inherent in all investing. Many factors and risks affect the fund's performance, including those described below. The value of your investment in the fund, as well as the amount of return you receive on your investment, may fluctuate significantly day to day and over time. You may lose part or all of your investment in the fund or your investment may not perform as well as other similar investments. The fund, through its investments in underlying funds, is subject to the risks of the underlying funds. The following is a summary description of principal risks (in alphabetical order after certain key risks) of investing in the fund (either directly or through its investments in underlying funds). Each risk described below may not apply to each underlying fund and an underlying fund may be subject to additional or different risks than those described below. An investment in the fund is not a bank deposit and is not insured or guaranteed by the Federal Deposit Insurance Corporation or any other government agency. **You may lose money if you invest in this fund.**

**Market** – The market values of the fund's securities and other assets will fluctuate, sometimes sharply and unpredictably, due to changes in general market conditions, overall economic trends or events, governmental actions or interventions, actions taken by the U.S. Federal Reserve or foreign central banks, political developments, investor sentiment, public health emergencies such as a pandemic, and other factors that may or may not be related to the issuer of the security or other asset. The market prices of securities and other assets also may go down due to events or conditions that affect particular sectors, industries or issuers. Adverse market conditions may be prolonged and may not have the same impact on all types of securities or other assets.

Economies and financial markets throughout the world are increasingly interconnected. Economic, financial or political events, trading and tariff arrangements, public health events, terrorism, technology and data interruptions, natural disasters, and other circumstances in one or more countries or regions could be highly

disruptive to, and have profound impacts on, global economies or markets. As a result, whether or not the fund invests in securities of issuers located in or with significant exposure to the countries directly affected, the value and liquidity of the fund's investments may go down.

The COVID-19 pandemic has caused substantial market disruption around the world, including the U.S. There have been periods of extreme volatility, and periods where there have been no buyers for certain securities, including U.S. Treasury securities. Some sectors of the economy and individual issuers have experienced particularly large losses. The pandemic has reduced liquidity of particular investments and asset classes; resulted in significant disruptions to business operations, including business closures; strained healthcare systems; disrupted supply chains, consumer demand and employee availability; and restricted travel. These conditions may continue for an extended period of time, or worsen. The pandemic may result in a sustained domestic or global economic downturn or recession. Developing or emerging market countries may be more adversely impacted. The ultimate economic fallout from the pandemic, and the long-term impact on economies, markets, industries and individual issuers, are not known.

The U.S. government and the Federal Reserve, as well as certain foreign governments and central banks, have taken extraordinary actions to support local and global economies and the financial markets in response to the COVID-19 pandemic. These actions have resulted in significant expansion of public debt, including in the U.S. The long-term consequences of this level of public debt are not known. In addition, certain interest rates have been reduced to very low levels. This and other government intervention into the economy and financial markets to address the pandemic may not work as intended, particularly if the efforts are perceived by investors as being unlikely to achieve the desired results.

The COVID-19 pandemic could continue to adversely affect the value and liquidity of the fund's investments, impair the fund's ability to satisfy redemption requests, and negatively impact the fund's performance.

**Allocation** – The fund's investment performance, in large part, depends on the fund's asset class allocation and reallocation from time to time. The sub-adviser's decisions whether and when to tactically overweight or underweight asset classes, create and apply formulas for de-risking or ending de-risking and select a mix of underlying funds may not produce the desired results.

**Underlying Funds** – Because the fund invests its assets in various underlying funds, its ability to achieve its investment objective depends largely on the performance of the underlying funds in which it invests. Investing in underlying funds subjects the fund to the risks of investing in the underlying securities or assets held by those underlying funds. Each of the underlying funds in which the fund may invest has its own investment risks, and those risks can affect the value of the underlying funds' shares and therefore the value of the fund's investments. There can be no assurance that the investment objective of any underlying fund will be achieved. In addition, the fund will bear a pro rata portion of the operating expenses of the underlying funds in which it invests. The "List and Description of Certain Underlying Funds" section of the fund's prospectus identifies certain risks of each underlying fund.

**Equity Securities** – Equity securities generally have greater risk of loss than debt securities. Stock markets are volatile and the value of equity securities may go up or down sometimes rapidly and unpredictably. The value of equity securities fluctuates based on real or perceived changes in a company's financial condition, factors affecting a particular industry or industries, and overall market, economic and political conditions. If the market prices of the equity securities owned by the fund fall, the value of your investment in the fund will decline. The fund may lose its entire investment in the equity securities of an issuer.

**Management** – The value of your investment may go down if the investment manager's or sub-adviser's judgments and decisions are incorrect or otherwise do not produce the desired results, or if the fund's investment strategy does not work as intended. You may also suffer losses if there are imperfections, errors or limitations in the quantitative, analytic or other tools, resources, information and data used, investment techniques applied, or the analyses employed or relied on, by the investment manager or sub-adviser, if such tools, resources, information or data are used incorrectly or otherwise do not work as intended, or if the investment manager's or sub-adviser's investment style is out of favor or otherwise fails to produce the desired results. Any of these things could cause the fund to lose value or its results to lag relevant benchmarks or other funds with similar objectives.

**Active Trading** – The fund may purchase and sell securities without regard to the length of time held. Active trading may be more pronounced during periods of market volatility, may have a negative impact on performance by increasing transaction costs and may generate greater amounts of short-term capital gains.

**Asset Class Variation** – The underlying funds invest principally in the securities constituting their asset class (i.e., equity or fixed income) or underlying index components. However, an underlying fund may vary the percentage of its assets in these securities (subject to any applicable regulatory requirements). Depending upon the percentage of securities in a particular asset class held by the underlying funds at any given time, and the percentage of the fund's assets invested in various underlying funds, the fund's actual exposure to the securities in a particular asset class may vary substantially from its target allocation for that asset class.

**Commodities and Commodity-Related Securities** – Commodities and commodity-related businesses or industries are subject to changes and volatility in commodity prices generally, regulatory, economic and political developments, weather events and natural disasters, tariffs and trade disruptions, and market disruptions. Commodities and commodity-linked investments may be less liquid than other investments. Commodity-linked investments also are subject to the credit risk associated with the issuer, and their value may decline substantially if the issuer's creditworthiness deteriorates.

**Counterparty** – The fund could lose money if the counterparties to derivatives, repurchase agreements and other financial contracts entered into for the fund do not fulfill their contractual obligations. In addition, the fund may incur costs and may be hindered or delayed in enforcing its rights against a counterparty.

**Credit** – If an issuer or other obligor (such as a party providing insurance or other credit enhancement) of a security held by the fund or a counterparty to a financial contract with the fund is

unable or unwilling to meet its financial obligations, or is downgraded or perceived to be less creditworthy (whether by market participants or otherwise), or if the value of any underlying assets declines, the value of your investment will typically decline. A decline may be significant, particularly in certain market environments. In addition, the fund may incur costs and may be hindered or delayed in enforcing its rights against an issuer, obligor or counterparty.

**Currency** – The value of a fund's investments in securities denominated in foreign currencies increases or decreases as the rates of exchange between those currencies and the U.S. dollar change. U.S. dollar-denominated securities of foreign issuers may also be affected by currency risk. Currency exchange rates can be volatile and may fluctuate significantly over short periods of time. Currency conversion costs and currency fluctuations could reduce or eliminate investment gains or add to investment losses. A fund may be unable or may choose not to hedge its foreign currency exposure.

**Derivatives** – Risks of derivatives include leverage risk, liquidity risk, valuation risk, market risk, counterparty risk, credit risk, operational risk and legal risk. Use of derivatives can increase fund losses, reduce opportunities for gains, increase fund volatility, and not produce the result intended. Certain derivatives have the potential for unlimited loss, regardless of the size of the initial investment. Even a small investment in derivatives can have a disproportionate impact on the fund. Derivatives may be difficult to sell, unwind or value, and the counterparty (including, if applicable, the fund's clearing broker, the derivatives exchange or the clearinghouse) may default on its obligations to the fund. In certain cases, the fund may incur costs and may be hindered or delayed in enforcing its rights against or closing out derivatives instruments with a counterparty, which may result in additional losses. Derivatives are also generally subject to the risks applicable to the assets, rates, indices or other indicators underlying the derivative, including market risk, credit risk, liquidity risk, management and valuation risk. Also, suitable derivative transactions may not be available in all circumstances or at reasonable prices. The value of a derivative may fluctuate more or less than, or otherwise not correlate well with, the underlying assets, rates, indices or other indicators to which it relates. The fund may be required to segregate or earmark liquid assets or otherwise cover its obligations under derivatives transactions and may have to liquidate positions before it is desirable in order to meet these segregation and coverage requirements.

**Emerging Markets** – Investments in securities of issuers located or doing business in emerging markets are subject to heightened foreign investments risks and may experience rapid and extreme changes in value. Emerging market countries tend to have less developed and less stable economic, political and legal systems and regulatory and accounting standards, may have policies that restrict investment by foreigners or that prevent foreign investors such as the fund from withdrawing their money at will, and are more likely to experience nationalization, expropriation and confiscatory taxation. In addition, emerging market securities may have low trading volumes and may be or become illiquid.

**Extension** – When interest rates rise, repayments of fixed income securities, including asset- and mortgage-backed securities, may occur more slowly than anticipated, causing their market prices to decline.

**Fixed-Income Securities** – Fixed-income securities are subject to risks including credit risk, interest rate risk, counterparty risk, prepayment risk, extension risk, valuation risk, and liquidity risk. The value of fixed-income securities may go up or down, sometimes rapidly and unpredictably, due to general market conditions, such as real or perceived adverse economic or political conditions, tariffs and trade disruptions, inflation, changes in interest rates, lack of liquidity in the bond markets or adverse investor sentiment. In addition, the value of a fixed-income security may decline if the issuer or other obligor of the security fails to pay principal and/or interest, otherwise defaults or has its credit rating downgraded or is perceived to be less creditworthy, or the credit quality or value of any underlying assets declines. If the value of fixed-income securities owned by the fund falls, the value of your investment will go down. The fund may lose its entire investment in the fixed-income securities of an issuer.

**Focused Investing** – To the extent the fund invests in a limited number of countries, regions, sectors, industries or market segments, in a limited number of issuers, or in issuers in related businesses or that are subject to related operating risks, the fund will be more susceptible to negative events affecting those countries, regions, sectors, industries, segments or issuers, and the value of its shares may be more volatile than if it invested more widely.

**Foreign Investments** – Investing in securities of foreign issuers or issuers with significant exposure to foreign markets involves additional risks. Foreign markets can be less liquid, less regulated, less transparent and more volatile than U.S. markets. The value of the fund's foreign investments may decline, sometimes rapidly or unpredictably, because of factors affecting the particular issuer as well as foreign markets and issuers generally, such as unfavorable or unsuccessful government actions, reduction of government or central bank support, tariffs and trade disruptions, political or financial instability, social unrest or other adverse economic or political developments. Foreign investments may be more difficult to value than investments in U.S. issuers.

**Growth Stocks** – Returns on growth stocks may not move in tandem with returns on other categories of stocks or the market as a whole. Growth stocks typically are particularly sensitive to market movements and may involve larger price swings because their market prices tend to reflect future expectations. When it appears those expectations may not be met, the prices of growth securities typically fall. Growth stocks as a group may be out of favor and underperform the overall equity market for a long period of time, for example, while the market favors "value" stocks.

**High-Yield Debt Securities** – High-yield debt securities, commonly referred to as "junk" bonds, are securities that are rated below "investment grade" or are of comparable quality. Changes in interest rates, the market's perception of the issuers, the creditworthiness of the issuers and negative perceptions of the junk bond market generally may significantly affect the value of these bonds. Junk bonds are considered speculative, tend to be volatile, typically have a higher risk of default, tend to be less liquid and more difficult to value than higher grade securities, and may result in losses for the fund.

**Interest Rate** – Interest rates in the U.S. and certain foreign markets have been low relative to historic levels. The fund faces a risk that interest rates may rise. The value of fixed income securities generally goes down when interest rates rise. A rise in rates



tends to have a greater impact on the prices of longer term or duration securities. Changes in interest rates also may affect the liquidity of the fund's investments. A general rise in interest rates may cause investors to sell fixed income securities on a large scale, which could adversely affect the price and liquidity of fixed income securities generally and could also result in increased redemptions from the fund. Increased redemptions could cause the fund to sell securities at inopportune times or depressed prices and result in further losses.

**Leveraging** – To the extent that the fund borrows or uses derivatives or other investments, such as ETFs, that have embedded leverage, your investment may be subject to heightened volatility, risk of loss and costs. Other risks also will be compounded because leverage generally magnifies the effect of a change in the value of an asset and creates a risk of loss of value on a larger pool of assets than the fund would otherwise have. Use of leverage may result in the loss of a substantial amount, and possibly all, of the fund's assets. The fund also may have to sell assets at inopportune times to satisfy its obligations or meet segregation, coverage or margin requirements.

**Liquidity** – The fund may make investments that are illiquid or that become illiquid after purchase. Illiquid investments can be difficult to value, may trade at a discount from comparable, more liquid investments, and may be subject to wide fluctuations in value. If the fund is forced to sell an illiquid investment to meet redemption requests or other cash needs, the fund may be forced to sell at a substantial loss or may not be able to sell at all. Liquidity of particular investments, or even entire asset classes, including U.S. Treasury securities, can deteriorate rapidly, particularly during times of market turmoil, and those investments may be difficult or impossible for the fund to sell. This may prevent the fund from limiting losses.

**Prepayment or Call** – Many issuers have a right to prepay their fixed income securities. If this happens, the fund will not benefit from the rise in the market price of the securities that normally accompanies a decline in interest rates and may be forced to reinvest the prepayment proceeds in securities with lower yields.

**REITs** – Investing in real estate investment trusts ("REITs") involves unique risks. When the fund invests in REITs, it is subject to risks generally associated with investing in real estate. A REIT's performance depends on the types and locations of the properties it owns, how well it manages those properties and cash flow. REITs may have limited financial resources, may trade less frequently and in limited volume, may engage in dilutive offerings, and may be subject to more abrupt or erratic price movements than the overall securities markets. In addition to its own expenses, the fund will indirectly bear its proportionate share of any management and other expenses paid by REITs in which it invests. U.S. REITs are subject to a number of highly technical tax-related rules and requirements; and a U.S. REIT's failure to qualify for the favorable U.S. federal income tax treatment generally available to U.S. REITs could result in corporate-level taxation, significantly reducing the return on an investment to the fund.

**Structure Conflicts** – Transamerica Asset Management, Inc. ("TAM"), the fund's investment manager, has established an investment program whereby a substantial portion of the fund's assets are invested in underlying Transamerica funds. TAM does not

consider unaffiliated funds as underlying investment options for these assets, even if unaffiliated funds have better investment performance or lower total expenses.

**Underlying Exchange-Traded Funds** – To the extent the fund invests its assets in underlying ETFs, its ability to achieve its investment objective will depend in part on the performance of the underlying ETFs in which it invests. Investing in underlying ETFs subjects the fund to the risks of investing in the underlying securities or assets held by those ETFs. Each of the underlying ETFs in which the fund may invest has its own investment risks, and those risks can affect the value of the underlying ETFs' shares and therefore the value of the fund's investments. There can be no assurance that the investment objective of any underlying ETF will be achieved. In addition, the fund will bear a pro rata portion of the operating expenses of the underlying ETFs in which it invests.

**U.S. Government and Agency Obligations** – Government agency obligations have different levels of credit support and, therefore, different degrees of credit risk. Securities issued by agencies and instrumentalities of the U.S. government that are supported by the full faith and credit of the U.S. government generally present a lesser degree of credit risk than securities issued by agencies and instrumentalities sponsored by the U.S. government that are supported only by the issuer's right to borrow from the U.S. Treasury and securities issued by agencies and instrumentalities sponsored by the U.S. government that are supported only by the credit of the issuing agencies. A security backed by the "full faith and credit" of the U.S. government is guaranteed only as to its stated interest rate and face value at maturity, not its current market price.

**Valuation** – The sales price the fund could receive for any particular portfolio investment may differ from the fund's valuation of the investment, particularly for securities that trade in thin or volatile markets, that are priced based upon valuations provided by third-party pricing services that use matrix or evaluated pricing systems, or that are valued using a fair value methodology. These differences may increase significantly and affect fund investments more broadly during periods of market volatility. Investors who purchase or redeem fund shares on days when the fund is holding fair-valued securities may receive fewer or more shares or lower or higher redemption proceeds than they would have received if the fund had not fair-valued securities or had used a different valuation methodology.

**Value Investing** – The prices of securities the sub-adviser believes are undervalued may not appreciate as anticipated or may go down. The value approach to investing involves the risk that stocks may remain undervalued, undervaluation may become more severe, or perceived undervaluation may actually represent intrinsic value. Value stocks as a group may be out of favor and underperform the overall equity market for a long period of time, for example, while the market favors "growth" stocks.

**Performance:** The bar chart and the table below provide some indication of the risks of investing in the fund. The bar chart shows how the fund's performance has varied from year to year. The table shows how the fund's average annual total returns for different periods compare to the returns of a broad measure of market performance.

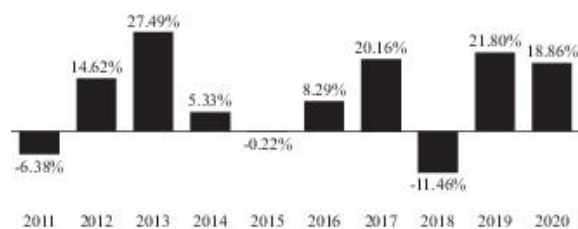
The bar chart does not reflect the impact of sales charges, which, if reflected, would lower the returns. The table includes deduction of applicable sales charges.

Absent any applicable fee waivers and/or expense limitations, performance would be lower.

As with all mutual funds, past performance (before and after taxes) is not a prediction of future results. Updated performance information is available on our website at [www.transamerica.com/individual/products/mutual-funds/performance/](http://www.transamerica.com/individual/products/mutual-funds/performance/) or by calling 1-888-233-4339.

Prior to August 28, 2020, the fund had a portfolio construction manager and used different investment strategies. The performance set forth prior to that date is attributable to the previous portfolio construction manager.

#### Annual Total Returns (calendar years ended December 31) - Class A



	Quarter Ended	Return
Best Quarter:	6/30/2020	24.48%
Worst Quarter:	3/31/2020	-24.07%

#### Average Annual Total Returns (periods ended December 31, 2020)

	1 Year	5 Years	10 Years	Inception Date
Class A				03/01/2002
Return before taxes	12.34%	9.52%	8.52%	
Return after taxes on distributions	11.32%	7.16%	6.84%	
Return after taxes on distributions and sale of fund shares	8.11%	7.11%	6.59%	
Class C (Return before taxes only)	16.89%	9.93%	8.36%	11/11/2002
Class I (Return before taxes only)	19.08%	11.06%	9.47%	11/30/2009
Class R (Return before taxes only)	18.55%	10.47%	8.86%	06/15/2006
MSCI World Index <sup>1</sup> (reflects no deduction for fees, expenses or taxes)	15.90%	12.19%	9.87%	
Wilshire 5000 Total Market Index <sup>SM</sup> (reflects no deduction for fees, expenses or taxes)	22.18%	15.56%	13.69%	

<sup>1</sup> Effective August 28, 2020, the MSCI World Index became the fund's primary benchmark to make more meaningful comparisons of the fund's performance relative to the investment strategies it employs. Prior to August 28, 2020, the fund's primary benchmark was the Wilshire 5000 Total Market Index<sup>SM</sup>.

The after-tax returns are calculated using the historic highest individual federal marginal income tax rates and do not reflect the impact of state and local taxes. Actual after-tax returns may depend on the investor's individual tax situation and may differ from those shown. After-tax returns may not be relevant if the investment is made through a tax-exempt or tax-deferred account, such as a 401(k) plan.

**After-tax returns are presented for only one class, and returns for other classes are presented before taxes only and will vary.**

#### Management:

*Investment Manager:* Transamerica Asset Management, Inc.

*Sub-Adviser:* Goldman Sachs Asset Management, L.P.

*Portfolio Managers:*

Christopher Lvoff, CFA	Portfolio Manager	since 2020
Neill Nuttall	Portfolio Manager	since 2020

**Purchase and Sale of Fund Shares:** You may purchase, exchange or redeem shares of the fund on any day the New York Stock Exchange is open for business, online or through our website at [www.transamerica.com](http://www.transamerica.com), by mail to Transamerica Fund Services, Inc., P.O. Box 219945, Kansas City, MO 64121-9945, by telephone at 1-888-233-4339, by overnight mail to Transamerica Fund Services, Inc., 330 W. 9th Street, Kansas City, MO 64105 or through a financial intermediary. The minimum initial purchase for Class A and C shares is \$1,000; the minimum subsequent investment is \$50. The minimum initial purchase for payroll deduction and automatic investment plan is \$500; the minimum subsequent investment is \$50 per monthly fund account investment. The minimum investment for Class I shares is \$1,000,000.

Class R shares are intended for purchase by participants in certain retirement plans such as 401(k) plans, 457 plans, employer-sponsored 403(b) plans, profit sharing and money purchase plans, defined-benefit plans and non-qualified deferred compensation plans (eligible retirement plans), and under the following conditions: Class R shares are available only when a plan's recordkeeper or financial service firm serving as an intermediary has an agreement with Transamerica Funds, and in such eligible retirement plans where Class R shares are held on the books of the funds through omnibus or Network Level 3 accounts (either at the plan level or at the level of the financial service firm serving as an intermediary). There is no minimum investment for eligible retirement plans investing in Class R shares.

**Tax Information:** Fund distributions may be taxable as ordinary income, qualified dividend income, or capital gains, except when your investment is in an IRA, 401(k) or other tax-advantaged investment plan. In that case, you may be taxed when you take a distribution from such plan, depending on the type of plan, the circumstances of your distribution and other factors.

**Payments to Broker-Dealers and Other Financial Intermediaries:** If you purchase the fund through a broker-dealer or other financial intermediary, the fund and/or its affiliates may pay the intermediary for the sale of fund shares and related services. These payments may create a conflict of interest by influencing the broker-dealer or other intermediary and your salesperson to recommend the fund over another investment. Ask your salesperson or visit your financial intermediary's website for more information.

## Transamerica Asset Allocation-Moderate Growth Portfolio

**Investment Objective:** Seeks capital appreciation with current income as a secondary objective.

**Fees and Expenses:** This table describes the fees and expenses that you may pay if you buy, hold and sell shares of the fund. **You may pay other fees, such as brokerage commissions and other fees to financial intermediaries, which are not reflected in the tables and examples below.**

You may qualify for sales charge discounts if you and your family invest, or agree to invest in the future, at least \$50,000 in Transamerica Funds. More information about these and other discounts is available from your financial professional, in the “Waivers and Reductions of Sales Charges” section of the fund’s prospectus, in the Appendix – “Waivers and Discounts Available from Intermediaries,” and in the fund’s statement of additional information (SAI) under the heading “Purchase of Shares.”

### Shareholder Fees (fees paid directly from your investment)

Class:	A	C	I	R
Maximum sales charge (load) imposed on purchases (as a percentage of offering price)	5.50%	None	None	None
Maximum deferred sales charge (load) (as a percentage of purchase price or redemption proceeds, whichever is lower)	None	1.00%	None	None

<sup>1</sup> Purchases of Class A shares in amounts of \$1 million or more that are not subject to an initial sales charge may be subject to a 1.00% contingent deferred sales charge if those shares are redeemed within 24 months of their purchase. A deferred sales charge on Class A and Class C shares may apply to certain redemptions of shares purchased by exchange from another Transamerica Fund.

### Annual Fund Operating Expenses (expenses that you pay each year as a percentage of the value of your investment)

Class:	A	C	I	R
Management fees <sup>1</sup>	0.10%	0.10%	0.10%	0.10%
Distribution and service (12b-1) fees	0.25%	1.00%	None	0.50%
Other expenses	0.13%	0.15%	0.13%	0.15%
Acquired fund fees and expenses <sup>2,3</sup>	0.77%	0.77%	0.77%	0.77%
Total annual fund operating expenses	1.25%	2.02%	1.00%	1.52%
Fee waiver and/or expense reimbursement <sup>4</sup>	0.00%	0.00%	0.09%	0.00%
Total annual fund operating expenses after fee waiver and/or expense reimbursement	1.25%	2.02%	0.91%	1.52%

<sup>1</sup> Management fees have been restated to reflect a reduction in management fees effective August 28, 2020.

<sup>2</sup> Acquired fund fees and expenses reflect the fund’s pro rata share of the fees and expenses incurred by investing in other investment companies. Acquired fund fees and expenses are not included in the calculation of the ratios of expenses to average net assets shown in the Financial Highlights section of the fund’s prospectus.

<sup>3</sup> Acquired fund fees and expenses have been restated to reflect estimated fees for the current fiscal year following the change in sub-adviser on August 28, 2020.

<sup>4</sup> Contractual arrangements have been made with the fund’s investment manager, Transamerica Asset Management, Inc. (“TAM”), through March 1, 2022 to waive fees and/or reimburse fund expenses to the extent that total annual fund operating expenses exceed 0.60% for Class A shares, 1.35% for Class

C shares, 0.35% for Class I shares and 0.85% for Class R shares, excluding, as applicable, acquired fund fees and expenses, interest, taxes, brokerage commissions, dividend and interest expenses on securities sold short, extraordinary expenses and other expenses not incurred in the ordinary course of the fund’s business. These arrangements cannot be terminated prior to March 1, 2022 without the Board of Trustees’ consent. TAM is permitted to recapture amounts waived and/or reimbursed to a class during any of the 36 months from the date on which TAM waived fees and/or reimbursed expenses for the class if the class’ total annual fund operating expenses have fallen to a level below the limits described above. In no case will TAM recapture any amount that would result, on any particular business day of the fund, in the class’ total annual operating expenses exceeding the applicable limits described above or any other lower limit then in effect. In addition, TAM has contractually agreed to reimburse 0.09% of the sub-transfer agency fees and certain per account transfer agency fees on Class I shares through March 1, 2022.

**Example:** This Example is intended to help you compare the cost of investing in the fund with the cost of investing in other mutual funds.

The Example assumes that you invest \$10,000 in the fund for the time periods indicated and then redeem all shares at the end of those periods (unless otherwise indicated). The Example also assumes that your investment has a 5% return each year and that the fund’s operating expenses remain the same. Only the 1 year dollar amount shown below reflects TAM’s agreement to waive fees and/or reimburse fund expenses. Although your actual costs may be higher or lower, based on these assumptions your costs would be:

### If the shares are redeemed at the end of each period:

	1 year	3 years	5 years	10 years
Class A	\$ 670	\$ 925	\$ 1,199	\$ 1,978
Class C	\$ 305	\$ 634	\$ 1,088	\$ 2,348
Class I	\$ 93	\$ 309	\$ 544	\$ 1,216
Class R	\$ 155	\$ 480	\$ 829	\$ 1,813

### If the shares are not redeemed:

	1 year	3 years	5 years	10 years
Class A	\$ 670	\$ 925	\$ 1,199	\$ 1,978
Class C	\$ 205	\$ 634	\$ 1,088	\$ 2,348
Class I	\$ 93	\$ 309	\$ 544	\$ 1,216
Class R	\$ 155	\$ 480	\$ 829	\$ 1,813

**Portfolio Turnover:** The fund pays transaction costs, such as commissions, when it buys and sells securities (or “turns over” its portfolio). A higher portfolio turnover rate may indicate higher transaction costs and may result in higher taxes when fund shares are held in a taxable account. These costs, which are not reflected in annual fund operating expenses or in the Example, affect the fund’s performance.

During the most recent fiscal year, the portfolio turnover rate for the fund was 28% of the average value of its portfolio.

### Principal Investment Strategies:

The fund is a fund of funds that seeks to achieve its investment objective by investing its assets primarily in a broad mix of Transamerica Funds (“underlying funds”). The fund’s sub-adviser, Goldman Sachs Asset Management, L.P. (the “sub-adviser”), follows

an investment process that involves longer-term portfolio positioning through strategic asset allocation and dynamic asset allocation to pursue shorter-term opportunities based on the sub-adviser's views of current market conditions.

- Under normal circumstances, investments in underlying funds are expected to achieve a mix over time of approximately 70% of net assets in equities, which may include both stocks and commodity-related securities, and approximately 30% of net assets in fixed-income securities, which may include bonds, convertible securities, cash, cash equivalents, and other money market instruments. These percentages may vary.
- The underlying funds may invest in a variety of U.S. and foreign equity and fixed-income (including high-yield) securities and alternative investments. The underlying funds may also invest in real estate investment trusts ("REITs") and derivatives.

The sub-adviser develops and implements a strategic asset allocation for the fund. The sub-adviser seeks to budget the fund's long term investment risk exposure across various risk factors to establish a diversified strategic asset allocation. An important component of the sub-adviser's process is allocating risk across asset classes and strategies to increase diversification and, potentially, reduce volatility.

The sub-adviser may dynamically adjust the fund's asset allocation as part of its investment process in response to certain changes in the markets, the economic cycle and the macroeconomic environment. This dynamic asset allocation may change the fund's portfolio positioning based on the sub-adviser's short- to medium-term market views on dislocations and attractive investment opportunities. These views may impact the relative weights across asset classes, and the allocation to geographies, sectors and industries, as well as the fund's duration and sensitivity to inflation.

Allocation of assets among the underlying funds is based on factors such as diversification, general market views and outlooks, volatility in the equity markets, historical performance, current valuations, and other global economic factors.

The fund may invest directly in U.S. government securities and/or short-term commercial paper.

The fund's investment manager, among other things, oversees and monitors the sub-adviser and is solely responsible for selecting the underlying funds among which the sub-adviser may allocate the fund's assets. After the underlying funds have been selected, the sub-adviser determines which underlying funds it wishes to utilize to allocate the fund's assets. The sub-adviser is not required to utilize all of the underlying funds selected by the manager in seeking to fulfill the fund's target asset allocation.

The sub-adviser may invest up to 10% of the fund's net assets in index-based underlying exchange-traded funds ("underlying ETFs") that the sub-adviser selects as part of the sub-adviser's dynamic asset allocation to gain exposure to asset classes, regions, countries, strategies or sectors that are a part of the sub-adviser's asset allocation for the fund, but not otherwise accessible through available underlying funds.

The fund may, but is not required to, invest directly in futures contracts as part of the sub-adviser's dynamic asset allocation. The use of futures would generally be limited to exchange-traded developed market equity index and U.S. Treasury futures. The fund may also have exposure to derivatives instruments, such as options, futures or forward contracts and swaps through its investments in the underlying funds and underlying ETFs.

It is not possible to predict the extent to which the fund will be invested in a particular underlying fund at any time. The fund may be a significant shareholder in certain underlying funds.

Each underlying fund and underlying ETF has its own investment objective, principal investment strategies and investment risks. The sub-adviser for each underlying fund and adviser or sub-adviser for each underlying ETF decides which securities to purchase and sell for that underlying fund or underlying ETF. The fund's ability to achieve its investment objective depends largely on the performance of the underlying funds and underlying ETFs.

The "Underlying Funds" section of the prospectus lists the underlying Transamerica Funds currently available for investment by the fund, provides a summary of their respective investment objectives and principal investment strategies, and identifies certain risks of those funds.

The manager may change the underlying Transamerica Funds, and the sub-adviser may change the fund's asset allocation, at any time without notice to shareholders and without shareholder approval.

**Principal Risks:** Risk is inherent in all investing. Many factors and risks affect the fund's performance, including those described below. The value of your investment in the fund, as well as the amount of return you receive on your investment, may fluctuate significantly day to day and over time. You may lose part or all of your investment in the fund or your investment may not perform as well as other similar investments. The fund, through its investments in underlying funds, is subject to the risks of the underlying funds. The following is a summary description of principal risks (in alphabetical order after certain key risks) of investing in the fund (either directly or through its investments in underlying funds). Each risk described below may not apply to each underlying fund and an underlying fund may be subject to additional or different risks than those described below. An investment in the fund is not a bank deposit and is not insured or guaranteed by the Federal Deposit Insurance Corporation or any other government agency. **You may lose money if you invest in this fund.**

**Market** – The market values of the fund's securities and other assets will fluctuate, sometimes sharply and unpredictably, due to changes in general market conditions, overall economic trends or events, governmental actions or interventions, actions taken by the U.S. Federal Reserve or foreign central banks, political developments, investor sentiment, public health emergencies such as a pandemic, and other factors that may or may not be related to the issuer of the security or other asset. The market prices of securities and other assets also may go down due to events or conditions that affect particular sectors, industries or issuers. Adverse market conditions may be prolonged and may not have the same impact on all types of securities or other assets.

Economies and financial markets throughout the world are increasingly interconnected. Economic, financial or political events, trading and tariff arrangements, public health events, terrorism, technology and data interruptions, natural disasters, and other circumstances in one or more countries or regions could be highly disruptive to, and have profound impacts on, global economies or markets. As a result, whether or not the fund invests in securities of issuers located in or with significant exposure to the countries directly affected, the value and liquidity of the fund's investments may go down.

The COVID-19 pandemic has caused substantial market disruption around the world, including the U.S. There have been periods of extreme volatility, and periods where there have been no buyers for certain securities, including U.S. Treasury securities. Some sectors of the economy and individual issuers have experienced particularly large losses. The pandemic has reduced liquidity of particular investments and asset classes; resulted in significant disruptions to business operations, including business closures; strained healthcare systems; disrupted supply chains, consumer demand and employee availability; and restricted travel. These conditions may continue for an extended period of time, or worsen. The pandemic may result in a sustained domestic or global economic downturn or recession. Developing or emerging market countries may be more adversely impacted. The ultimate economic fallout from the pandemic, and the long-term impact on economies, markets, industries and individual issuers, are not known.

The U.S. government and the Federal Reserve, as well as certain foreign governments and central banks, have taken extraordinary actions to support local and global economies and the financial markets in response to the COVID-19 pandemic. These actions have resulted in significant expansion of public debt, including in the U.S. The long-term consequences of this level of public debt are not known. In addition, certain interest rates have been reduced to very low levels. This and other government intervention into the economy and financial markets to address the pandemic may not work as intended, particularly if the efforts are perceived by investors as being unlikely to achieve the desired results.

The COVID-19 pandemic could continue to adversely affect the value and liquidity of the fund's investments, impair the fund's ability to satisfy redemption requests, and negatively impact the fund's performance.

**Allocation** – The fund's investment performance, in large part, depends on the fund's asset class allocation and reallocation from time to time. The sub-adviser's decisions whether and when to tactically overweight or underweight asset classes, create and apply formulas for de-risking or ending de-risking and select a mix of underlying funds may not produce the desired results.

**Underlying Funds** – Because the fund invests its assets in various underlying funds, its ability to achieve its investment objective depends largely on the performance of the underlying funds in which it invests. Investing in underlying funds subjects the fund to the risks of investing in the underlying securities or assets held by those underlying funds. Each of the underlying funds in which the fund may invest has its own investment risks, and those risks can affect the value of the underlying funds' shares and therefore the value of the fund's investments. There can be no assurance that the investment objective of any underlying fund will

be achieved. In addition, the fund will bear a pro rata portion of the operating expenses of the underlying funds in which it invests. The "List and Description of Certain Underlying Funds" section of the fund's prospectus identifies certain risks of each underlying fund.

**Equity Securities** – Equity securities generally have greater risk of loss than debt securities. Stock markets are volatile and the value of equity securities may go up or down sometimes rapidly and unpredictably. The value of equity securities fluctuates based on real or perceived changes in a company's financial condition, factors affecting a particular industry or industries, and overall market, economic and political conditions. If the market prices of the equity securities owned by the fund fall, the value of your investment in the fund will decline. The fund may lose its entire investment in the equity securities of an issuer.

**Fixed-Income Securities** – Fixed-income securities are subject to risks including credit risk, interest rate risk, counterparty risk, prepayment risk, extension risk, valuation risk, and liquidity risk. The value of fixed-income securities may go up or down, sometimes rapidly and unpredictably, due to general market conditions, such as real or perceived adverse economic or political conditions, tariffs and trade disruptions, inflation, changes in interest rates, lack of liquidity in the bond markets or adverse investor sentiment. In addition, the value of a fixed-income security may decline if the issuer or other obligor of the security fails to pay principal and/or interest, otherwise defaults or has its credit rating downgraded or is perceived to be less creditworthy, or the credit quality or value of any underlying assets declines. If the value of fixed-income securities owned by the fund falls, the value of your investment will go down. The fund may lose its entire investment in the fixed-income securities of an issuer.

**Management** – The value of your investment may go down if the investment manager's or sub-adviser's judgments and decisions are incorrect or otherwise do not produce the desired results, or if the fund's investment strategy does not work as intended. You may also suffer losses if there are imperfections, errors or limitations in the quantitative, analytic or other tools, resources, information and data used, investment techniques applied, or the analyses employed or relied on, by the investment manager or sub-adviser, if such tools, resources, information or data are used incorrectly or otherwise do not work as intended, or if the investment manager's or sub-adviser's investment style is out of favor or otherwise fails to produce the desired results. Any of these things could cause the fund to lose value or its results to lag relevant benchmarks or other funds with similar objectives.

**Active Trading** – The fund may purchase and sell securities without regard to the length of time held. Active trading may be more pronounced during periods of market volatility, may have a negative impact on performance by increasing transaction costs and may generate greater amounts of short-term capital gains.

**Asset Class Variation** – The underlying funds invest principally in the securities constituting their asset class (i.e., equity or fixed income) or underlying index components. However, an underlying fund may vary the percentage of its assets in these securities (subject to any applicable regulatory requirements). Depending upon the percentage of securities in a particular asset class held by the underlying funds at any given time, and the percentage of

the fund's assets invested in various underlying funds, the fund's actual exposure to the securities in a particular asset class may vary substantially from its target allocation for that asset class.

**Commodities and Commodity-Related Securities** – Commodities and commodity-related businesses or industries are subject to changes and volatility in commodity prices generally, regulatory, economic and political developments, weather events and natural disasters, tariffs and trade disruptions, and market disruptions. Commodities and commodity-linked investments may be less liquid than other investments. Commodity-linked investments also are subject to the credit risk associated with the issuer, and their value may decline substantially if the issuer's creditworthiness deteriorates.

**Convertible Securities** – Convertible securities are subject to risks associated with both fixed income and equity securities. For example, if market interest rates rise, the value of a convertible security typically falls. In addition, a convertible security is subject to the risk that the issuer will not be able to pay interest or dividends when due, and the market value of the security may change based on the issuer's actual or perceived creditworthiness. Since the convertible security derives a portion of its value from the underlying common stock, the security is also subject to the same types of market and issuer-specific risks that apply to the underlying common stock. Convertible securities generally offer lower interest or dividend yields than non-convertible securities of similar quality.

**Counterparty** – The fund could lose money if the counterparties to derivatives, repurchase agreements and other financial contracts entered into for the fund do not fulfill their contractual obligations. In addition, the fund may incur costs and may be hindered or delayed in enforcing its rights against a counterparty.

**Credit** – If an issuer or other obligor (such as a party providing insurance or other credit enhancement) of a security held by the fund or a counterparty to a financial contract with the fund is unable or unwilling to meet its financial obligations, or is downgraded or perceived to be less creditworthy (whether by market participants or otherwise), or if the value of any underlying assets declines, the value of your investment will typically decline. A decline may be significant, particularly in certain market environments. In addition, the fund may incur costs and may be hindered or delayed in enforcing its rights against an issuer, obligor or counterparty.

**Currency** – The value of a fund's investments in securities denominated in foreign currencies increases or decreases as the rates of exchange between those currencies and the U.S. dollar change. U.S. dollar-denominated securities of foreign issuers may also be affected by currency risk. Currency exchange rates can be volatile and may fluctuate significantly over short periods of time. Currency conversion costs and currency fluctuations could reduce or eliminate investment gains or add to investment losses. A fund may be unable or may choose not to hedge its foreign currency exposure.

**Derivatives** – Risks of derivatives include leverage risk, liquidity risk, valuation risk, market risk, counterparty risk, credit risk, operational risk and legal risk. Use of derivatives can increase fund losses, reduce opportunities for gains, increase fund volatility, and not produce the result intended. Certain derivatives have the potential for unlimited loss,

disproportionate impact on the fund. Derivatives may be difficult to sell, unwind or value, and the counterparty (including, if applicable, the fund's clearing broker, the derivatives exchange or the clearinghouse) may default on its obligations to the fund. In certain cases, the fund may incur costs and may be hindered or delayed in enforcing its rights against or closing out derivatives instruments with a counterparty, which may result in additional losses. Derivatives are also generally subject to the risks applicable to the assets, rates, indices or other indicators underlying the derivative, including market risk, credit risk, liquidity risk, management and valuation risk. Also, suitable derivative transactions may not be available in all circumstances or at reasonable prices. The value of a derivative may fluctuate more or less than, or otherwise not correlate well with, the underlying assets, rates, indices or other indicators to which it relates. The fund may be required to segregate or earmark liquid assets or otherwise cover its obligations under derivatives transactions and may have to liquidate positions before it is desirable in order to meet these segregation and coverage requirements.

**Emerging Markets** – Investments in securities of issuers located or doing business in emerging markets are subject to heightened foreign investments risks and may experience rapid and extreme changes in value. Emerging market countries tend to have less developed and less stable economic, political and legal systems and regulatory and accounting standards, may have policies that restrict investment by foreigners or that prevent foreign investors such as the fund from withdrawing their money at will, and are more likely to experience nationalization, expropriation and confiscatory taxation. In addition, emerging market securities may have low trading volumes and may be or become illiquid.

**Extension** – When interest rates rise, repayments of fixed income securities, including asset- and mortgage-backed securities, may occur more slowly than anticipated, causing their market prices to decline.

**Floating Rate Loans** – Floating rate loans are often made to borrowers whose financial condition is troubled or highly leveraged. These loans frequently are rated below investment grade and are therefore subject to "High-Yield Debt Securities" risk. There is no public market for floating rate loans and the loans may trade infrequently and be subject to wide bid/ask spreads. Many floating rate loans are subject to restrictions on resale. Floating rate loans may have trade settlement periods in excess of seven days, which may result in the fund not receiving proceeds from the sale of a loan for an extended period. As a result, the fund may be subject to greater "Liquidity" risk than a fund that does not invest in floating rate loans and the fund may be constrained in its ability to meet its obligations (including obligations to redeeming shareholders). The lack of an active trading market may also make it more difficult to value floating rate loans. Rising interest rates can lead to increased default rates as payment obligations increase.

**Focused Investing** – To the extent the fund invests in a limited number of countries, regions, sectors, industries or market segments, in a limited number of issuers, or in issuers in related businesses or that are subject to related operating risks, the fund will be more susceptible to negative events affecting those countries, regions, sectors, industries, segments or issuers, and the value of its shares may be more volatile than if it invested more widely.

regardless of the size of the initial investment. Even a small investment in derivatives can have a

**Foreign Investments** – Investing in securities of foreign issuers or issuers with significant exposure to foreign markets involves additional risks. Foreign markets can be less liquid, less regulated, less transparent and more volatile than U.S. markets. The value of the fund's foreign investments may decline, sometimes rapidly or unpredictably, because of factors affecting the particular issuer as well as foreign markets and issuers generally, such as unfavorable or unsuccessful government actions, reduction of government or central bank support, tariffs and trade disruptions, political or financial instability, social unrest or other adverse economic or political developments. Foreign investments may be more difficult to value than investments in U.S. issuers.

**Growth Stocks** – Returns on growth stocks may not move in tandem with returns on other categories of stocks or the market as a whole. Growth stocks typically are particularly sensitive to market movements and may involve larger price swings because their market prices tend to reflect future expectations. When it appears those expectations may not be met, the prices of growth securities typically fall. Growth stocks as a group may be out of favor and underperform the overall equity market for a long period of time, for example, while the market favors "value" stocks.

**High-Yield Debt Securities** – High-yield debt securities, commonly referred to as "junk" bonds, are securities that are rated below "investment grade" or are of comparable quality. Changes in interest rates, the market's perception of the issuers, the creditworthiness of the issuers and negative perceptions of the junk bond market generally may significantly affect the value of these bonds. Junk bonds are considered speculative, tend to be volatile, typically have a higher risk of default, tend to be less liquid and more difficult to value than higher grade securities, and may result in losses for the fund.

**Interest Rate** – Interest rates in the U.S. and certain foreign markets have been low relative to historic levels. The fund faces a risk that interest rates may rise. The value of fixed income securities generally goes down when interest rates rise. A rise in rates tends to have a greater impact on the prices of longer term or duration securities. Changes in interest rates also may affect the liquidity of the fund's investments. A general rise in interest rates may cause investors to sell fixed income securities on a large scale, which could adversely affect the price and liquidity of fixed income securities generally and could also result in increased redemptions from the fund. Increased redemptions could cause the fund to sell securities at inopportune times or depressed prices and result in further losses.

**Leveraging** – To the extent that the fund borrows or uses derivatives or other investments, such as ETFs, that have embedded leverage, your investment may be subject to heightened volatility, risk of loss and costs. Other risks also will be compounded because leverage generally magnifies the effect of a change in the value of an asset and creates a risk of loss of value on a larger pool of assets than the fund would otherwise have. Use of leverage may result in the loss of a substantial amount, and possibly all, of the fund's assets. The fund also may have to sell assets at inopportune times to satisfy its obligations or meet segregation, coverage or margin requirements.

**Liquidity** – The fund may make investments that are illiquid or that become illiquid after purchase. Illiquid investments can be difficult to value, may trade at a discount from comparable, more

liquid investments, and may be subject to wide fluctuations in value. If the fund is forced to sell an illiquid investment to meet redemption requests or other cash needs, the fund may be forced to sell at a substantial loss or may not be able to sell at all. Liquidity of particular investments, or even entire asset classes, including U.S. Treasury securities, can deteriorate rapidly, particularly during times of market turmoil, and those investments may be difficult or impossible for the fund to sell. This may prevent the fund from limiting losses.

**Loans** – Loans are subject to the credit risk of nonpayment of principal or interest. Economic downturns or increases in interest rates may cause an increase in defaults, interest rate risk and liquidity risk. Loans may or may not be collateralized at the time of acquisition, and any collateral may be relatively illiquid or lose all or substantially all of its value subsequent to investment. The fund's investments in loans are also subject to prepayment or call risk.

**Prepayment or Call** – Many issuers have a right to prepay their fixed income securities. If this happens, the fund will not benefit from the rise in the market price of the securities that normally accompanies a decline in interest rates and may be forced to reinvest the prepayment proceeds in securities with lower yields.

**REITs** – Investing in real estate investment trusts ("REITs") involves unique risks. When the fund invests in REITs, it is subject to risks generally associated with investing in real estate. A REIT's performance depends on the types and locations of the properties it owns, how well it manages those properties and cash flow. REITs may have limited financial resources, may trade less frequently and in limited volume, may engage in dilutive offerings, and may be subject to more abrupt or erratic price movements than the overall securities markets. In addition to its own expenses, the fund will indirectly bear its proportionate share of any management and other expenses paid by REITs in which it invests. U.S. REITs are subject to a number of highly technical tax-related rules and requirements; and a U.S. REIT's failure to qualify for the favorable U.S. federal income tax treatment generally available to U.S. REITs could result in corporate-level taxation, significantly reducing the return on an investment to the fund.

**Structure Conflicts** – Transamerica Asset Management, Inc. ("TAM"), the fund's investment manager, has established an investment program whereby a substantial portion of the fund's assets are invested in underlying Transamerica funds. TAM does not consider unaffiliated funds as underlying investment options for these assets, even if unaffiliated funds have better investment performance or lower total expenses.

**Underlying Exchange-Traded Funds** – To the extent the fund invests its assets in underlying ETFs, its ability to achieve its investment objective will depend in part on the performance of the underlying ETFs in which it invests. Investing in underlying ETFs subjects the fund to the risks of investing in the underlying securities or assets held by those ETFs. Each of the underlying ETFs in which the fund may invest has its own investment risks, and those risks can affect the value of the underlying ETFs' shares and therefore the value of the fund's investments. There can be no assurance that the investment objective of any underlying ETF will be achieved. In addition, the fund will bear a pro rata portion of the operating expenses of the underlying ETFs in which it invests.



**U.S. Government and Agency Obligations** – Government agency obligations have different levels of credit support and, therefore, different degrees of credit risk. Securities issued by agencies and instrumentalities of the U.S. government that are supported by the full faith and credit of the U.S. government generally present a lesser degree of credit risk than securities issued by agencies and instrumentalities sponsored by the U.S. government that are supported only by the issuer's right to borrow from the U.S. Treasury and securities issued by agencies and instrumentalities sponsored by the U.S. government that are supported only by the credit of the issuing agencies. A security backed by the "full faith and credit" of the U.S. government is guaranteed only as to its stated interest rate and face value at maturity, not its current market price.

**Valuation** – The sales price the fund could receive for any particular portfolio investment may differ from the fund's valuation of the investment, particularly for securities that trade in thin or volatile markets, that are priced based upon valuations provided by third-party pricing services that use matrix or evaluated pricing systems, or that are valued using a fair value methodology. These differences may increase significantly and affect fund investments more broadly during periods of market volatility. Investors who purchase or redeem fund shares on days when the fund is holding fair-valued securities may receive fewer or more shares or lower or higher redemption proceeds than they would have received if the fund had not fair-valued securities or had used a different valuation methodology.

**Value Investing** – The prices of securities the sub-adviser believes are undervalued may not appreciate as anticipated or may go down. The value approach to investing involves the risk that stocks may remain undervalued, undervaluation may become more severe, or perceived undervaluation may actually represent intrinsic value. Value stocks as a group may be out of favor and underperform the overall equity market for a long period of time, for example, while the market favors "growth" stocks.

**Performance:** The bar chart and the table below provide some indication of the risks of investing in the fund. The bar chart shows how the fund's performance has varied from year to year. The table shows how the fund's average annual total returns for different periods compare to the returns of a broad measure of market performance, as well as comparison to one or more secondary indices.

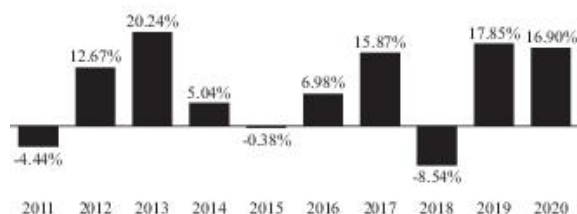
The bar chart does not reflect the impact of sales charges, which, if reflected, would lower the returns. The table includes deduction of applicable sales charges.

Absent any applicable fee waivers and/or expense limitations, performance would be lower.

As with all mutual funds, past performance (before and after taxes) is not a prediction of future results. Updated performance information is available on our website at [www.transamerica.com/individual/products/mutual-funds/performance/](http://www.transamerica.com/individual/products/mutual-funds/performance/) or by calling 1-888-233-4339.

Prior to August 28, 2020, the fund had a portfolio construction manager and used different investment strategies. The performance set forth prior to that date is attributable to the previous portfolio construction manager.

#### Annual Total Returns (calendar years ended December 31) - Class A



	Quarter Ended	Return
Best Quarter:	6/30/2020	18.73%
Worst Quarter:	3/31/2020	-17.65%

#### Average Annual Total Returns (periods ended December 31, 2020)

	1 Year	5 Years	10 Years	Inception Date
<b>Class A</b>				03/01/2002
Return before taxes	10.47%	8.10%	7.18%	
Return after taxes on distributions	9.40%	5.96%	5.50%	
Return after taxes on distributions and sale of fund shares	6.89%	5.94%	5.38%	
<b>Class C (Return before taxes only)</b>	15.00%	8.53%	7.02%	11/11/2002
<b>Class I (Return before taxes only)</b>	17.28%	9.62%	8.09%	11/30/2009
<b>Class R (Return before taxes only)</b>	16.55%	9.04%	7.54%	06/15/2006
MSCI World Index <sup>1</sup> (reflects no deduction for fees, expenses or taxes)	15.90%	12.19%	9.87%	
Transamerica Asset Allocation – Moderate Growth Portfolio Blended Benchmark <sup>1</sup> (reflects no deduction for fees, expenses or taxes)	14.13%	10.77%	9.44%	
Wilshire 5000 Total Market Index <sup>SM</sup> (reflects no deduction for fees, expenses or taxes)	22.18%	15.56%	13.69%	
Bloomberg Barclays US Aggregate Bond Index (reflects no deduction for fees, expenses or taxes)	7.51%	4.44%	3.84%	

<sup>1</sup> Effective August 28, 2020, the MSCI World Index became the fund's primary benchmark and the Transamerica Asset Allocation – Moderate Growth Portfolio Blended Benchmark (consists of Bloomberg Barclays US Aggregate Bond Index, 30% and MSCI World Index, 70%) became the fund's secondary benchmark, in each case to make more meaningful comparisons of the fund's performance relative to the investment strategies it employs. Prior to August 28, 2020, the fund's primary benchmark was the Wilshire 5000 Total Market Index<sup>SM</sup> and the fund's secondary benchmark was the Bloomberg Barclays US Aggregate Bond Index.

The after-tax returns are calculated using the historic highest individual federal marginal income tax rates and do not reflect the impact of state and local taxes. Actual after-tax returns may depend on the investor's individual tax situation and may differ from those shown. After-tax returns may not be relevant if the investment is made through a tax-exempt or tax-deferred account, such as a 401(k) plan.

**After-tax returns are presented for only one class, and returns for other classes are presented before taxes only and will vary.**

**Management:**

*Investment Manager:* Transamerica Asset Management, Inc.

*Sub-Adviser:* Goldman Sachs Asset Management, L.P.

*Portfolio Managers:*

Christopher Lvoff, CFA	Portfolio Manager	since 2020
Neill Nuttall	Portfolio Manager	since 2020

**Purchase and Sale of Fund Shares:** You may purchase, exchange or redeem shares of the fund on any day the New York Stock Exchange is open for business, online or through our website at [www.transamerica.com](http://www.transamerica.com), by mail to Transamerica Fund Services, Inc., P.O. Box 219945, Kansas City, MO 64121-9945, by telephone at 1-888-233-4339, by overnight mail to Transamerica Fund Services, Inc., 330 W. 9th Street, Kansas City, MO 64105 or through a financial intermediary. The minimum initial purchase for Class A and C shares is \$1,000; the minimum subsequent investment is \$50. The minimum initial purchase for payroll deduction and automatic investment plan is \$500; the minimum subsequent investment is \$50 per monthly fund account investment. The minimum investment for Class I shares is \$1,000,000.

Class R shares are intended for purchase by participants in certain retirement plans such as 401(k) plans, 457 plans, employer-sponsored 403(b) plans, profit sharing and money purchase plans, defined-benefit plans and non-qualified deferred compensation plans (eligible retirement plans), and under the following conditions: Class R shares are available only when a plan's recordkeeper or financial service firm serving as an intermediary has an agreement with Transamerica Funds, and in such eligible retirement plans where Class R shares are held on the books of the funds through omnibus or Network Level 3 accounts (either at the plan level or at the level of the financial service firm serving as an intermediary). There is no minimum investment for eligible retirement plans investing in Class R shares.

**Tax Information:** Fund distributions may be taxable as ordinary income, qualified dividend income, or capital gains, except when your investment is in an IRA, 401(k) or other tax-advantaged investment plan. In that case, you may be taxed when you take a distribution from such plan, depending on the type of plan, the circumstances of your distribution and other factors.

**Payments to Broker-Dealers and Other Financial Intermediaries:** If you purchase the fund through a broker-dealer or other financial intermediary, the fund and/or its affiliates may pay the intermediary for the sale of fund shares and related services. These payments may create a conflict of interest by influencing the broker-dealer or other intermediary and your salesperson to recommend the fund over another investment. Ask your salesperson or visit your financial intermediary's website for more information.

## Transamerica Asset Allocation-Moderate Portfolio

**Investment Objective:** Seeks capital appreciation and current income.

**Fees and Expenses:** This table describes the fees and expenses that you may pay if you buy, hold and sell shares of the fund. **You may pay other fees, such as brokerage commissions and other fees to financial intermediaries, which are not reflected in the tables and examples below.**

You may qualify for sales charge discounts if you and your family invest, or agree to invest in the future, at least \$50,000 in Transamerica Funds. More information about these and other discounts is available from your financial professional, in the “Waivers and Reductions of Sales Charges” section of the fund’s prospectus, in the Appendix – “Waivers and Discounts Available from Intermediaries,” and in the fund’s statement of additional information (SAI) under the heading “Purchase of Shares.”

### Shareholder Fees (fees paid directly from your investment)

Class:	A	C	I	R
Maximum sales charge (load) imposed on purchases (as a percentage of offering price)	5.50%	None	None	None
Maximum deferred sales charge (load) (as a percentage of purchase price or redemption proceeds, whichever is lower)	None	<sup>1</sup> 1.00%	None	None

<sup>1</sup> Purchases of Class A shares in amounts of \$1 million or more that are not subject to an initial sales charge may be subject to a 1.00% contingent deferred sales charge if those shares are redeemed within 24 months of their purchase. A deferred sales charge on Class A and Class C shares may apply to certain redemptions of shares purchased by exchange from another Transamerica Fund.

### Annual Fund Operating Expenses (expenses that you pay each year as a percentage of the value of your investment)

Class:	A	C	I	R
Management fees <sup>1</sup>	0.10%	0.10%	0.10%	0.10%
Distribution and service (12b-1) fees	0.25%	1.00%	None	0.50%
Other expenses	0.11%	0.14%	0.13%	0.10%
Acquired fund fees and expenses <sup>2,3</sup>	0.71%	0.71%	0.71%	0.71%
Total annual fund operating expenses	1.17%	1.95%	0.94%	1.41%
Fee waiver and/or expense reimbursement <sup>4</sup>	0.00%	0.00%	0.09%	0.00%
Total annual fund operating expenses after fee waiver and/or expense reimbursement	1.17%	1.95%	0.85%	1.41%

<sup>1</sup> Management fees have been restated to reflect a reduction in management fees effective August 28, 2020.

<sup>2</sup> Acquired fund fees and expenses reflect the fund’s pro rata share of the fees and expenses incurred by investing in other investment companies. Acquired fund fees and expenses are not included in the calculation of the ratios of expenses to average net assets shown in the Financial Highlights section of the fund’s prospectus.

<sup>3</sup> Acquired fund fees and expenses have been restated to reflect estimated fees for the current fiscal year following the change in sub-adviser on August 28, 2020.

<sup>4</sup> Contractual arrangements have been made with the fund’s investment manager, Transamerica Asset Management, Inc. (“TAM”), through March 1, 2022 to waive fees and/or reimburse fund expenses to the extent that total annual fund operating expenses exceed 0.60% for Class A shares, 1.35% for Class

C shares, 0.35% for Class I shares and 0.85% for Class R shares, excluding, as applicable, acquired fund fees and expenses, interest, taxes, brokerage commissions, dividend and interest expenses on securities sold short, extraordinary expenses and other expenses not incurred in the ordinary course of the fund’s business. These arrangements cannot be terminated prior to March 1, 2022 without the Board of Trustees’ consent. TAM is permitted to recapture amounts waived and/or reimbursed to a class during any of the 36 months from the date on which TAM waived fees and/or reimbursed expenses for the class if the class’ total annual fund operating expenses have fallen to a level below the limits described above. In no case will TAM recapture any amount that would result, on any particular business day of the fund, in the class’ total annual operating expenses exceeding the applicable limits described above or any other lower limit then in effect. In addition, TAM has contractually agreed to reimburse 0.09% of the sub-transfer agency fees and certain per account transfer agency fees on Class I shares through March 1, 2022.

**Example:** This Example is intended to help you compare the cost of investing in the fund with the cost of investing in other mutual funds.

The Example assumes that you invest \$10,000 in the fund for the time periods indicated and then redeem all shares at the end of those periods (unless otherwise indicated). The Example also assumes that your investment has a 5% return each year and that the fund’s operating expenses remain the same. Only the 1 year dollar amount shown below reflects TAM’s agreement to waive fees and/or reimburse fund expenses. Although your actual costs may be higher or lower, based on these assumptions your costs would be:

### If the shares are redeemed at the end of each period:

	1 year	3 years	5 years	10 years
Class A	\$ 663	\$ 901	\$ 1,158	\$ 1,892
Class C	\$ 298	\$ 612	\$ 1,052	\$ 2,275
Class I	\$ 87	\$ 291	\$ 511	\$ 1,146
Class R	\$ 144	\$ 446	\$ 771	\$ 1,691

### If the shares are not redeemed:

	1 year	3 years	5 years	10 years
Class A	\$ 663	\$ 901	\$ 1,158	\$ 1,892
Class C	\$ 198	\$ 612	\$ 1,052	\$ 2,275
Class I	\$ 87	\$ 291	\$ 511	\$ 1,146
Class R	\$ 144	\$ 446	\$ 771	\$ 1,691

**Portfolio Turnover:** The fund pays transaction costs, such as commissions, when it buys and sells securities (or “turns over” its portfolio). A higher portfolio turnover rate may indicate higher transaction costs and may result in higher taxes when fund shares are held in a taxable account. These costs, which are not reflected in annual fund operating expenses or in the Example, affect the fund’s performance.

During the most recent fiscal year, the portfolio turnover rate for the fund was 24% of the average value of its portfolio.

### Principal Investment Strategies:

The fund is a fund of funds that seeks to achieve its investment objective by investing its assets primarily in a broad mix of Transamerica Funds (“underlying funds”). The fund’s sub-adviser, Goldman Sachs Asset Management, L.P. (the “sub-adviser”), follows

an investment process that involves longer-term portfolio positioning through strategic asset allocation and dynamic asset allocation to pursue shorter-term opportunities based on the sub-adviser's views of current market conditions.

- Under normal circumstances, investments in underlying funds are expected to achieve a mix over time of approximately 50% of net assets in equities, which may include both stocks and commodity-related securities, and approximately 50% of net assets in fixed-income securities, which may include bonds, convertible securities, cash, cash equivalents, and other money market instruments. These percentages may vary.
- The underlying funds may invest in a variety of U.S. and foreign equity and fixed-income (including high-yield) securities and alternative investments. The underlying funds may also invest in real estate investment trusts ("REITs") and derivatives.

The sub-adviser develops and implements a strategic asset allocation for the fund. The sub-adviser seeks to budget the fund's long term investment risk exposure across various risk factors to establish a diversified strategic asset allocation. An important component of the sub-adviser's process is allocating risk across asset classes and strategies to increase diversification and, potentially, reduce volatility.

The sub-adviser may dynamically adjust the fund's asset allocation as part of its investment process in response to certain changes in the markets, the economic cycle and the macroeconomic environment. This dynamic asset allocation may change the fund's portfolio positioning based on the sub-adviser's short- to medium-term market views on dislocations and attractive investment opportunities. These views may impact the relative weights across asset classes, and the allocation to geographies, sectors and industries, as well as the fund's duration and sensitivity to inflation.

Allocation of assets among the underlying funds is based on factors such as diversification, general market views and outlooks, volatility in the equity markets, historical performance, current valuations, and other global economic factors.

The fund may invest directly in U.S. government securities and/or short-term commercial paper.

The fund's investment manager, among other things, oversees and monitors the sub-adviser and is solely responsible for selecting the underlying funds among which the sub-adviser may allocate the fund's assets. After the underlying funds have been selected, the sub-adviser determines which underlying funds it wishes to utilize to allocate the fund's assets. The sub-adviser is not required to utilize all of the underlying funds selected by the manager in seeking to fulfill the fund's target asset allocation.

The sub-adviser may invest up to 10% in index-based underlying exchange-traded funds ("underlying ETFs") that the sub-adviser selects as part of the sub-adviser's dynamic asset allocation to gain exposure to asset classes, regions, countries, strategies or sectors that are a part of the sub-adviser's asset allocation for the fund, but not otherwise accessible through available underlying funds.

The fund may, but is not required to, invest directly in futures contracts as part of the sub-adviser's dynamic asset allocation. The use of futures would generally be limited to exchange-traded developed market equity index and U.S. Treasury futures. The fund may also have exposure to derivatives instruments, such as options, futures or forward contracts and swaps through its investments in the underlying funds and underlying ETFs.

It is not possible to predict the extent to which the fund will be invested in a particular underlying fund at any time. The fund may be a significant shareholder in certain underlying funds.

Each underlying fund and underlying ETF has its own investment objective, principal investment strategies and investment risks. The sub-adviser for each underlying fund and adviser or sub-adviser for each underlying ETF decides which securities to purchase and sell for that underlying fund or underlying ETF. The fund's ability to achieve its investment objective depends largely on the performance of the underlying funds and underlying ETFs.

The "Underlying Funds" section of the prospectus lists the underlying Transamerica Funds currently available for investment by the fund, provides a summary of their respective investment objectives and principal investment strategies, and identifies certain risks of those funds.

The manager may change the underlying Transamerica Funds, and the sub-adviser may change the fund's asset allocation, at any time without notice to shareholders and without shareholder approval.

**Principal Risks:** Risk is inherent in all investing. Many factors and risks affect the fund's performance, including those described below. The value of your investment in the fund, as well as the amount of return you receive on your investment, may fluctuate significantly day to day and over time. You may lose part or all of your investment in the fund or your investment may not perform as well as other similar investments. The fund, through its investments in underlying funds, is subject to the risks of the underlying funds. The following is a summary description of principal risks (in alphabetical order after certain key risks) of investing in the fund (either directly or through its investments in underlying funds). Each risk described below may not apply to each underlying fund and an underlying fund may be subject to additional or different risks than those described below. An investment in the fund is not a bank deposit and is not insured or guaranteed by the Federal Deposit Insurance Corporation or any other government agency. **You may lose money if you invest in this fund.**

**Market** – The market values of the fund's securities and other assets will fluctuate, sometimes sharply and unpredictably, due to changes in general market conditions, overall economic trends or events, governmental actions or interventions, actions taken by the U.S. Federal Reserve or foreign central banks, political developments, investor sentiment, public health emergencies such as a pandemic, and other factors that may or may not be related to the issuer of the security or other asset. The market prices of securities and other assets also may go down due to events or conditions that affect particular sectors, industries or issuers. Adverse market conditions may be prolonged and may not have the same impact on all types of securities or other assets.

Economies and financial markets throughout the world are increasingly interconnected. Economic, financial or political events, trading and tariff arrangements, public health events, terrorism, technology and data interruptions, natural disasters, and other circumstances in one or more countries or regions could be highly disruptive to, and have profound impacts on, global economies or markets. As a result, whether or not the fund invests in securities of issuers located in or with significant exposure to the countries directly affected, the value and liquidity of the fund's investments may go down.

The COVID-19 pandemic has caused substantial market disruption around the world, including the U.S. There have been periods of extreme volatility, and periods where there have been no buyers for certain securities, including U.S. Treasury securities. Some sectors of the economy and individual issuers have experienced particularly large losses. The pandemic has reduced liquidity of particular investments and asset classes; resulted in significant disruptions to business operations, including business closures; strained healthcare systems; disrupted supply chains, consumer demand and employee availability; and restricted travel. These conditions may continue for an extended period of time, or worsen. The pandemic may result in a sustained domestic or global economic downturn or recession. Developing or emerging market countries may be more adversely impacted. The ultimate economic fallout from the pandemic, and the long-term impact on economies, markets, industries and individual issuers, are not known.

The U.S. government and the Federal Reserve, as well as certain foreign governments and central banks, have taken extraordinary actions to support local and global economies and the financial markets in response to the COVID-19 pandemic. These actions have resulted in significant expansion of public debt, including in the U.S. The long-term consequences of this level of public debt are not known. In addition, certain interest rates have been reduced to very low levels. This and other government intervention into the economy and financial markets to address the pandemic may not work as intended, particularly if the efforts are perceived by investors as being unlikely to achieve the desired results.

The COVID-19 pandemic could continue to adversely affect the value and liquidity of the fund's investments, impair the fund's ability to satisfy redemption requests, and negatively impact the fund's performance.

**Allocation** – The fund's investment performance, in large part, depends on the fund's asset class allocation and reallocation from time to time. The sub-adviser's decisions whether and when to tactically overweight or underweight asset classes, create and apply formulas for de-risking or ending de-risking and select a mix of underlying funds may not produce the desired results.

**Underlying Funds** – Because the fund invests its assets in various underlying funds, its ability to achieve its investment objective depends largely on the performance of the underlying funds in which it invests. Investing in underlying funds subjects the fund to the risks of investing in the underlying securities or assets held by those underlying funds. Each of the underlying funds in which the fund may invest has its own investment risks, and those risks can affect the value of the underlying funds' shares and therefore the value of the fund's investments. There can be no assurance that the investment objective of any underlying fund will

be achieved. In addition, the fund will bear a pro rata portion of the operating expenses of the underlying funds in which it invests. The "List and Description of Certain Underlying Funds" section of the fund's prospectus identifies certain risks of each underlying fund.

**Equity Securities** – Equity securities generally have greater risk of loss than debt securities. Stock markets are volatile and the value of equity securities may go up or down sometimes rapidly and unpredictably. The value of equity securities fluctuates based on real or perceived changes in a company's financial condition, factors affecting a particular industry or industries, and overall market, economic and political conditions. If the market prices of the equity securities owned by the fund fall, the value of your investment in the fund will decline. The fund may lose its entire investment in the equity securities of an issuer.

**Fixed-Income Securities** – Fixed-income securities are subject to risks including credit risk, interest rate risk, counterparty risk, prepayment risk, extension risk, valuation risk, and liquidity risk. The value of fixed-income securities may go up or down, sometimes rapidly and unpredictably, due to general market conditions, such as real or perceived adverse economic or political conditions, tariffs and trade disruptions, inflation, changes in interest rates, lack of liquidity in the bond markets or adverse investor sentiment. In addition, the value of a fixed-income security may decline if the issuer or other obligor of the security fails to pay principal and/or interest, otherwise defaults or has its credit rating downgraded or is perceived to be less creditworthy, or the credit quality or value of any underlying assets declines. If the value of fixed-income securities owned by the fund falls, the value of your investment will go down. The fund may lose its entire investment in the fixed-income securities of an issuer.

**Management** – The value of your investment may go down if the investment manager's or sub-adviser's judgments and decisions are incorrect or otherwise do not produce the desired results, or if the fund's investment strategy does not work as intended. You may also suffer losses if there are imperfections, errors or limitations in the quantitative, analytic or other tools, resources, information and data used, investment techniques applied, or the analyses employed or relied on, by the investment manager or sub-adviser, if such tools, resources, information or data are used incorrectly or otherwise do not work as intended, or if the investment manager's or sub-adviser's investment style is out of favor or otherwise fails to produce the desired results. Any of these things could cause the fund to lose value or its results to lag relevant benchmarks or other funds with similar objectives.

**Active Trading** – The fund may purchase and sell securities without regard to the length of time held. Active trading may be more pronounced during periods of market volatility, may have a negative impact on performance by increasing transaction costs and may generate greater amounts of short-term capital gains.

**Asset Class Variation** – The underlying funds invest principally in the securities constituting their asset class (i.e., equity or fixed income) or underlying index components. However, an underlying fund may vary the percentage of its assets in these securities (subject to any applicable regulatory requirements). Depending upon the percentage of securities in a particular asset class held by the underlying funds at any given time, and the percentage of

the fund's assets invested in various underlying funds, the fund's actual exposure to the securities in a particular asset class may vary substantially from its target allocation for that asset class.

**Commodities and Commodity-Related Securities** – Commodities and commodity-related businesses or industries are subject to changes and volatility in commodity prices generally, regulatory, economic and political developments, weather events and natural disasters, tariffs and trade disruptions, and market disruptions. Commodities and commodity-linked investments may be less liquid than other investments. Commodity-linked investments also are subject to the credit risk associated with the issuer, and their value may decline substantially if the issuer's creditworthiness deteriorates.

**Convertible Securities** – Convertible securities are subject to risks associated with both fixed income and equity securities. For example, if market interest rates rise, the value of a convertible security typically falls. In addition, a convertible security is subject to the risk that the issuer will not be able to pay interest or dividends when due, and the market value of the security may change based on the issuer's actual or perceived creditworthiness. Since the convertible security derives a portion of its value from the underlying common stock, the security is also subject to the same types of market and issuer-specific risks that apply to the underlying common stock. Convertible securities generally offer lower interest or dividend yields than non-convertible securities of similar quality.

**Counterparty** – The fund could lose money if the counterparties to derivatives, repurchase agreements and other financial contracts entered into for the fund do not fulfill their contractual obligations. In addition, the fund may incur costs and may be hindered or delayed in enforcing its rights against a counterparty.

**Credit** – If an issuer or other obligor (such as a party providing insurance or other credit enhancement) of a security held by the fund or a counterparty to a financial contract with the fund is unable or unwilling to meet its financial obligations, or is downgraded or perceived to be less creditworthy (whether by market participants or otherwise), or if the value of any underlying assets declines, the value of your investment will typically decline. A decline may be significant, particularly in certain market environments. In addition, the fund may incur costs and may be hindered or delayed in enforcing its rights against an issuer, obligor or counterparty.

**Currency** – The value of a fund's investments in securities denominated in foreign currencies increases or decreases as the rates of exchange between those currencies and the U.S. dollar change. U.S. dollar-denominated securities of foreign issuers may also be affected by currency risk. Currency exchange rates can be volatile and may fluctuate significantly over short periods of time. Currency conversion costs and currency fluctuations could reduce or eliminate investment gains or add to investment losses. A fund may be unable or may choose not to hedge its foreign currency exposure.

**Derivatives** – Risks of derivatives include leverage risk, liquidity risk, valuation risk, market risk, counterparty risk, credit risk, operational risk and legal risk. Use of derivatives can increase fund losses, reduce opportunities for gains, increase fund volatility, and not produce the result intended. Certain derivatives have the potential for unlimited loss, regardless of the size of the initial investment. Even a small investment in derivatives can have a

disproportionate impact on the fund. Derivatives may be difficult to sell, unwind or value, and the counterparty (including, if applicable, the fund's clearing broker, the derivatives exchange or the clearinghouse) may default on its obligations to the fund. In certain cases, the fund may incur costs and may be hindered or delayed in enforcing its rights against or closing out derivatives instruments with a counterparty, which may result in additional losses. Derivatives are also generally subject to the risks applicable to the assets, rates, indices or other indicators underlying the derivative, including market risk, credit risk, liquidity risk, management and valuation risk. Also, suitable derivative transactions may not be available in all circumstances or at reasonable prices. The value of a derivative may fluctuate more or less than, or otherwise not correlate well with, the underlying assets, rates, indices or other indicators to which it relates. The fund may be required to segregate or earmark liquid assets or otherwise cover its obligations under derivatives transactions and may have to liquidate positions before it is desirable in order to meet these segregation and coverage requirements.

**Emerging Markets** – Investments in securities of issuers located or doing business in emerging markets are subject to heightened foreign investments risks and may experience rapid and extreme changes in value. Emerging market countries tend to have less developed and less stable economic, political and legal systems and regulatory and accounting standards, may have policies that restrict investment by foreigners or that prevent foreign investors such as the fund from withdrawing their money at will, and are more likely to experience nationalization, expropriation and confiscatory taxation. In addition, emerging market securities may have low trading volumes and may be or become illiquid.

**Extension** – When interest rates rise, repayments of fixed income securities, including asset- and mortgage-backed securities, may occur more slowly than anticipated, causing their market prices to decline.

**Floating Rate Loans** – Floating rate loans are often made to borrowers whose financial condition is troubled or highly leveraged. These loans frequently are rated below investment grade and are therefore subject to "High-Yield Debt Securities" risk. There is no public market for floating rate loans and the loans may trade infrequently and be subject to wide bid/ask spreads. Many floating rate loans are subject to restrictions on resale. Floating rate loans may have trade settlement periods in excess of seven days, which may result in the fund not receiving proceeds from the sale of a loan for an extended period. As a result, the fund may be subject to greater "Liquidity" risk than a fund that does not invest in floating rate loans and the fund may be constrained in its ability to meet its obligations (including obligations to redeeming shareholders). The lack of an active trading market may also make it more difficult to value floating rate loans. Rising interest rates can lead to increased default rates as payment obligations increase.

**Focused Investing** – To the extent the fund invests in a limited number of countries, regions, sectors, industries or market segments, in a limited number of issuers, or in issuers in related businesses or that are subject to related operating risks, the fund will be more susceptible to negative events affecting those countries, regions, sectors, industries, segments or issuers, and the value of its shares may be more volatile than if it invested more widely.

**Foreign Investments** – Investing in securities of foreign issuers or issuers with significant exposure to foreign markets involves additional risks. Foreign markets can be less liquid, less regulated, less transparent and more volatile than U.S. markets. The value of the fund's foreign investments may decline, sometimes rapidly or unpredictably, because of factors affecting the particular issuer as well as foreign markets and issuers generally, such as unfavorable or unsuccessful government actions, reduction of government or central bank support, tariffs and trade disruptions, political or financial instability, social unrest or other adverse economic or political developments. Foreign investments may be more difficult to value than investments in U.S. issuers.

**Growth Stocks** – Returns on growth stocks may not move in tandem with returns on other categories of stocks or the market as a whole. Growth stocks typically are particularly sensitive to market movements and may involve larger price swings because their market prices tend to reflect future expectations. When it appears those expectations may not be met, the prices of growth securities typically fall. Growth stocks as a group may be out of favor and underperform the overall equity market for a long period of time, for example, while the market favors "value" stocks.

**High-Yield Debt Securities** – High-yield debt securities, commonly referred to as "junk" bonds, are securities that are rated below "investment grade" or are of comparable quality. Changes in interest rates, the market's perception of the issuers, the creditworthiness of the issuers and negative perceptions of the junk bond market generally may significantly affect the value of these bonds. Junk bonds are considered speculative, tend to be volatile, typically have a higher risk of default, tend to be less liquid and more difficult to value than higher grade securities, and may result in losses for the fund.

**Interest Rate** – Interest rates in the U.S. and certain foreign markets have been low relative to historic levels. The fund faces a risk that interest rates may rise. The value of fixed income securities generally goes down when interest rates rise. A rise in rates tends to have a greater impact on the prices of longer term or duration securities. Changes in interest rates also may affect the liquidity of the fund's investments. A general rise in interest rates may cause investors to sell fixed income securities on a large scale, which could adversely affect the price and liquidity of fixed income securities generally and could also result in increased redemptions from the fund. Increased redemptions could cause the fund to sell securities at inopportune times or depressed prices and result in further losses.

**Leveraging** – To the extent that the fund borrows or uses derivatives or other investments, such as ETFs, that have embedded leverage, your investment may be subject to heightened volatility, risk of loss and costs. Other risks also will be compounded because leverage generally magnifies the effect of a change in the value of an asset and creates a risk of loss of value on a larger pool of assets than the fund would otherwise have. Use of leverage may result in the loss of a substantial amount, and possibly all, of the fund's assets. The fund also may have to sell assets at inopportune times to satisfy its obligations or meet segregation, coverage or margin requirements.

**Liquidity** – The fund may make investments that are illiquid or that become illiquid after purchase. Illiquid

liquid investments, and may be subject to wide fluctuations in value. If the fund is forced to sell an illiquid investment to meet redemption requests or other cash needs, the fund may be forced to sell at a substantial loss or may not be able to sell at all. Liquidity of particular investments, or even entire asset classes, including U.S. Treasury securities, can deteriorate rapidly, particularly during times of market turmoil, and those investments may be difficult or impossible for the fund to sell. This may prevent the fund from limiting losses.

**Loans** – Loans are subject to the credit risk of nonpayment of principal or interest. Economic downturns or increases in interest rates may cause an increase in defaults, interest rate risk and liquidity risk. Loans may or may not be collateralized at the time of acquisition, and any collateral may be relatively illiquid or lose all or substantially all of its value subsequent to investment. The fund's investments in loans are also subject to prepayment or call risk.

**Prepayment or Call** – Many issuers have a right to prepay their fixed income securities. If this happens, the fund will not benefit from the rise in the market price of the securities that normally accompanies a decline in interest rates and may be forced to reinvest the prepayment proceeds in securities with lower yields.

**REITs** – Investing in real estate investment trusts ("REITs") involves unique risks. When the fund invests in REITs, it is subject to risks generally associated with investing in real estate. A REIT's performance depends on the types and locations of the properties it owns, how well it manages those properties and cash flow. REITs may have limited financial resources, may trade less frequently and in limited volume, may engage in dilutive offerings, and may be subject to more abrupt or erratic price movements than the overall securities markets. In addition to its own expenses, the fund will indirectly bear its proportionate share of any management and other expenses paid by REITs in which it invests. U.S. REITs are subject to a number of highly technical tax-related rules and requirements; and a U.S. REIT's failure to qualify for the favorable U.S. federal income tax treatment generally available to U.S. REITs could result in corporate-level taxation, significantly reducing the return on an investment to the fund.

**Structure Conflicts** – Transamerica Asset Management, Inc. ("TAM"), the fund's investment manager, has established an investment program whereby a substantial portion of the fund's assets are invested in underlying Transamerica funds. TAM does not consider unaffiliated funds as underlying investment options for these assets, even if unaffiliated funds have better investment performance or lower total expenses.

**Underlying Exchange-Traded Funds** – To the extent the fund invests its assets in underlying ETFs, its ability to achieve its investment objective will depend in part on the performance of the underlying ETFs in which it invests. Investing in underlying ETFs subjects the fund to the risks of investing in the underlying securities or assets held by those ETFs. Each of the underlying ETFs in which the fund may invest has its own investment risks, and those risks can affect the value of the underlying ETFs' shares and therefore the value of the fund's investments. There can be no assurance that the investment objective of any underlying ETF will be achieved. In addition, the fund will bear a pro rata portion of the operating expenses of the underlying ETFs in which it invests.

investments can be difficult to value, may trade at a discount  
from comparable, more



**U.S. Government and Agency Obligations** – Government agency obligations have different levels of credit support and, therefore, different degrees of credit risk. Securities issued by agencies and instrumentalities of the U.S. government that are supported by the full faith and credit of the U.S. government generally present a lesser degree of credit risk than securities issued by agencies and instrumentalities sponsored by the U.S. government that are supported only by the issuer's right to borrow from the U.S. Treasury and securities issued by agencies and instrumentalities sponsored by the U.S. government that are supported only by the credit of the issuing agencies. A security backed by the "full faith and credit" of the U.S. government is guaranteed only as to its stated interest rate and face value at maturity, not its current market price.

**Valuation** – The sales price the fund could receive for any particular portfolio investment may differ from the fund's valuation of the investment, particularly for securities that trade in thin or volatile markets, that are priced based upon valuations provided by third-party pricing services that use matrix or evaluated pricing systems, or that are valued using a fair value methodology. These differences may increase significantly and affect fund investments more broadly during periods of market volatility. Investors who purchase or redeem fund shares on days when the fund is holding fair-valued securities may receive fewer or more shares or lower or higher redemption proceeds than they would have received if the fund had not fair-valued securities or had used a different valuation methodology.

**Value Investing** – The prices of securities the sub-adviser believes are undervalued may not appreciate as anticipated or may go down. The value approach to investing involves the risk that stocks may remain undervalued, undervaluation may become more severe, or perceived undervaluation may actually represent intrinsic value. Value stocks as a group may be out of favor and underperform the overall equity market for a long period of time, for example, while the market favors "growth" stocks.

**Performance:** The bar chart and the table below provide some indication of the risks of investing in the fund. The bar chart shows how the fund's performance has varied from year to year. The table shows how the fund's average annual total returns for different periods compare to the returns of a broad measure of market performance, as well as comparison to one or more secondary indices.

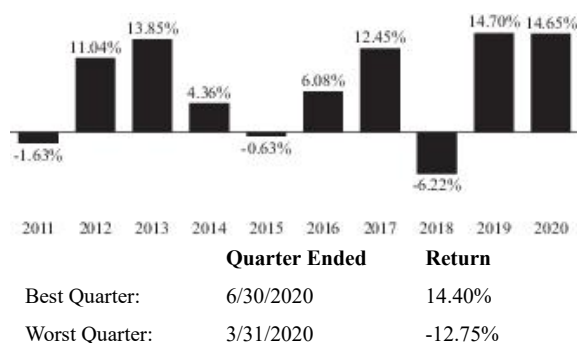
The bar chart does not reflect the impact of sales charges, which, if reflected, would lower the returns. The table includes deduction of applicable sales charges.

Absent any applicable fee waivers and/or expense limitations, performance would be lower.

As with all mutual funds, past performance (before and after taxes) is not a prediction of future results. Updated performance information is available on our website at [www.transamerica.com/individual/products/mutual-funds/performance/](http://www.transamerica.com/individual/products/mutual-funds/performance/) or by calling 1-888-233-4339.

Prior to August 28, 2020, the fund had a portfolio construction manager and used different investment strategies. The performance set forth prior to that date is attributable to the previous portfolio construction manager.

#### Annual Total Returns (calendar years ended December 31) - Class A



#### Average Annual Total Returns (periods ended December 31, 2020)

	1 Year	5 Years	10 Years	Inception Date
Class A				03/01/2002
Return before taxes	8.32%	6.81%	6.01%	
Return after taxes on distributions	7.14%	5.03%	4.36%	
Return after taxes on distributions and sale of fund shares	5.48%	4.91%	4.33%	
Class C (Return before taxes only)	12.72%	7.22%	5.85%	11/11/2002
Class I (Return before taxes only)	15.01%	8.30%	6.90%	11/30/2009
Class R (Return before taxes only)	14.46%	7.78%	6.38%	06/15/2006
MSCI World Index <sup>1</sup> (reflects no deduction for fees, expenses or taxes)	15.90%	12.19%	9.87%	
Transamerica Asset Allocation – Moderate Portfolio Blended Benchmark <sup>1</sup> (reflects no deduction for fees, expenses or taxes)	12.53%	9.05%	7.92%	
Wilshire 5000 Total Market Index <sup>SM</sup> (reflects no deduction for fees, expenses or taxes)	22.18%	15.56%	13.69%	
Bloomberg Barclays US Aggregate Bond Index (reflects no deduction for fees, expenses or taxes)	7.51%	4.44%	3.84%	

<sup>1</sup> Effective August 28, 2020, the MSCI World Index became the fund's primary benchmark and the Transamerica Asset Allocation – Moderate Portfolio Blended Benchmark (consists of Bloomberg Barclays US Aggregate Bond Index, 50% and MSCI World Index, 50%) became the fund's secondary benchmark, in each case to make more meaningful comparisons of the fund's performance relative to the investment strategies it employs. Prior to August 28, 2020, the fund's primary benchmark was the Wilshire 5000 Total Market Index<sup>SM</sup> and the fund's secondary benchmark was the Bloomberg Barclays US Aggregate Bond Index.

The after-tax returns are calculated using the historic highest individual federal marginal income tax rates and do not reflect the impact of state and local taxes. Actual after-tax returns may depend on the investor's individual tax situation and may differ from those shown. After-tax returns may not be relevant if the investment is made through a tax-exempt or tax-deferred account, such as a 401(k) plan.

**After-tax returns are presented for only one class, and returns for other classes are presented before taxes only and will vary.**

**Management:**

*Investment Manager:* Transamerica Asset Management, Inc.

*Sub-Adviser:* Goldman Sachs Asset Management, L.P.

*Portfolio Managers:*

Christopher Lvoff, CFA	Portfolio Manager	since 2020
Neill Nuttall	Portfolio Manager	since 2020

**Purchase and Sale of Fund Shares:** You may purchase, exchange or redeem shares of the fund on any day the New York Stock Exchange is open for business, online or through our website at [www.transamerica.com](http://www.transamerica.com), by mail to Transamerica Fund Services, Inc., P.O. Box 219945, Kansas City, MO 64121-9945, by telephone at 1-888-233-4339, by overnight mail to Transamerica Fund Services, Inc., 330 W. 9th Street, Kansas City, MO 64105 or through a financial intermediary. The minimum initial purchase for Class A and C shares is \$1,000; the minimum subsequent investment is \$50. The minimum initial purchase for payroll deduction and automatic investment plan is \$500; the minimum subsequent investment is \$50 per monthly fund account investment. The minimum investment for Class I shares is \$1,000,000.

Class R shares are intended for purchase by participants in certain retirement plans such as 401(k) plans, 457 plans, employer-sponsored 403(b) plans, profit sharing and money purchase plans, defined-benefit plans and non-qualified deferred compensation plans (eligible retirement plans), and under the following conditions: Class R shares are available only when a plan's recordkeeper or financial service firm serving as an intermediary has an agreement with Transamerica Funds, and in such eligible retirement plans where Class R shares are held on the books of the funds through omnibus or Network Level 3 accounts (either at the plan level or at the level of the financial service firm serving as an intermediary). There is no minimum investment for eligible retirement plans investing in Class R shares.

**Tax Information:** Fund distributions may be taxable as ordinary income, qualified dividend income, or capital gains, except when your investment is in an IRA, 401(k) or other tax-advantaged investment plan. In that case, you may be taxed when you take a distribution from such plan, depending on the type of plan, the circumstances of your distribution and other factors.

**Payments to Broker-Dealers and Other Financial Intermediaries:** If you purchase the fund through a broker-dealer or other financial intermediary, the fund and/or its affiliates may pay the intermediary for the sale of fund shares and related services. These payments may create a conflict of interest by influencing the broker-dealer or other intermediary and your salesperson to recommend the fund over another investment. Ask your salesperson or visit your financial intermediary's website for more information.

## Transamerica Bond

**Investment Objective:** Seeks to provide high total return through a combination of current income and capital appreciation.

**Fees and Expenses:** This table describes the fees and expenses that you may pay if you buy, hold and sell shares of the fund. **You may pay other fees, such as brokerage commissions and other fees to financial intermediaries, which are not reflected in the tables and examples below.**

You may qualify for sales charge discounts if you and your family invest, or agree to invest in the future, at least \$50,000 in Transamerica Funds. More information about these and other discounts is available from your financial professional, in the “Waivers and Reductions of Sales Charges” section of the fund’s prospectus, in the Appendix – “Waivers and Discounts Available from Intermediaries,” and in the fund’s statement of additional information (SAI) under the heading “Purchase of Shares.”

### Shareholder Fees (fees paid directly from your investment)

	Class:	A	C	I	R6
Maximum sales charge (load) imposed on purchases (as a percentage of offering price)		4.75%	None	None	None
Maximum deferred sales charge (load) (as a percentage of purchase price or redemption proceeds, whichever is lower)		None	1.00%	None	None

<sup>1</sup> Purchases of Class A shares in amounts of \$1 million or more that are not subject to an initial sales charge may be subject to a 1.00% contingent deferred sales charge if those shares are redeemed within 24 months of their purchase. A deferred sales charge on Class A and C shares may apply to certain redemptions of shares purchased by exchange from another Transamerica Fund.

### Annual Fund Operating Expenses (expenses that you pay each year as a percentage of the value of your investment)

	Class:	A	C	I	R6
Management fees		0.39%	0.39%	0.39%	0.39%
Distribution and service (12b-1) fees		0.25%	1.00%	None	None
Other expenses		0.29%	0.14%	0.17%	0.06%
Total annual fund operating expenses		0.93%	1.53%	0.56%	0.45%
Fee waiver and/or expense reimbursement <sup>1</sup>		0.00%	0.00%	0.06%	0.00%
Total annual fund operating expenses after fee waiver and/or expense reimbursement		0.93%	1.53%	0.50%	0.45%

<sup>1</sup> Contractual arrangements have been made with the fund’s investment manager, Transamerica Asset Management, Inc. (“TAM”), through March 1, 2022 to waive fees and/or reimburse fund expenses to the extent that total annual fund operating expenses exceed 0.97% for Class A shares, 1.65% for Class C shares, 0.50% for Class I shares and 0.52% for Class R6 shares, excluding, as applicable, acquired fund fees and expenses, interest, taxes, brokerage commissions, dividend and interest expenses on securities sold short, extraordinary expenses and other expenses not incurred in the ordinary course of the fund’s business. These arrangements cannot be terminated prior to March 1, 2022 without the Board of Trustees’ consent. TAM is permitted to recapture amounts waived and/or reimbursed to a class during any of the 36 months from the date on which TAM waived fees and/or reimbursed expenses for the class if the class’ total annual fund operating expenses have fallen to a level below the limits described above. In no case will TAM recapture any

amount that would result, on any particular business day of the fund, in the class’ total annual operating expenses exceeding the applicable limits described above or any other lower limit then in effect.

**Example:** This Example is intended to help you compare the cost of investing in the fund with the cost of investing in other mutual funds.

The Example assumes that you invest \$10,000 in the fund for the time periods indicated and then redeem all shares at the end of those periods (unless otherwise indicated). The Example also assumes that your investment has a 5% return each year and that the fund’s operating expenses remain the same. Only the 1 year dollar amount shown below reflects TAM’s agreement to waive fees and/or reimburse fund expenses. Although your actual costs may be higher or lower, based on these assumptions your costs would be:

### If the shares are redeemed at the end of each period:

	1 year	3 years	5 years	10 years
Class A	\$ 565	\$ 757	\$ 965	\$ 1,564
Class C	\$ 256	\$ 483	\$ 834	\$ 1,824
Class I	\$ 51	\$ 173	\$ 307	\$ 696
Class R6	\$ 46	\$ 144	\$ 252	\$ 567

### If the shares are not redeemed:

	1 year	3 years	5 years	10 years
Class A	\$ 565	\$ 757	\$ 965	\$ 1,564
Class C	\$ 156	\$ 483	\$ 834	\$ 1,824
Class I	\$ 51	\$ 173	\$ 307	\$ 696
Class R6	\$ 46	\$ 144	\$ 252	\$ 567

**Portfolio Turnover:** The fund pays transaction costs, such as commissions, when it buys and sells securities (or “turns over” its portfolio). A higher portfolio turnover rate may indicate higher transaction costs and may result in higher taxes when fund shares are held in a taxable account. These costs, which are not reflected in annual fund operating expenses or in the Example, affect the fund’s performance.

During the most recent fiscal year, the portfolio turnover rate for the fund was 39% of the average value of its portfolio.

**Principal Investment Strategies:** The fund’s sub-adviser, Aegon USA Investment Management, LLC (the “sub-adviser”), invests, under normal circumstances, at least 80% of the fund’s net assets (plus the amount of borrowings, if any, for investment purposes) in fixed-income securities, which may include U.S. government and foreign government bonds and notes (including emerging markets), mortgage-backed, commercial mortgage-backed, and asset-backed securities (including collateralized mortgage obligations), corporate bonds of issuers in the U.S. and foreign countries (including emerging markets), convertible bonds and other convertible securities, bank loans and loan participations, structured notes, and preferred securities.

Under normal circumstances, at least 50% of the fund’s net assets will be invested in (a) debt securities rated investment grade or higher (rated at least BBB by Standard & Poor’s or

Fitch or Baa by Moody's) by at least two rating agencies or, if  
unrated, are

determined to be of comparable quality by the sub-adviser; (b) securities issued or guaranteed by the U.S. government or its agencies or instrumentalities; (c) commercial paper rated Prime, Prime-1 or Prime-2 by NCO/Moody's Commercial Paper Division, or A-1 or A-2 by Standard & Poor's; and/or (d) cash or cash equivalents. Up to 50% of the fund's net assets may be invested in debt securities that do not meet the investment grade criteria referred to above (commonly known as "junk bonds"). The fund may invest up to 20% of its net assets in equity securities, such as common stocks, rights, warrants or preferred stock. The fund may invest in securities of any maturity and does not have a target average duration.

The sub-adviser uses a combination of a global "top-down" analysis of the macroeconomic and interest rate environments and global asset classes and proprietary "bottom-up" research of sectors, industries, issuers and individual securities. In the sub-adviser's "top-down" approach, the sub-adviser analyzes various fundamental, technical, sentiment and valuation factors that affect the movement and relative value of markets and securities prices worldwide. In its proprietary "bottom-up" research of corporate and sovereign debt and other fixed income securities, the sub-adviser considers various fundamental and other factors, such as creditworthiness, capital structure, covenants, cash flows and, as applicable, collateral. The sub-adviser's research analysts integrate environmental, social and governance matters within their analytical process alongside traditional credit analysis. The sub-adviser uses this combined "top-down" and "bottom-up" approach to determine asset class, sector, security, yield curve and duration positions for the fund.

The fund may, but is not required to, engage in certain investment strategies involving derivatives, such as options, futures, forward currency contracts and swaps, including, but not limited to, interest rate, total return and credit default swaps. These investment strategies may be employed as a hedging technique, as a means of altering investment characteristics of the fund's portfolio (such as shortening or lengthening duration), in an attempt to enhance returns or for other purposes.

The fund may purchase securities on a when-issued, delayed delivery or forward commitment basis.

**Principal Risks:** Risk is inherent in all investing. Many factors and risks affect the fund's performance, including those described below. The value of your investment in the fund, as well as the amount of return you receive on your investment, may fluctuate significantly day to day and over time. You may lose part or all of your investment in the fund or your investment may not perform as well as other similar investments. The following is a summary description of principal risks (in alphabetical order after certain key risks) of investing in the fund. An investment in the fund is not a bank deposit and is not insured or guaranteed by the Federal Deposit Insurance Corporation or any other government agency. **You may lose money if you invest in this fund.**

**Market** – The market values of the fund's securities and other assets will fluctuate, sometimes sharply and unpredictably, due to changes in general market conditions, overall economic trends or events, governmental actions or interventions, actions taken by the

U.S. Federal Reserve or foreign central banks, political developments, investor sentiment, public health emergencies such as a pandemic, and other factors that may or may not be related to the issuer of the security or other asset. The market prices of securities and other assets also may go down due to events or conditions that affect particular sectors, industries or issuers. Adverse market conditions may be prolonged and may not have the same impact on all types of securities or other assets.

Economies and financial markets throughout the world are increasingly interconnected. Economic, financial or political events, trading and tariff arrangements, public health events, terrorism, technology and data interruptions, natural disasters, and other circumstances in one or more countries or regions could be highly disruptive to, and have profound impacts on, global economies or markets. As a result, whether or not the fund invests in securities of issuers located in or with significant exposure to the countries directly affected, the value and liquidity of the fund's investments may go down.

The COVID-19 pandemic has caused substantial market disruption around the world, including the U.S. There have been periods of extreme volatility, and periods where there have been no buyers for certain securities, including U.S. Treasury securities. Some sectors of the economy and individual issuers have experienced particularly large losses. The pandemic has reduced liquidity of particular investments and asset classes; resulted in significant disruptions to business operations, including business closures; strained healthcare systems; disrupted supply chains, consumer demand and employee availability; and restricted travel. These conditions may continue for an extended period of time, or worsen. The pandemic may result in a sustained domestic or global economic downturn or recession. Developing or emerging market countries may be more adversely impacted. The ultimate economic fallout from the pandemic, and the long-term impact on economies, markets, industries and individual issuers, are not known.

The U.S. government and the Federal Reserve, as well as certain foreign governments and central banks, have taken extraordinary actions to support local and global economies and the financial markets in response to the COVID-19 pandemic. These actions have resulted in significant expansion of public debt, including in the U.S. The long-term consequences of this level of public debt are not known. In addition, certain interest rates have been reduced to very low levels. This and other government intervention into the economy and financial markets to address the pandemic may not work as intended, particularly if the efforts are perceived by investors as being unlikely to achieve the desired results.

The COVID-19 pandemic could continue to adversely affect the value and liquidity of the fund's investments, impair the fund's ability to satisfy redemption requests, and negatively impact the fund's performance.

**Fixed-Income Securities** – Fixed-income securities are subject to risks including credit risk, interest rate risk, counterparty risk, prepayment risk, extension risk, valuation risk, and liquidity risk. The value of fixed-income securities may go up or down, sometimes rapidly and unpredictably, due to general market conditions, such as real or perceived adverse economic or political conditions, tariffs and trade disruptions, inflation, changes in interest rates, lack of liquidity in the bond markets or adverse investor sentiment.

In addition, the value of a fixed-income security may decline if the issuer or other obligor of the security fails to pay principal and/or interest, otherwise defaults or has its credit rating downgraded or is perceived to be less creditworthy, or the credit quality or value of any underlying assets declines. If the value of fixed-income securities owned by the fund falls, the value of your investment will go down. The fund may lose its entire investment in the fixed-income securities of an issuer.

**Credit** – If an issuer or other obligor (such as a party providing insurance or other credit enhancement) of a security held by the fund or a counterparty to a financial contract with the fund is unable or unwilling to meet its financial obligations, or is downgraded or perceived to be less creditworthy (whether by market participants or otherwise), or if the value of any underlying assets declines, the value of your investment will typically decline. A decline may be significant, particularly in certain market environments. In addition, the fund may incur costs and may be hindered or delayed in enforcing its rights against an issuer, obligor or counterparty.

**Interest Rate** – Interest rates in the U.S. and certain foreign markets have been low relative to historic levels. The fund faces a risk that interest rates may rise. The value of fixed income securities generally goes down when interest rates rise. A rise in rates tends to have a greater impact on the prices of longer term or duration securities. Changes in interest rates also may affect the liquidity of the fund's investments. A general rise in interest rates may cause investors to sell fixed income securities on a large scale, which could adversely affect the price and liquidity of fixed income securities generally and could also result in increased redemptions from the fund. Increased redemptions could cause the fund to sell securities at inopportune times or depressed prices and result in further losses.

**Mortgage-Related and Asset-Backed Securities** – The value of mortgage-related and asset-backed securities will be influenced by factors affecting the housing market and the assets underlying such securities. As a result, during periods of declining asset values, difficult or frozen credit markets, swings in interest rates, or deteriorating economic conditions, mortgage-related and asset-backed securities may decline in value, face valuation difficulties, become more volatile and/or become illiquid, which could negatively impact the fund. Mortgage-backed securities represent direct or indirect participations in, or are collateralized by and payable from, mortgage loans secured by real property. Asset-backed securities represent participations in, or are secured by and payable from, assets such as installment sales or loan contracts, leases, credit card receivables and other categories of receivables. The value of mortgage-backed and asset-backed securities may be affected by changes in credit quality or value of the mortgage loans or other assets that support the securities. Mortgage-backed and asset-backed securities are subject to prepayment or call and extension risks. Some of these securities may receive little or no collateral protection from the underlying assets.

**High-Yield Debt Securities** – High-yield debt securities, commonly referred to as “junk” bonds, are securities that are rated below “investment grade” or are of comparable quality. Changes in interest rates, the market's perception of the issuers, the creditworthiness of the issuers and negative perceptions of the junk bond market generally may significantly affect the value of these bonds.

Junk bonds are considered speculative, tend to be volatile, typically have a higher risk of default, tend to be less liquid and more difficult to value than higher grade securities, and may result in losses for the fund.

**Liquidity** – The fund may make investments that are illiquid or that become illiquid after purchase. Illiquid investments can be difficult to value, may trade at a discount from comparable, more liquid investments, and may be subject to wide fluctuations in value. If the fund is forced to sell an illiquid investment to meet redemption requests or other cash needs, the fund may be forced to sell at a substantial loss or may not be able to sell at all. Liquidity of particular investments, or even entire asset classes, including U.S. Treasury securities, can deteriorate rapidly, particularly during times of market turmoil, and those investments may be difficult or impossible for the fund to sell. This may prevent the fund from limiting losses.

**Counterparty** – The fund could lose money if the counterparties to derivatives, repurchase agreements and other financial contracts entered into for the fund do not fulfill their contractual obligations. In addition, the fund may incur costs and may be hindered or delayed in enforcing its rights against a counterparty.

**Extension** – When interest rates rise, repayments of fixed income securities, including asset- and mortgage-backed securities, may occur more slowly than anticipated, causing their market prices to decline.

**Prepayment or Call** – Many issuers have a right to prepay their fixed income securities. If this happens, the fund will not benefit from the rise in the market price of the securities that normally accompanies a decline in interest rates and may be forced to reinvest the prepayment proceeds in securities with lower yields.

**Bank Obligations** – Banks are sensitive to changes in money market and general economic conditions. Banks are highly regulated. Decisions by regulators may limit the loans banks make and the interest rates and fees they charge, and may reduce bank profitability.

**Management** – The value of your investment may go down if the investment manager's or sub-adviser's judgments and decisions are incorrect or otherwise do not produce the desired results, or if the fund's investment strategy does not work as intended. You may also suffer losses if there are imperfections, errors or limitations in the quantitative, analytic or other tools, resources, information and data used, investment techniques applied, or the analyses employed or relied on, by the investment manager or sub-adviser, if such tools, resources, information or data are used incorrectly or otherwise do not work as intended, or if the investment manager's or sub-adviser's investment style is out of favor or otherwise fails to produce the desired results. Any of these things could cause the fund to lose value or its results to lag relevant benchmarks or other funds with similar objectives.

**Active Trading** – The fund may purchase and sell securities without regard to the length of time held. Active trading may be more pronounced during periods of market volatility, may have a negative impact on performance by increasing transaction costs and may generate greater amounts of short-term capital gains.

**Convertible Securities** – Convertible securities are subject to risks associated with both fixed income and equity securities. For example, if market interest rates rise, the value of a

convertible security typically falls. In addition, a convertible security is subject

to the risk that the issuer will not be able to pay interest or dividends when due, and the market value of the security may change based on the issuer's actual or perceived creditworthiness. Since the convertible security derives a portion of its value from the underlying common stock, the security is also subject to the same types of market and issuer-specific risks that apply to the underlying common stock. Convertible securities generally offer lower interest or dividend yields than non-convertible securities of similar quality.

**Currency** – The value of a fund's investments in securities denominated in foreign currencies increases or decreases as the rates of exchange between those currencies and the U.S. dollar change. U.S. dollar-denominated securities of foreign issuers may also be affected by currency risk. Currency exchange rates can be volatile and may fluctuate significantly over short periods of time. Currency conversion costs and currency fluctuations could reduce or eliminate investment gains or add to investment losses. A fund may be unable or may choose not to hedge its foreign currency exposure.

**Currency Hedging** – The fund may hedge its currency risk using currency futures, forwards or options. However, hedging strategies and/or these instruments may not always work as intended, and a fund may be worse off than if it had not used a hedging strategy or instrument.

**Derivatives** – Risks of derivatives include leverage risk, liquidity risk, valuation risk, market risk, counterparty risk, credit risk, operational risk and legal risk. Use of derivatives can increase fund losses, reduce opportunities for gains, increase fund volatility, and not produce the result intended. Certain derivatives have the potential for unlimited loss, regardless of the size of the initial investment. Even a small investment in derivatives can have a disproportionate impact on the fund. Derivatives may be difficult to sell, unwind or value, and the counterparty (including, if applicable, the fund's clearing broker, the derivatives exchange or the clearinghouse) may default on its obligations to the fund. In certain cases, the fund may incur costs and may be hindered or delayed in enforcing its rights against or closing out derivatives instruments with a counterparty, which may result in additional losses. Derivatives are also generally subject to the risks applicable to the assets, rates, indices or other indicators underlying the derivative, including market risk, credit risk, liquidity risk, management and valuation risk. Also, suitable derivative transactions may not be available in all circumstances or at reasonable prices. The value of a derivative may fluctuate more or less than, or otherwise not correlate well with, the underlying assets, rates, indices or other indicators to which it relates. The fund may be required to segregate or earmark liquid assets or otherwise cover its obligations under derivatives transactions and may have to liquidate positions before it is desirable in order to meet these segregation and coverage requirements.

**Distressed or Defaulted Securities** – Investments in defaulted securities and obligations of distressed issuers, including securities that are, or may be, involved in reorganizations or other financial restructurings, either out of court or in bankruptcy, involve substantial risks in addition to the risks of investing in high-yield debt securities. These securities are considered speculative. The fund may incur costs to protect its investment, and the fund could lose its entire investment.

**Dollar Rolls** – The use of dollar rolls is a speculative technique involving leverage, and can have an economic effect similar to borrowing money. Dollar roll transactions involve the risk that the market value of the securities the fund is required to purchase may decline below the agreed upon repurchase price of those securities. If the broker/dealer to whom the fund sells securities becomes insolvent, the fund's ability to purchase or repurchase securities may be restricted.

**Emerging Markets** – Investments in securities of issuers located or doing business in emerging markets are subject to heightened foreign investments risks and may experience rapid and extreme changes in value. Emerging market countries tend to have less developed and less stable economic, political and legal systems and regulatory and accounting standards, may have policies that restrict investment by foreigners or that prevent foreign investors such as the fund from withdrawing their money at will, and are more likely to experience nationalization, expropriation and confiscatory taxation. In addition, emerging market securities may have low trading volumes and may be or become illiquid.

**Equity Securities** – Equity securities generally have greater risk of loss than debt securities. Stock markets are volatile and the value of equity securities may go up or down sometimes rapidly and unpredictably. The value of equity securities fluctuates based on real or perceived changes in a company's financial condition, factors affecting a particular industry or industries, and overall market, economic and political conditions. If the market prices of the equity securities owned by the fund fall, the value of your investment in the fund will decline. The fund may lose its entire investment in the equity securities of an issuer.

**Floating Rate Loans** – Floating rate loans are often made to borrowers whose financial condition is troubled or highly leveraged. These loans frequently are rated below investment grade and are therefore subject to "High-Yield Debt Securities" risk. There is no public market for floating rate loans and the loans may trade infrequently and be subject to wide bid/ask spreads. Many floating rate loans are subject to restrictions on resale. Floating rate loans may have trade settlement periods in excess of seven days, which may result in the fund not receiving proceeds from the sale of a loan for an extended period. As a result, the fund may be subject to greater "Liquidity" risk than a fund that does not invest in floating rate loans and the fund may be constrained in its ability to meet its obligations (including obligations to redeeming shareholders). The lack of an active trading market may also make it more difficult to value floating rate loans. Rising interest rates can lead to increased default rates as payment obligations increase.

**Focused Investing** – To the extent the fund invests in a limited number of countries, regions, sectors, industries or market segments, in a limited number of issuers, or in issuers in related businesses or that are subject to related operating risks, the fund will be more susceptible to negative events affecting those countries, regions, sectors, industries, segments or issuers, and the value of its shares may be more volatile than if it invested more widely.

**Foreign Investments** – Investing in securities of foreign issuers or issuers with significant exposure to foreign markets involves additional risks. Foreign markets can be less liquid, less regulated, less transparent and more volatile than U.S. markets. The value of the fund's foreign investments may decline, sometimes rapidly or unpredictably, because of factors affecting the particular issuer as



well as foreign markets and issuers generally, such as unfavorable or unsuccessful government actions, reduction of government or central bank support, tariffs and trade disruptions, political or financial instability, social unrest or other adverse economic or political developments. Foreign investments may be more difficult to value than investments in U.S. issuers.

**Hedging** – The fund may buy and sell futures contracts, put and call options, forward contracts and other instruments as a hedge. The fund's hedging strategies may not work as intended, and the fund may be in a less favorable position than if it had not used a hedging instrument.

**Inflation** – Inflation risk is the risk that the value of assets or income from investment will be worth less in the future as inflation decreases the value of money. As inflation increases, the real value of our common stock and distributions that we pay declines.

**Inflation-Protected Securities** – Inflation-protected debt securities may react differently from other types of debt securities and tend to react to changes in "real" interest rates, which represent nominal (stated) interest rates reduced by the expected impact of inflation. In general, the price of an inflation-protected debt security can fall when real interest rates rise, and can rise when real interest rates fall. Interest payments on inflation-protected debt securities can be unpredictable and will vary as the principal and/or interest is adjusted for inflation.

**Large Shareholder** – A significant portion of the fund's shares may be owned by other funds sponsored by Transamerica. Transactions by these funds may be disruptive to the management of the fund. For example, the fund may experience large redemptions and could be required to sell securities at a time when it may not otherwise desire to do so. Such transactions may increase the fund's brokerage and/or other transaction costs. In addition, sizeable redemptions could cause the fund's total expenses to increase.

**Leveraging** – To the extent that the fund borrows or uses derivatives or other investments, such as ETFs, that have embedded leverage, your investment may be subject to heightened volatility, risk of loss and costs. Other risks also will be compounded because leverage generally magnifies the effect of a change in the value of an asset and creates a risk of loss of value on a larger pool of assets than the fund would otherwise have. Use of leverage may result in the loss of a substantial amount, and possibly all, of the fund's assets. The fund also may have to sell assets at inopportune times to satisfy its obligations or meet segregation, coverage or margin requirements.

**Loans** – Loans are subject to the credit risk of nonpayment of principal or interest. Economic downturns or increases in interest rates may cause an increase in defaults, interest rate risk and liquidity risk. Loans may or may not be collateralized at the time of acquisition, and any collateral may be relatively illiquid or lose all or substantially all of its value subsequent to investment. The fund's investments in loans are also subject to prepayment or call risk.

**Municipal Securities** – The municipal bond market can be susceptible to unusual volatility, particularly for lower-rated and unrated securities. Liquidity can be reduced unpredictably in response to overall economic conditions or credit tightening. Municipal issuers may be adversely affected by rising health

the financial condition of one or more individual municipal issuers or insurers of municipal issuers, regulatory and political developments, tax law changes or other legislative actions, and by uncertainties and public perceptions concerning these and other factors. To the extent the fund invests significantly in a single state or in securities the payments on which are dependent upon a single project or source of revenues, or that relate to a sector or industry, the fund will be more susceptible to associated risks and developments. A number of municipal issuers have defaulted on obligations, commenced insolvency proceedings, or suffered credit downgrading. Financial difficulties of municipal issuers may continue or worsen.

Investment in municipal securities of issuers in Guam, Puerto Rico, the U.S. Virgin Islands, or other U.S. territories, may have more risks than tax-exempt securities issued by other issuers due to the political, social and/or economic conditions in the particular territory.

**Preferred Stock** – Preferred stock's right to dividends and liquidation proceeds is junior to the rights of a company's debt securities. The value of preferred stock may be subject to factors that affect fixed income and equity securities. The value of preferred stock tends to vary more with fluctuations in the underlying common stock and less with fluctuations in interest rates and tends to exhibit greater volatility.

**Privately Placed and Other Restricted Securities** – Restricted securities, which include private placements of private and public companies, are subject to legal or contractual restrictions on their resale. Restricted securities may be difficult to sell at the time and price a fund prefers. Restricted securities may be difficult to value properly and may involve greater risks than securities that are not subject to restrictions on resale, both of which may result in substantial losses. An insufficient number of eligible buyers interested in purchasing restricted securities held by a fund could adversely affect the marketability of such securities and a fund might be unable to dispose of such securities promptly or at reasonable prices, adversely affecting a fund's overall liquidity. Restricted securities may not be listed on an exchange and may have no active trading market. A fund may incur additional expense when disposing of restricted securities.

**Repurchase Agreements** – In a repurchase agreement, the fund purchases securities from a broker-dealer or a bank, called the counterparty, upon the agreement of the counterparty to repurchase the securities from the fund at a later date, and at a specified price. The securities purchased serve as the fund's collateral for the obligation of the counterparty to repurchase the securities. If the counterparty does not repurchase the securities, the fund is entitled to sell the securities, but the fund may not be able to sell them for the price at which they were purchased, thus causing a loss. If the counterparty becomes insolvent, there is some risk that the fund will not have a right to the securities, or the immediate right to sell the securities.

**Sovereign Debt** – Sovereign debt instruments are subject to the risk that the governmental entity may delay or fail to pay interest or repay principal on its sovereign debt. If a governmental entity defaults, it may ask for more time in which to pay or for further loans, or the debt may be restructured. There may be no established legal process for collecting sovereign debt that a government does

care costs, increasing unfunded pension liabilities, and by the phasing out of federal programs providing financial support. The value of municipal securities can also be adversely affected by changes in

not pay, nor are there bankruptcy proceedings through which all or part of the sovereign debt that a governmental entity has not repaid may be collected.

**Structured Instruments** – The fund may invest in, or have exposure to, various types of structured instruments, including securities that have demand, tender or put features, or interest rate reset features. Structured instruments are a type of derivative instrument and the payment and credit qualities of these instruments derive from the assets embedded in the structure from which they are issued. Structured instruments may be leveraged and may behave in ways not anticipated by the fund, or they may not receive tax, accounting or regulatory treatment anticipated by the fund. Structured instruments may also be less liquid and more difficult to value accurately than more traditional securities and instruments.

**Sustainability and Environmental, Social and Governance (“ESG”) Considerations** – Applying sustainability and/or ESG factors as part of the fund’s security selection process may impact the sub-adviser’s investment decisions. Sustainability and ESG factors are not uniformly defined and applying such factors involves subjective assessments. Sustainability and ESG ratings and assessments of issuers can vary across third party data providers and may change over time. Sustainability and ESG factors can be difficult to apply consistently across issuers, regions, countries, industries or sectors. The application of these factors could negatively impact the fund’s performance.

**To Be Announced (TBA) Transactions** – Although the securities that are delivered in TBA transactions must meet certain standards, there is a risk that the actual securities received by the fund may be less favorable than what was anticipated when entering into the transaction. TBA transactions also involve the risk that a counterparty will fail to deliver the security, exposing the fund to further losses.

**U.S. Government and Agency Obligations** – Government agency obligations have different levels of credit support and, therefore, different degrees of credit risk. Securities issued by agencies and instrumentalities of the U.S. government that are supported by the full faith and credit of the U.S. government generally present a lesser degree of credit risk than securities issued by agencies and instrumentalities sponsored by the U.S. government that are supported only by the issuer’s right to borrow from the U.S. Treasury and securities issued by agencies and instrumentalities sponsored by the U.S. government that are supported only by the credit of the issuing agencies. A security backed by the “full faith and credit” of the U.S. government is guaranteed only as to its stated interest rate and face value at maturity, not its current market price.

**Valuation** – The sales price the fund could receive for any particular portfolio investment may differ from the fund’s valuation of the investment, particularly for securities that trade in thin or volatile markets, that are priced based upon valuations provided by third-party pricing services that use matrix or evaluated pricing systems, or that are valued using a fair value methodology. These differences may increase significantly and affect fund investments more broadly during periods of market volatility. Investors who purchase or redeem fund shares on days when the fund is holding fair-valued securities may receive fewer or more shares or lower

or higher redemption proceeds than they would have received if the fund had not fair-valued securities or had used a different valuation methodology.

**Warrants and Rights** – Warrants and rights may be considered more speculative than certain other types of investments because they do not entitle a holder to the dividends or voting rights for the securities that may be purchased, and they do not represent any rights in the assets of the issuing company. If the warrant is not exercised before the expiration date, it generally expires without any value and the fund will lose any amount it paid for the warrant.

**Yield** – The amount of income received by the fund will go up or down depending on day-to-day variations in short-term interest rates, and the fund’s expenses could absorb all or a significant portion of the fund’s income. If interest rates increase, the fund’s yield may not increase proportionately.

**Performance:** The bar chart and the table below provide some indication of the risks of investing in the fund. The bar chart shows how the fund’s performance has varied from year to year. The table shows how the fund’s average annual total returns for different periods compare to the returns of a broad measure of market performance.

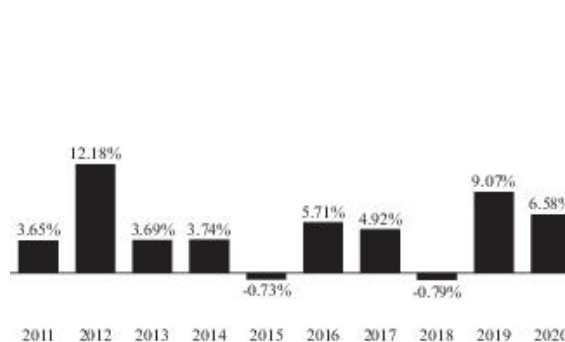
The bar chart does not reflect the impact of sales charges, which, if reflected, would lower the returns. The table includes deduction of applicable sales charges.

Absent any applicable fee waivers and/or expense limitations, performance would be lower.

In the “10 Years or Since Inception” column of the table, returns are shown for ten years or since inception of the share class, whichever is less. Index returns are for ten years.

As with all mutual funds, past performance (before and after taxes) is not a prediction of future results. Updated performance information is available on our website at [www.transamerica.com/individual/products/mutual-funds/performance/](http://www.transamerica.com/individual/products/mutual-funds/performance/) or by calling 1-888-233-4339.

#### Annual Total Returns (calendar years ended December 31) - Class A



	Quarter Ended	Return
Best Quarter:	6/30/2020	6.97%
Worst Quarter:	3/31/2020	-4.26%

**Average Annual Total Returns (periods ended December 31, 2020)**

	1 Year	5 Years	10 Years	Since Inception	Inception Date
Class A					06/29/1987
Return before taxes	1.50%	4.03%	4.22%		
Return after taxes on distributions	0.32%	2.56%	2.65%		
Return after taxes on distributions and sale of fund shares	0.89%	2.42%	2.55%		
Class C (Return before taxes only)	4.87%	4.36%	4.03%		11/11/2002
Class I (Return before taxes only)	7.02%	5.44%	5.08%		11/30/2009
Class R6 (Return before taxes only)	7.08%	5.53%	N/A	4.50%	05/29/2015
Bloomberg Barclays US Aggregate Bond Index (reflects no deduction for fees, expenses or taxes)	7.51%	4.44%	3.84%	3.90%	

The after-tax returns are calculated using the historic highest individual federal marginal income tax rates and do not reflect the impact of state and local taxes. Actual after-tax returns may depend on the investor's individual tax situation and may differ from those shown. After-tax returns may not be relevant if the investment is made through a tax-exempt or tax-deferred account, such as a 401(k) plan.

**After-tax returns are presented for only one class, and returns for other classes are presented before taxes only and will vary.**

**Management:**

*Investment Manager:* Transamerica Asset Management, Inc.

*Sub-Adviser:* Aegon USA Investment Management, LLC

*Portfolio Managers:*

Bradley D. Doyle, CFA	Portfolio Manager	since 2015
Jeremy Mead, CFA	Portfolio Manager	since 2017
Doug Weih, CFA	Portfolio Manager	since 2014
Brian W. Westhoff, CFA	Portfolio Manager	since 2005
James K. Schaeffer, Jr.	Portfolio Manager	since 2011

**Purchase and Sale of Fund Shares:** You may purchase, exchange or redeem shares of the fund on any day the New York Stock Exchange is open for business, online or through our website at [www.transamerica.com](http://www.transamerica.com), by mail to Transamerica Fund Services, Inc., P.O. Box 219945, Kansas City, MO 64121-9945, by telephone at 1-888-233-4339, by overnight mail to Transamerica Fund Services, Inc., 330 W. 9th Street, Kansas City, MO 64105 or through a financial intermediary.

Class R6 shares are intended for purchase by participants in certain retirement plans such as 401(k) plans, 457 plans, employer-sponsored 403(b) plans, profit sharing and money purchase plans, defined-benefit plans, non-qualified deferred compensation plans, IRAs and participants in certain health savings plans and health savings accounts under Section 223 of the Internal Revenue Code (eligible plans). Class R6 shares are available only when a plan's recordkeeper or financial service firm serving as an intermediary has an agreement with Transamerica Funds, and in such eligible

plans where Class R6 shares are held on the books of the funds through omnibus or Network Level 3 accounts (either at the plan level or at the level of the financial service firm serving as an intermediary).

The minimum initial purchase for Class A and C shares is \$1,000; the minimum subsequent investment is \$50. The minimum initial purchase for payroll deduction and automatic investment plans is \$500; the minimum subsequent investment is \$50 per monthly fund account investment. The minimum investment for Class I shares is \$1,000,000. There is no minimum investment for eligible plans investing in Class R6 shares.

**Tax Information:** Fund distributions may be taxable as ordinary income, qualified dividend income, or capital gains, except when your investment is in an IRA, 401(k) or other tax-advantaged investment plan. In that case, you may be taxed when you take a distribution from such plan, depending on the type of plan, the circumstances of your distribution and other factors.

**Payments to Broker-Dealers and Other Financial Intermediaries:** If you purchase the fund through a broker-dealer or other financial intermediary, the fund and/or its affiliates may pay the intermediary for the sale of fund shares and related services. These payments may create a conflict of interest by influencing the broker-dealer or other intermediary and your salesperson to recommend the fund over another investment. Ask your salesperson or visit your financial intermediary's website for more information.

## Transamerica Capital Growth

**Investment Objective:** Seeks to maximize long-term growth.

**Fees and Expenses:** This table describes the fees and expenses that you may pay if you buy, hold and sell shares of the fund. **You may pay other fees, such as brokerage commissions and other fees to financial intermediaries, which are not reflected in the tables and examples below.**

You may qualify for sales charge discounts if you and your family invest, or agree to invest in the future, at least \$50,000 in Transamerica Funds. More information about these and other discounts is available from your financial professional, in the “Waivers and Reductions of Sales Charges” section of the fund’s prospectus, in the Appendix – “Waivers and Discounts Available from Intermediaries,” and in the fund’s statement of additional information (SAI) under the heading “Purchase of Shares.”

### Shareholder Fees (fees paid directly from your investment)

Class:	A	C	I	R6
Maximum sales charge (load) imposed on purchases (as a percentage of offering price)	5.50%	None	None	None
Maximum deferred sales charge (load) (as a percentage of purchase price or redemption proceeds, whichever is lower)	None	<sup>1</sup> 1.00%	None	None

<sup>1</sup> Purchases of Class A shares in amounts of \$1 million or more that are not subject to an initial sales charge may be subject to a 1.00% contingent deferred sales charge if those shares are redeemed within 24 months of their purchase. A deferred sales charge on Class A and C shares may apply to certain redemptions of shares purchased by exchange from another Transamerica Fund.

### Annual Fund Operating Expenses (expenses that you pay each year as a percentage of the value of your investment)

Class:	A	C	I	R6
Management fees	0.67%	0.67%	0.67%	0.67%
Distribution and service (12b-1) fees	0.25%	1.00%	None	None
Other expenses	0.15%	0.15%	0.16%	0.05%
Total annual fund operating expenses	1.07%	1.82%	0.83%	0.72%

**Example:** This Example is intended to help you compare the cost of investing in the fund with the cost of investing in other mutual funds.

The Example assumes that you invest \$10,000 in the fund for the time periods indicated and then redeem all shares at the end of those periods (unless otherwise indicated). The Example also assumes that your investment has a 5% return each year and that the fund’s operating expenses remain the same. Although your actual costs may be higher or lower, based on these assumptions your costs would be:

### If the shares are redeemed at the end of each period:

	1 year	3 years	5 years	10 years
Class A	\$ 653	\$ 872	\$ 1,108	\$ 1,784
Class C	\$ 285	\$ 572	\$ 985	\$ 2,137
Class I	\$ 85	\$ 265	\$ 460	\$ 1,025
Class R6	\$ 74	\$ 230	\$ 401	\$ 894

### If the shares are not redeemed:

	1 year	3 years	5 years	10 years
Class A	\$ 653	\$ 872	\$ 1,108	\$ 1,784
Class C	\$ 185	\$ 572	\$ 985	\$ 2,137
Class I	\$ 85	\$ 265	\$ 460	\$ 1,025
Class R6	\$ 74	\$ 230	\$ 401	\$ 894

**Portfolio Turnover:** The fund pays transaction costs, such as commissions, when it buys and sells securities (or “turns over” its portfolio). A higher portfolio turnover rate may indicate higher transaction costs and may result in higher taxes when fund shares are held in a taxable account. These costs, which are not reflected in annual fund operating expenses or in the Example, affect the fund’s performance.

During the most recent fiscal year, the portfolio turnover rate for the fund was 52% of the average value of its portfolio.

### Principal Investment Strategies:

The fund’s sub-adviser, Morgan Stanley Investment Management Inc. (the “sub-adviser”), under normal circumstances, seeks long-term capital growth by investing primarily in established and emerging companies with capitalizations at the time of purchase within the range of companies included in the Russell 1000® Growth Index<sup>1</sup>, which as of December 31, 2020, was between \$564.5 million and \$2,270 billion. The fund typically invests in a relatively small number of companies. Growth stocks as a group may be out of favor and underperform the overall equity market for a long period of time, for example, while the market favors “value” stocks.

The fund may invest up to 25% of its net assets in securities of foreign issuers, including issuers located in emerging market or developing countries, securities classified as American Depositary Receipts (“ADRs”), Global Depositary Receipts (“GDRs”), American Depositary Shares (“ADSs”) or Global Depositary Shares (“GDSs”), foreign U.S. dollar denominated securities that are traded on a U.S. exchange and local shares of non-U.S. issuers. The sub-adviser considers an issuer to be from a particular country if (i) its principal securities trading market is in that country; (ii) alone or on a consolidated basis it derives 50% or more of its annual revenue from goods produced, sales made or services performed in that country; or (iii) it is organized under the laws of, or has a principal office in, that country. By applying these tests, it is possible that a particular company could be deemed to be from more than one country. The securities in which the fund may invest may be denominated in U.S. dollars or in currencies other than U.S. dollars. The fund may utilize foreign currency forward exchange contracts, which are derivatives, in connection with its investments in foreign securities. The fund’s equity investments may include common and preferred stocks, convertible securities and equity-linked securities, rights and warrants to purchase common stocks, depositary receipts, exchange-traded funds (“ETFs”), and other specialty securities having equity features.

<sup>1</sup> “Russell®” and other service marks and trademarks related to the Russell indexes are trademarks of the London Stock Exchange Group companies.

The sub-adviser emphasizes a “bottom-up” stock selection process, seeking attractive investments on an individual company basis. The sub-adviser actively integrates sustainability into its investment process by using environmental, social and governance (“ESG”) factors as a lens for additional fundamental research, which can contribute to investment decision-making.

**Principal Risks:** Risk is inherent in all investing. Many factors and risks affect the fund's performance, including those described below. The value of your investment in the fund, as well as the amount of return you receive on your investment, may fluctuate significantly day to day and over time. You may lose part or all of your investment in the fund or your investment may not perform as well as other similar investments. The following is a summary description of principal risks (in alphabetical order after certain key risks) of investing in the fund. An investment in the fund is not a bank deposit and is not insured or guaranteed by the Federal Deposit Insurance Corporation or any other government agency. **You may lose money if you invest in this fund.**

**Market** – The market values of the fund's securities and other assets will fluctuate, sometimes sharply and unpredictably, due to changes in general market conditions, overall economic trends or events, governmental actions or interventions, actions taken by the U.S. Federal Reserve or foreign central banks, political developments, investor sentiment, public health emergencies such as a pandemic, and other factors that may or may not be related to the issuer of the security or other asset. The market prices of securities and other assets also may go down due to events or conditions that affect particular sectors, industries or issuers. Adverse market conditions may be prolonged and may not have the same impact on all types of securities or other assets.

Economies and financial markets throughout the world are increasingly interconnected. Economic, financial or political events, trading and tariff arrangements, public health events, terrorism, technology and data interruptions, natural disasters, and other circumstances in one or more countries or regions could be highly disruptive to, and have profound impacts on, global economies or markets. As a result, whether or not the fund invests in securities of issuers located in or with significant exposure to the countries directly affected, the value and liquidity of the fund's investments may go down.

The COVID-19 pandemic has caused substantial market disruption around the world, including the U.S. There have been periods of extreme volatility, and periods where there have been no buyers for certain securities, including U.S. Treasury securities. Some sectors of the economy and individual issuers have experienced particularly large losses. The pandemic has reduced liquidity of particular investments and asset classes; resulted in significant disruptions to business operations, including business closures; strained healthcare systems; disrupted supply chains, consumer demand and employee availability; and restricted travel. These conditions may continue for an extended period of time, or worsen. The pandemic may result in a sustained domestic or global economic downturn or recession. Developing or emerging market countries may be more adversely impacted. The ultimate economic fallout from the pandemic, and the long-term impact on economies, markets, industries and individual issuers, are not known.

The U.S. government and the Federal Reserve, as well as certain foreign governments and central banks, have taken extraordinary actions to support local and global economies and the financial markets in response to the COVID-19 pandemic. These actions have resulted in significant expansion of public debt, including in the U.S. The long-term consequences of this level of public debt are not known. In addition, certain interest rates have been reduced to very low levels. This and other government intervention into the economy and financial markets to address the pandemic may not work as intended, particularly if the efforts are perceived by investors as being unlikely to achieve the desired results.

The COVID-19 pandemic could continue to adversely affect the value and liquidity of the fund's investments, impair the fund's ability to satisfy redemption requests, and negatively impact the fund's performance.

**Growth Stocks** – Returns on growth stocks may not move in tandem with returns on other categories of stocks or the market as a whole. Growth stocks typically are particularly sensitive to market movements and may involve larger price swings because their market prices tend to reflect future expectations. When it appears those expectations may not be met, the prices of growth securities typically fall. Growth stocks as a group may be out of favor and underperform the overall equity market for a long period of time, for example, while the market favors “value” stocks.

**Foreign Investments** – Investing in securities of foreign issuers or issuers with significant exposure to foreign markets involves additional risks. Foreign markets can be less liquid, less regulated, less transparent and more volatile than U.S. markets. The value of the fund's foreign investments may decline, sometimes rapidly or unpredictably, because of factors affecting the particular issuer as well as foreign markets and issuers generally, such as unfavorable or unsuccessful government actions, reduction of government or central bank support, tariffs and trade disruptions, political or financial instability, social unrest or other adverse economic or political developments. Foreign investments may be more difficult to value than investments in U.S. issuers.

**Large Capitalization Companies** – The fund's investments in large capitalization companies may underperform other segments of the market because they may be less responsive to competitive challenges and opportunities and unable to attain high growth rates during periods of economic expansion.

**Equity Securities** – Equity securities generally have greater risk of loss than debt securities. Stock markets are volatile and the value of equity securities may go up or down sometimes rapidly and unpredictably. The value of equity securities fluctuates based on real or perceived changes in a company's financial condition, factors affecting a particular industry or industries, and overall market, economic and political conditions. If the market prices of the equity securities owned by the fund fall, the value of your investment in the fund will decline. The fund may lose its entire investment in the equity securities of an issuer.

**Management** – The value of your investment may go down if the investment manager's or sub-adviser's judgments and decisions are incorrect or otherwise do not produce the desired results, or if the fund's investment strategy does not work as intended. You

may also suffer losses if there are imperfections, errors or limitations in the quantitative, analytic or other tools, resources, information and data used, investment techniques applied, or the analyses employed or relied on, by the investment manager or sub-adviser, if such tools, resources, information or data are used incorrectly or otherwise do not work as intended, or if the investment manager's or sub-adviser's investment style is out of favor or otherwise fails to produce the desired results. Any of these things could cause the fund to lose value or its results to lag relevant benchmarks or other funds with similar objectives.

**Active Trading** – The fund may purchase and sell securities without regard to the length of time held. Active trading may be more pronounced during periods of market volatility, may have a negative impact on performance by increasing transaction costs and may generate greater amounts of short-term capital gains.

**Convertible Securities** – Convertible securities are subject to risks associated with both fixed income and equity securities. For example, if market interest rates rise, the value of a convertible security typically falls. In addition, a convertible security is subject to the risk that the issuer will not be able to pay interest or dividends when due, and the market value of the security may change based on the issuer's actual or perceived creditworthiness. Since the convertible security derives a portion of its value from the underlying common stock, the security is also subject to the same types of market and issuer-specific risks that apply to the underlying common stock. Convertible securities generally offer lower interest or dividend yields than non-convertible securities of similar quality.

**Counterparty** – The fund could lose money if the counterparties to derivatives, repurchase agreements and other financial contracts entered into for the fund do not fulfill their contractual obligations. In addition, the fund may incur costs and may be hindered or delayed in enforcing its rights against a counterparty.

**Currency** – The value of a fund's investments in securities denominated in foreign currencies increases or decreases as the rates of exchange between those currencies and the U.S. dollar change. U.S. dollar-denominated securities of foreign issuers may also be affected by currency risk. Currency exchange rates can be volatile and may fluctuate significantly over short periods of time. Currency conversion costs and currency fluctuations could reduce or eliminate investment gains or add to investment losses. A fund may be unable or may choose not to hedge its foreign currency exposure.

**Currency Hedging** – The fund may hedge its currency risk using currency futures, forwards or options. However, hedging strategies and/or these instruments may not always work as intended, and a fund may be worse off than if it had not used a hedging strategy or instrument.

**Depository Receipts** – Depository receipts are generally subject to the same risks as are the foreign securities that they evidence or into which they may be converted, and they may be less liquid than the underlying shares in their primary trading market. Holders of depository receipts may have limited voting rights, and investment restrictions in certain countries may adversely impact the value of depository receipts because such restrictions may limit the ability to convert equity shares into depository receipts and vice versa.

**Derivatives** – Risks of derivatives include leverage risk, liquidity risk, valuation risk, market risk, counterparty risk, credit risk, operational risk and legal risk. Use of derivatives can increase fund losses, reduce opportunities for gains, increase fund volatility, and not produce the result intended. Certain derivatives have the potential for unlimited loss, regardless of the size of the initial investment. Even a small investment in derivatives can have a disproportionate impact on the fund. Derivatives may be difficult to sell, unwind or value, and the counterparty (including, if applicable, the fund's clearing broker, the derivatives exchange or the clearinghouse) may default on its obligations to the fund. In certain cases, the fund may incur costs and may be hindered or delayed in enforcing its rights against or closing out derivatives instruments with a counterparty, which may result in additional losses. Derivatives are also generally subject to the risks applicable to the assets, rates, indices or other indicators underlying the derivative, including market risk, credit risk, liquidity risk, management and valuation risk. Also, suitable derivative transactions may not be available in all circumstances or at reasonable prices. The value of a derivative may fluctuate more or less than, or otherwise not correlate well with, the underlying assets, rates, indices or other indicators to which it relates. The fund may be required to segregate or earmark liquid assets or otherwise cover its obligations under derivatives transactions and may have to liquidate positions before it is desirable in order to meet these segregation and coverage requirements.

**Emerging Markets** – Investments in securities of issuers located or doing business in emerging markets are subject to heightened foreign investments risks and may experience rapid and extreme changes in value. Emerging market countries tend to have less developed and less stable economic, political and legal systems and regulatory and accounting standards, may have policies that restrict investment by foreigners or that prevent foreign investors such as the fund from withdrawing their money at will, and are more likely to experience nationalization, expropriation and confiscatory taxation. In addition, emerging market securities may have low trading volumes and may be or become illiquid.

**Focused Investing** – To the extent the fund invests in a limited number of countries, regions, sectors, industries or market segments, in a limited number of issuers, or in issuers in related businesses or that are subject to related operating risks, the fund will be more susceptible to negative events affecting those countries, regions, sectors, industries, segments or issuers, and the value of its shares may be more volatile than if it invested more widely.

**Large Shareholder** – A significant portion of the fund's shares may be owned by other funds sponsored by Transamerica. Transactions by these funds may be disruptive to the management of the fund. For example, the fund may experience large redemptions and could be required to sell securities at a time when it may not otherwise desire to do so. Such transactions may increase the fund's brokerage and/or other transaction costs. In addition, sizeable redemptions could cause the fund's total expenses to increase.

**Leveraging** – To the extent that the fund borrows or uses derivatives or other investments, such as ETFs, that have embedded leverage, your investment may be subject to heightened volatility, risk of loss and costs. Other risks also will be compounded because leverage generally magnifies the effect

of a change in the value of an asset and creates a risk of loss of value on a larger pool of assets than the fund would otherwise have. Use of leverage may



result in the loss of a substantial amount, and possibly all, of the fund's assets. The fund also may have to sell assets at inopportune times to satisfy its obligations or meet segregation, coverage or margin requirements.

**Liquidity** – The fund may make investments that are illiquid or that become illiquid after purchase. Illiquid investments can be difficult to value, may trade at a discount from comparable, more liquid investments, and may be subject to wide fluctuations in value. If the fund is forced to sell an illiquid investment to meet redemption requests or other cash needs, the fund may be forced to sell at a substantial loss or may not be able to sell at all. Liquidity of particular investments, or even entire asset classes, including U.S. Treasury securities, can deteriorate rapidly, particularly during times of market turmoil, and those investments may be difficult or impossible for the fund to sell. This may prevent the fund from limiting losses.

**Preferred Stock** – Preferred stock's right to dividends and liquidation proceeds is junior to the rights of a company's debt securities. The value of preferred stock may be subject to factors that affect fixed income and equity securities. The value of preferred stock tends to vary more with fluctuations in the underlying common stock and less with fluctuations in interest rates and tends to exhibit greater volatility.

**Sustainability and Environmental, Social and Governance ("ESG") Considerations** - Applying sustainability and/or ESG factors as part of the fund's security selection process may impact the sub-adviser's investment decisions. Sustainability and ESG factors are not uniformly defined and applying such factors involves subjective assessments. Sustainability and ESG ratings and assessments of issuers can vary across third party data providers and may change over time. Sustainability and ESG factors can be difficult to apply consistently across issuers, regions, countries, industries or sectors. The application of these factors could negatively impact the fund's performance.

**Underlying Exchange-Traded Funds** – To the extent the fund invests its assets in underlying ETFs, its ability to achieve its investment objective will depend in part on the performance of the underlying ETFs in which it invests. Investing in underlying ETFs subjects the fund to the risks of investing in the underlying securities or assets held by those ETFs. Each of the underlying ETFs in which the fund may invest has its own investment risks, and those risks can affect the value of the underlying ETFs' shares and therefore the value of the fund's investments. There can be no assurance that the investment objective of any underlying ETF will be achieved. In addition, the fund will bear a pro rata portion of the operating expenses of the underlying ETFs in which it invests.

**Valuation** – The sales price the fund could receive for any particular portfolio investment may differ from the fund's valuation of the investment, particularly for securities that trade in thin or volatile markets, that are priced based upon valuations provided by third-party pricing services that use matrix or evaluated pricing systems, or that are valued using a fair value methodology. These differences may increase significantly and affect fund investments more broadly during periods of market volatility. Investors who purchase or redeem fund shares on days when the fund is holding fair-valued securities may receive fewer or more shares or lower

or higher redemption proceeds than they would have received if the fund had not fair-valued securities or had used a different valuation methodology.

**Warrants and Rights** – Warrants and rights may be considered more speculative than certain other types of investments because they do not entitle a holder to the dividends or voting rights for the securities that may be purchased, and they do not represent any rights in the assets of the issuing company. If the warrant is not exercised before the expiration date, it generally expires without any value and the fund will lose any amount it paid for the warrant.

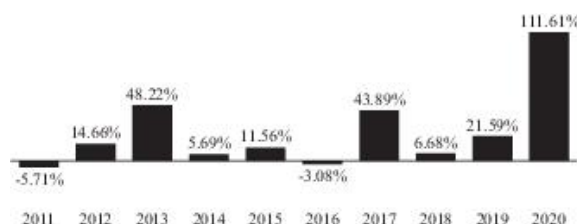
**Performance:** The bar chart and the table below provide some indication of the risks of investing in the fund. The bar chart shows how the fund's performance has varied from year to year. The table shows how the fund's average annual total returns for different periods compare to the returns of a broad measure of market performance.

The bar chart does not reflect the impact of sales charges, which, if reflected, would lower the returns. The table includes deduction of applicable sales charges.

As with all mutual funds, past performance (before and after taxes) is not a prediction of future results. Updated performance information is available on our website at [www.transamerica.com/individual/products/mutual-funds/performance/](http://www.transamerica.com/individual/products/mutual-funds/performance/) or by calling 1-888-233-4339.

Prior to March 22, 2011, the fund was named Transamerica Focus, had a different sub-adviser and used different investment strategies. The performance set forth prior to that date is attributable to the previous sub-adviser.

**Annual Total Returns (calendar years ended December 31) - Class A**



	Quarter Ended	Return
Best Quarter:	6/30/2020	57.81%
Worst Quarter:	12/31/2018	-16.29%

**Average Annual Total Returns (periods ended December 31, 2020)**

	1 Year	5 Years	10 Years	Since Inception	Inception Date
Class A					11/13/2009
Return before taxes	99.94%	29.32%	21.19%		
Return after taxes on distributions	97.65%	25.82%	19.21%		
Return after taxes on distributions and sale of fund shares	60.98%	22.70%	17.33%		
Class C (Return before taxes only)	108.97%	29.82%	21.04%		11/13/2009
Class I (Return before taxes only)	112.10%	31.13%	22.29%		11/30/2009
Class R6 (Return before taxes only)	112.32%	N/A	N/A	99.57%	10/18/2019
Russell 1000® Growth Index <sup>1</sup> (reflects no deduction for fees, expenses or taxes)	38.49%	21.00%	17.21%	40.53%	

<sup>1</sup> "Russell ®" and other service marks and trademarks related to the Russell indexes are trademarks of the London Stock Exchange Group companies.

The after-tax returns are calculated using the historic highest individual federal marginal income tax rates and do not reflect the impact of state and local taxes. Actual after-tax returns may depend on the investor's individual tax situation and may differ from those shown. After-tax returns may not be relevant if the investment is made through a tax-exempt or tax-deferred account, such as a 401(k) plan.

**After-tax returns are presented for only one class, and returns for other classes are presented before taxes only and will vary.**

**Management:**

*Investment Manager:* Transamerica Asset Management, Inc.

*Sub-Adviser:* Morgan Stanley Investment Management Inc.

*Portfolio Managers:*

Dennis P. Lynch	Lead Portfolio Manager	since 2011
Sam G. Chainani, CFA	Portfolio Manager	since 2011
Jason C. Yeung, CFA	Portfolio Manager	since 2011
David S. Cohen	Portfolio Manager	since 2011
Armistead B. Nash	Portfolio Manager	since 2011
Alexander T. Norton	Portfolio Manager	since 2011

**Purchase and Sale of Fund Shares:** You may purchase, exchange or redeem shares of the fund on any day the New York Stock Exchange is open for business, online or through our website at [www.transamerica.com](http://www.transamerica.com), by mail to Transamerica Fund Services, Inc., P.O. Box 219945, Kansas City, MO 64121-9945, by telephone at 1-888-233-4339, by overnight mail to Transamerica Fund Services, Inc., 330 W. 9th Street, Kansas City, MO 64105 or through a financial intermediary.

Class R6 shares are intended for purchase by participants in certain retirement plans such as 401(k) plans, 457 plans, employer-sponsored 403(b) plans, profit sharing and money purchase plans, defined-benefit plans, non-qualified deferred compensation plans, IRAs and participants in certain health savings plans and health savings accounts under Section 223 of the Internal Revenue Code (eligible plans). Class R6 shares are available only when a plan's recordkeeper or financial service

plans where Class R6 shares are held on the books of the funds through omnibus or Network Level 3 accounts (either at the plan level or at the level of the financial service firm serving as an intermediary).

The minimum initial purchase for Class A and C shares is \$1,000; the minimum subsequent investment is \$50. The minimum initial purchase for payroll deduction and automatic investment plans is \$500; the minimum subsequent investment is \$50 per monthly fund account investment. The minimum investment for Class I shares is \$1,000,000. There is no minimum investment for eligible plans investing in Class R6 shares.

**Tax Information:** Fund distributions may be taxable as ordinary income, qualified dividend income, or capital gains, except when your investment is in an IRA, 401(k) or other tax-advantaged investment plan. In that case, you may be taxed when you take a distribution from such plan, depending on the type of plan, the circumstances of your distribution and other factors.

**Payments to Broker-Dealers and Other Financial Intermediaries:** If you purchase the fund through a broker-dealer or other financial intermediary, the fund and/or its affiliates may pay the intermediary for the sale of fund shares and related services. These payments may create a conflict of interest by influencing the broker-dealer or other intermediary and your salesperson to recommend the fund over another investment. Ask your salesperson or visit your financial intermediary's website for more information.

firm serving as an intermediary has an agreement with Transamerica Funds, and in such eligible

## Transamerica Dynamic Income

**Investment Objective:** Seeks high current income as the primary objective with capital appreciation as a secondary objective.

**Fees and Expenses:** This table describes the fees and expenses that you may pay if you buy, hold and sell shares of the fund. **You may pay other fees, such as brokerage commissions and other fees to financial intermediaries, which are not reflected in the tables and examples below.**

You may qualify for sales charge discounts if you and your family invest, or agree to invest in the future, at least \$50,000 in Transamerica Funds. More information about these and other discounts is available from your financial professional, in the “Waivers and Reductions of Sales Charges” section of the fund’s prospectus, in the Appendix – “Waivers and Discounts Available from Intermediaries,” and in the fund’s statement of additional information (SAI) under the heading “Purchase of Shares.”

### Shareholder Fees (fees paid directly from your investment)

	Class:	A	C	I
Maximum sales charge (load) imposed on purchases (as a percentage of offering price)		4.75%	None	None
Maximum deferred sales charge (load) (as a percentage of purchase price or redemption proceeds, whichever is lower)		None	<sup>1</sup> 1.00%	None

<sup>1</sup> Purchases of Class A shares in amounts of \$1 million or more that are not subject to an initial sales charge may be subject to a 1.00% contingent deferred sales charge if those shares are redeemed within 24 months of their purchase. A deferred sales charge on Class A and C shares may apply to certain redemptions of shares purchased by exchange from another Transamerica Fund.

### Annual Fund Operating Expenses (expenses that you pay each year as a percentage of the value of your investment)

	Class:	A	C	I
Management fees		0.50%	0.50%	0.50%
Distribution and service (12b-1) fees		0.25%	1.00%	None
Other expenses		0.27%	0.27%	0.23%
Acquired fund fees and expenses <sup>1</sup>		0.42%	0.42%	0.42%
Total annual fund operating expenses		1.44%	2.19%	1.15%
Fee waiver and/or expense reimbursement <sup>2</sup>		0.10%	0.10%	0.06%
Total annual fund operating expenses after fee waiver and/or expense reimbursement		1.34%	2.09%	1.09%

1 Acquired fund fees and expenses reflect the fund’s pro rata share of the fees and expenses incurred by investing in other investment companies. Acquired fund fees and expenses are not included in the calculation of the ratios of expenses to average net assets shown in the Financial Highlights section of the fund’s prospectus.

2 Contractual arrangements have been made with the fund’s investment manager, Transamerica Asset Management, Inc. (“TAM”), through March 1, 2022 to waive fees and/or reimburse fund expenses to the extent that total annual fund operating expenses exceed 0.92% for Class A shares, 1.67% for Class C shares, and 0.67% for Class I shares, excluding, as applicable, acquired fund fees and expenses, interest, taxes, brokerage commissions, dividend and interest expenses on securities sold short, extraordinary expenses and other expenses not incurred in the ordinary course of the fund’s business. These arrangements cannot be terminated prior to March 1, 2022 without the Board of Trustees’ consent. TAM is permitted to recapture amounts waived and/or reimbursed to a class during any of the 36 months from the date on which TAM waived fees and/or reimbursed expenses for the class if the class’ total annual fund operating expenses have fallen to a level below the limits described

above. In no case will TAM recapture any amount that would result, on any particular business day of the fund, in the class’ total annual operating expenses exceeding the applicable limits described above or any other lower limit then in effect.

**Example:** This Example is intended to help you compare the cost of investing in the fund with the cost of investing in other mutual funds.

The Example assumes that you invest \$10,000 in the fund for the time periods indicated and then redeem all shares at the end of those periods (unless otherwise indicated). The Example also assumes that your investment has a 5% return each year and that the fund’s operating expenses remain the same. Only the 1 year dollar amount shown below reflects TAM’s agreement to waive fees and/or reimburse fund expenses. Although your actual costs may be higher or lower, based on these assumptions your costs would be:

### If the shares are redeemed at the end of each period:

	1 year	3 years	5 years	10 years
Class A	\$ 605	\$ 900	\$ 1,215	\$ 2,109
Class C	\$ 312	\$ 676	\$ 1,165	\$ 2,516
Class I	\$ 111	\$ 359	\$ 627	\$ 1,392

### If the shares are not redeemed:

	1 year	3 years	5 years	10 years
Class A	\$ 605	\$ 900	\$ 1,215	\$ 2,109
Class C	\$ 212	\$ 676	\$ 1,165	\$ 2,516
Class I	\$ 111	\$ 359	\$ 627	\$ 1,392

**Portfolio Turnover:** The fund pays transaction costs, such as commissions, when it buys and sells securities (or “turns over” its portfolio). A higher portfolio turnover rate may indicate higher transaction costs and may result in higher taxes when fund shares are held in a taxable account. These costs, which are not reflected in annual fund operating expenses or in the Example, affect the fund’s performance.

During the most recent fiscal year, the portfolio turnover rate for the fund was 38% of the average value of its portfolio.

**Principal Investment Strategies:** The fund is a fund of funds. The fund’s sub-adviser, QS Investors, LLC (the “sub-adviser”), seeks to achieve the fund’s objective by investing primarily in a combination of underlying exchange-traded funds (“ETFs”).

The sub-adviser uses a largely quantitative process to seek an income focused portfolio that has a high yield and corresponds to a targeted risk level. As part of the investment process, the sub-adviser defines a universe of ETFs that generate regular income and then estimates the yield on each ETF. The sub-adviser incorporates various inputs focused on income and risk into a proprietary quantitative model and includes constraints and metrics that limit asset class exposures to ensure a level of portfolio diversification. The sub-adviser may exercise its judgment in managing the fund and may, in its discretion, adjust, change, or even disregard the quantitative model at any time. The desired output of the process is a well-diversified income portfolio.

The sub-adviser's asset allocation strategy involves making adjustments to the fund's asset mix, utilizing, among other things, the sub-adviser's research on various risk and income considerations, in an effort to maximize yields relative to identified risks as market and economic conditions change. The sub-adviser's selections of individual ETFs in a given asset class may be driven by income, risk, diversification, liquidity, fees, or other investment considerations.

Under normal circumstances, the fund's equity allocation will generally vary between approximately 30% and 35% of its net assets. The equity allocation normally involves a combination of domestic and non-U.S. ETFs, consisting of any mixture of large, medium and small-cap styles and pursuing growth or value strategies. The fund's allocation to non-U.S. equity ETFs will generally not exceed more than 18% of the total net assets of the fund. The fund's allocation to bond ETFs (which may include domestic and non-U.S. government, corporate, high yield and structured bonds, including emerging market debt) will generally vary between approximately 65% and 70% of its net assets. The sum of the fund's allocation to high yield (commonly known as "junk bonds") and emerging market fixed income asset classes will generally not exceed 60% of the fund's net assets. The fund's allocation to non-U.S. fixed income ETFs will generally not exceed 35% of the net assets of the fund.

The sub-adviser normally dynamically rebalances assets on a monthly basis and rotates the fund's assets semi-annually, or as needed dependent upon market conditions, among various asset classes in an effort to take advantage of changing conditions that the sub-adviser believes favor one asset class over another. Based on its analysis of risk and income characteristics, the sub-adviser will generally increase the allocation to the asset classes that the sub-adviser believes have a higher probability of contributing to a higher yield at a reasonable risk level. The investment process incorporates a limit of 20% of the fund's net assets to any single ETF and also employs diversification measures in an effort to ensure the fund includes exposure to multiple asset classes.

It is the fund's goal to pay a monthly dividend that is generally consistent in amount based on current market conditions, including current interest rates. The dividend will be calculated based on estimates of expected dividends from the fund's holdings. Actual dividends received by the fund may vary from the estimates, and subsequent monthly dividends will be adjusted accordingly.

Each underlying ETF has its own investment objective, principal investment strategies and investment risks. It is not possible to predict the extent to which the fund will be invested in a particular underlying ETF at any time. The fund may be a significant shareholder in certain underlying ETFs. The sub-adviser may change the fund's asset allocations and underlying ETFs at any time without investor approval and without notice to investors.

**Principal Risks:** Risk is inherent in all investing. Many factors and risks affect the fund's performance, including those described below. The value of your investment in the fund, as well as the amount of return you receive on your investment, may fluctuate significantly day to day and over time. You may lose part or all of your investment in the fund or your investment may not perform

as well as other similar investments. The fund, through its investment in underlying funds, is subject to the risks of the underlying funds. The following is a summary description of principal risks (in alphabetical order after certain key risks) of investing in the fund (either directly or through its investment in underlying funds). Each risk described below may not apply to each underlying fund and an underlying fund may be subject to different or additional risks than those described below. An investment in the fund is not a bank deposit and is not insured or guaranteed by the Federal Deposit Insurance Corporation or any other government agency. **You may lose money if you invest in this fund.**

**Market** – The market values of the fund's securities and other assets will fluctuate, sometimes sharply and unpredictably, due to changes in general market conditions, overall economic trends or events, governmental actions or interventions, actions taken by the U.S. Federal Reserve or foreign central banks, political developments, investor sentiment, public health emergencies such as a pandemic, and other factors that may or may not be related to the issuer of the security or other asset. The market prices of securities and other assets also may go down due to events or conditions that affect particular sectors, industries or issuers. Adverse market conditions may be prolonged and may not have the same impact on all types of securities or other assets.

Economies and financial markets throughout the world are increasingly interconnected. Economic, financial or political events, trading and tariff arrangements, public health events, terrorism, technology and data interruptions, natural disasters, and other circumstances in one or more countries or regions could be highly disruptive to, and have profound impacts on, global economies or markets. As a result, whether or not the fund invests in securities of issuers located in or with significant exposure to the countries directly affected, the value and liquidity of the fund's investments may go down.

The COVID-19 pandemic has caused substantial market disruption around the world, including the U.S. There have been periods of extreme volatility, and periods where there have been no buyers for certain securities, including U.S. Treasury securities. Some sectors of the economy and individual issuers have experienced particularly large losses. The pandemic has reduced liquidity of particular investments and asset classes; resulted in significant disruptions to business operations, including business closures; strained healthcare systems; disrupted supply chains, consumer demand and employee availability; and restricted travel. These conditions may continue for an extended period of time, or worsen. The pandemic may result in a sustained domestic or global economic downturn or recession. Developing or emerging market countries may be more adversely impacted. The ultimate economic fallout from the pandemic, and the long-term impact on economies, markets, industries and individual issuers, are not known.

The U.S. government and the Federal Reserve, as well as certain foreign governments and central banks, have taken extraordinary actions to support local and global economies and the financial markets in response to the COVID-19 pandemic. These actions have resulted in significant expansion of public debt, including in the U.S. The long-term consequences of this level of public debt are not known. In addition, certain interest rates have

been reduced to very low levels. This and other government intervention into the economy and financial markets to address the pandemic may not work as intended, particularly if the efforts are perceived by investors as being unlikely to achieve the desired results.

The COVID-19 pandemic could continue to adversely affect the value and liquidity of the fund's investments, impair the fund's ability to satisfy redemption requests, and negatively impact the fund's performance.

**Tactical and Strategic Asset Allocation** – The fund's tactical asset allocation strategy involves making short-term adjustments to the fund's asset mix, utilizing the sub-adviser's research on various risk and return considerations, in an effort to optimize returns relative to risks as market and economic conditions change. The fund's strategic asset allocation strategy is similar, but with a somewhat longer-term outlook. These strategies tend to produce higher turnover than those that adhere to a longer term outlook, which may result in higher transaction costs. These strategies may not work as intended. The fund may not achieve its objective and may not perform as well as other funds using other asset management strategies.

**Model and Data** – If quantitative models, algorithms or calculations (whether proprietary and developed by the sub-adviser or supplied by third parties) ("Models") or information or data supplied by third parties ("Data") prove to be incorrect or incomplete, any decisions made, in whole or part, in reliance thereon expose the fund to additional risks. Models can be predictive in nature. The use of predictive Models has inherent risks. The success of relying on or otherwise using Models depends on a number of factors, including the validity, accuracy and completeness of the Model's development, implementation and maintenance, the Model's assumptions, factors, algorithms and methodologies, and the accuracy and reliability of the supplied historical or other Data. Models rely on, among other things, correct and complete Data inputs. If incorrect Data is entered into even a well-founded Model, the resulting information will be incorrect. However, even if Data is input correctly, Model prices may differ substantially from market prices, especially for securities with complex characteristics. Investments selected with the use of Models may perform differently than expected as a result of the design of the Model, inputs into the Model or other factors. There also can be no assurance that the use of Models will result in effective investment decisions for the fund.

**Underlying Exchange-Traded Funds** – To the extent the fund invests its assets in underlying ETFs, its ability to achieve its investment objective will depend in part on the performance of the underlying ETFs in which it invests. Investing in underlying ETFs subjects the fund to the risks of investing in the underlying securities or assets held by those ETFs. Each of the underlying ETFs in which the fund may invest has its own investment risks, and those risks can affect the value of the underlying ETFs' shares and therefore the value of the fund's investments. There can be no assurance that the investment objective of any underlying ETF will be achieved. In addition, the fund will bear a pro rata portion of the operating expenses of the underlying ETFs in which it invests.

**Interest Rate** – Interest rates in the U.S. and certain foreign markets have been low relative to historic levels. The fund faces a risk that interest rates may rise. The value of fixed income securities generally goes down when interest rates rise. A rise in rates tends to have a greater impact on the prices of longer term or duration securities. Changes in interest rates also may affect the liquidity of the fund's investments. A general rise in interest rates may cause investors to sell fixed income securities on a large scale, which could adversely affect the price and liquidity of fixed income securities generally and could also result in increased redemptions from the fund. Increased redemptions could cause the fund to sell securities at inopportune times or depressed prices and result in further losses.

**Fixed-Income Securities** – Fixed-income securities are subject to risks including credit risk, interest rate risk, counterparty risk, prepayment risk, extension risk, valuation risk, and liquidity risk. The value of fixed-income securities may go up or down, sometimes rapidly and unpredictably, due to general market conditions, such as real or perceived adverse economic or political conditions, tariffs and trade disruptions, inflation, changes in interest rates, lack of liquidity in the bond markets or adverse investor sentiment. In addition, the value of a fixed-income security may decline if the issuer or other obligor of the security fails to pay principal and/or interest, otherwise defaults or has its credit rating downgraded or is perceived to be less creditworthy, or the credit quality or value of any underlying assets declines. If the value of fixed-income securities owned by the fund falls, the value of your investment will go down. The fund may lose its entire investment in the fixed-income securities of an issuer.

**Equity Securities** – Equity securities generally have greater risk of loss than debt securities. Stock markets are volatile and the value of equity securities may go up or down sometimes rapidly and unpredictably. The value of equity securities fluctuates based on real or perceived changes in a company's financial condition, factors affecting a particular industry or industries, and overall market, economic and political conditions. If the market prices of the equity securities owned by the fund fall, the value of your investment in the fund will decline. The fund may lose its entire investment in the equity securities of an issuer.

**Allocation** – The fund's investment performance, in large part, depends on the fund's asset class allocation and reallocation from time to time. The sub-adviser's decisions whether and when to tactically overweight or underweight asset classes, create and apply formulas for de-risking or ending de-risking and select a mix of underlying funds may not produce the desired results.

**Management** – The value of your investment may go down if the investment manager's or sub-adviser's judgments and decisions are incorrect or otherwise do not produce the desired results, or if the fund's investment strategy does not work as intended. You may also suffer losses if there are imperfections, errors or limitations in the quantitative, analytic or other tools, resources, information and data used, investment techniques applied, or the analyses employed or relied on, by the investment manager or sub-adviser, if such tools, resources, information or data are used incorrectly or otherwise do not work as intended, or if the investment manager's or sub-adviser's investment style is out of favor or otherwise fails

to produce the desired results. Any of these things could cause the fund to lose value or its results to lag relevant benchmarks or other funds with similar objectives.

**Active Trading** – The fund may purchase and sell securities without regard to the length of time held. Active trading may be more pronounced during periods of market volatility, may have a negative impact on performance by increasing transaction costs and may generate greater amounts of short-term capital gains.

**Asset Class Variation** – The underlying funds invest principally in the securities constituting their asset class (i.e., equity or fixed income) or underlying index components. However, an underlying fund may vary the percentage of its assets in these securities (subject to any applicable regulatory requirements). Depending upon the percentage of securities in a particular asset class held by the underlying funds at any given time, and the percentage of the fund's assets invested in various underlying funds, the fund's actual exposure to the securities in a particular asset class may vary substantially from its target allocation for that asset class.

**Counterparty** – The fund could lose money if the counterparties to derivatives, repurchase agreements and other financial contracts entered into for the fund do not fulfill their contractual obligations. In addition, the fund may incur costs and may be hindered or delayed in enforcing its rights against a counterparty.

**Credit** – If an issuer or other obligor (such as a party providing insurance or other credit enhancement) of a security held by the fund or a counterparty to a financial contract with the fund is unable or unwilling to meet its financial obligations, or is downgraded or perceived to be less creditworthy (whether by market participants or otherwise), or if the value of any underlying assets declines, the value of your investment will typically decline. A decline may be significant, particularly in certain market environments. In addition, the fund may incur costs and may be hindered or delayed in enforcing its rights against an issuer, obligor or counterparty.

**Currency** – The value of a fund's investments in securities denominated in foreign currencies increases or decreases as the rates of exchange between those currencies and the U.S. dollar change. U.S. dollar-denominated securities of foreign issuers may also be affected by currency risk. Currency exchange rates can be volatile and may fluctuate significantly over short periods of time. Currency conversion costs and currency fluctuations could reduce or eliminate investment gains or add to investment losses. A fund may be unable or may choose not to hedge its foreign currency exposure.

**Derivatives** – Risks of derivatives include leverage risk, liquidity risk, valuation risk, market risk, counterparty risk, credit risk, operational risk and legal risk. Use of derivatives can increase fund losses, reduce opportunities for gains, increase fund volatility, and not produce the result intended. Certain derivatives have the potential for unlimited loss, regardless of the size of the initial investment. Even a small investment in derivatives can have a disproportionate impact on the fund. Derivatives may be difficult to sell, unwind or value, and the counterparty (including, if applicable, the fund's clearing broker, the derivatives exchange or the clearinghouse) may default on its obligations to the fund. In certain cases, the fund may incur costs and may be hindered or delayed in

with a counterparty, which may result in additional losses. Derivatives are also generally subject to the risks applicable to the assets, rates, indices or other indicators underlying the derivative, including market risk, credit risk, liquidity risk, management and valuation risk. Also, suitable derivative transactions may not be available in all circumstances or at reasonable prices. The value of a derivative may fluctuate more or less than, or otherwise not correlate well with, the underlying assets, rates, indices or other indicators to which it relates. The fund may be required to segregate or earmark liquid assets or otherwise cover its obligations under derivatives transactions and may have to liquidate positions before it is desirable in order to meet these segregation and coverage requirements.

**Emerging Markets** – Investments in securities of issuers located or doing business in emerging markets are subject to heightened foreign investments risks and may experience rapid and extreme changes in value. Emerging market countries tend to have less developed and less stable economic, political and legal systems and regulatory and accounting standards, may have policies that restrict investment by foreigners or that prevent foreign investors such as the fund from withdrawing their money at will, and are more likely to experience nationalization, expropriation and confiscatory taxation. In addition, emerging market securities may have low trading volumes and may be or become illiquid.

**Extension** – When interest rates rise, repayments of fixed income securities, including asset- and mortgage-backed securities, may occur more slowly than anticipated, causing their market prices to decline.

**Focused Investing** – To the extent the fund invests in a limited number of countries, regions, sectors, industries or market segments, in a limited number of issuers, or in issuers in related businesses or that are subject to related operating risks, the fund will be more susceptible to negative events affecting those countries, regions, sectors, industries, segments or issuers, and the value of its shares may be more volatile than if it invested more widely.

**Foreign Investments** – Investing in securities of foreign issuers or issuers with significant exposure to foreign markets involves additional risks. Foreign markets can be less liquid, less regulated, less transparent and more volatile than U.S. markets. The value of the fund's foreign investments may decline, sometimes rapidly or unpredictably, because of factors affecting the particular issuer as well as foreign markets and issuers generally, such as unfavorable or unsuccessful government actions, reduction of government or central bank support, tariffs and trade disruptions, political or financial instability, social unrest or other adverse economic or political developments. Foreign investments may be more difficult to value than investments in U.S. issuers.

**Growth Stocks** – Returns on growth stocks may not move in tandem with returns on other categories of stocks or the market as a whole. Growth stocks typically are particularly sensitive to market movements and may involve larger price swings because their market prices tend to reflect future expectations. When it appears those expectations may not be met, the prices of growth securities typically fall. Growth stocks as a group may be out of favor and underperform the overall equity market for a long period of time, for example, while the market favors "value" stocks.

enforcing its rights against or closing out derivatives instruments

**High-Yield Debt Securities** – High-yield debt securities, commonly referred to as “junk” bonds, are securities that are rated below “investment grade” or are of comparable quality. Changes



in interest rates, the market's perception of the issuers, the creditworthiness of the issuers and negative perceptions of the junk bond market generally may significantly affect the value of these bonds. Junk bonds are considered speculative, tend to be volatile, typically have a higher risk of default, tend to be less liquid and more difficult to value than higher grade securities, and may result in losses for the fund.

**Leveraging** – To the extent that the fund borrows or uses derivatives or other investments, such as ETFs, that have embedded leverage, your investment may be subject to heightened volatility, risk of loss and costs. Other risks also will be compounded because leverage generally magnifies the effect of a change in the value of an asset and creates a risk of loss of value on a larger pool of assets than the fund would otherwise have. Use of leverage may result in the loss of a substantial amount, and possibly all, of the fund's assets. The fund also may have to sell assets at inopportune times to satisfy its obligations or meet segregation, coverage or margin requirements.

**Liquidity** – The fund may make investments that are illiquid or that become illiquid after purchase. Illiquid investments can be difficult to value, may trade at a discount from comparable, more liquid investments, and may be subject to wide fluctuations in value. If the fund is forced to sell an illiquid investment to meet redemption requests or other cash needs, the fund may be forced to sell at a substantial loss or may not be able to sell at all. Liquidity of particular investments, or even entire asset classes, including U.S. Treasury securities, can deteriorate rapidly, particularly during times of market turmoil, and those investments may be difficult or impossible for the fund to sell. This may prevent the fund from limiting losses.

**Mortgage-Related and Asset-Backed Securities** – The value of mortgage-related and asset-backed securities will be influenced by factors affecting the housing market and the assets underlying such securities. As a result, during periods of declining asset values, difficult or frozen credit markets, swings in interest rates, or deteriorating economic conditions, mortgage-related and asset-backed securities may decline in value, face valuation difficulties, become more volatile and/or become illiquid, which could negatively impact the fund. Mortgage-backed securities represent direct or indirect participations in, or are collateralized by and payable from, mortgage loans secured by real property. Asset-backed securities represent participations in, or are secured by and payable from, assets such as installment sales or loan contracts, leases, credit card receivables and other categories of receivables. The value of mortgage-backed and asset-backed securities may be affected by changes in credit quality or value of the mortgage loans or other assets that support the securities. Mortgage-backed and asset-backed securities are subject to prepayment or call and extension risks. Some of these securities may receive little or no collateral protection from the underlying assets.

**Prepayment or Call** – Many issuers have a right to prepay their fixed income securities. If this happens, the fund will not benefit from the rise in the market price of the securities that normally accompanies a decline in interest rates and may be forced to reinvest the prepayment proceeds in securities with lower yields.

**Real Estate Securities** – Investments in the real estate industry are subject to risks associated with direct investment in real estate. These risks include declines in the value of real estate, adverse

general and local economic conditions, increased competition, overbuilding and changes in laws and regulations affecting real estate, operating expenses, property taxes and interest rates. If the fund's real estate-related investments are concentrated in one geographic area or one property type, the fund will also be subject to the risks associated with that one area or property type. The value of the fund's real estate-related securities will not necessarily track the value of the underlying investments of the issuers of such securities.

**REITs** – Investing in real estate investment trusts ("REITs") involves unique risks. When the fund invests in REITs, it is subject to risks generally associated with investing in real estate. A REIT's performance depends on the types and locations of the properties it owns, how well it manages those properties and cash flow. REITs may have limited financial resources, may trade less frequently and in limited volume, may engage in dilutive offerings, and may be subject to more abrupt or erratic price movements than the overall securities markets. In addition to its own expenses, the fund will indirectly bear its proportionate share of any management and other expenses paid by REITs in which it invests. U.S. REITs are subject to a number of highly technical tax-related rules and requirements; and a U.S. REIT's failure to qualify for the favorable U.S. federal income tax treatment generally available to U.S. REITs could result in corporate-level taxation, significantly reducing the return on an investment to the fund.

**Small and Medium Capitalization Companies** – The fund will be exposed to additional risks as a result of its investments in the securities of small or medium capitalization companies. Small or medium capitalization companies may be more at risk than large capitalization companies because, among other things, they may have limited product lines, operating history, market or financial resources, or because they may depend on a limited management group. Securities of small and medium capitalization companies may be more volatile than and may underperform large capitalization companies, may be harder to sell at times and at prices the portfolio managers believe appropriate and may offer greater potential for losses.

**Sovereign Debt** – Sovereign debt instruments are subject to the risk that the governmental entity may delay or fail to pay interest or repay principal on its sovereign debt. If a governmental entity defaults, it may ask for more time in which to pay or for further loans, or the debt may be restructured. There may be no established legal process for collecting sovereign debt that a government does not pay, nor are there bankruptcy proceedings through which all or part of the sovereign debt that a governmental entity has not repaid may be collected.

**Structured Instruments** – The fund may invest in, or have exposure to, various types of structured instruments, including securities that have demand, tender or put features, or interest rate reset features. Structured instruments are a type of derivative instrument and the payment and credit qualities of these instruments derive from the assets embedded in the structure from which they are issued. Structured instruments may be leveraged and may behave in ways not anticipated by the fund, or they may not receive tax, accounting or regulatory treatment anticipated by the fund. Structured instruments may also be less liquid and more difficult to value accurately than more traditional securities and instruments.

**U.S. Government and Agency Obligations** – Government agency obligations have different levels of credit support and, therefore, different degrees of credit risk. Securities issued by agencies and instrumentalities of the U.S. government that are supported by the full faith and credit of the U.S. government generally present a lesser degree of credit risk than securities issued by agencies and instrumentalities sponsored by the U.S. government that are supported only by the issuer's right to borrow from the U.S. Treasury and securities issued by agencies and instrumentalities sponsored by the U.S. government that are supported only by the credit of the issuing agencies. A security backed by the "full faith and credit" of the U.S. government is guaranteed only as to its stated interest rate and face value at maturity, not its current market price.

**Valuation** – The sales price the fund could receive for any particular portfolio investment may differ from the fund's valuation of the investment, particularly for securities that trade in thin or volatile markets, that are priced based upon valuations provided by third-party pricing services that use matrix or evaluated pricing systems, or that are valued using a fair value methodology. These differences may increase significantly and affect fund investments more broadly during periods of market volatility. Investors who purchase or redeem fund shares on days when the fund is holding fair-valued securities may receive fewer or more shares or lower or higher redemption proceeds than they would have received if the fund had not fair-valued securities or had used a different valuation methodology.

**Value Investing** – The prices of securities the sub-adviser believes are undervalued may not appreciate as anticipated or may go down. The value approach to investing involves the risk that stocks may remain undervalued, undervaluation may become more severe, or perceived undervaluation may actually represent intrinsic value. Value stocks as a group may be out of favor and underperform the overall equity market for a long period of time, for example, while the market favors "growth" stocks.

**Performance:** The bar chart and the table below provide some indication of the risks of investing in the fund. The bar chart shows how the fund's performance has varied from year to year. The table shows how the fund's average annual total returns for different periods compare to the returns of a broad measure of market performance, as well as comparison to one or more secondary indices.

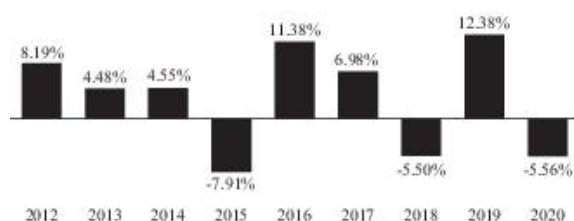
The bar chart does not reflect the impact of sales charges, which, if reflected, would lower the returns. The table includes deduction of applicable sales charges.

Absent any applicable fee waivers and/or expense limitations, performance would be lower.

As with all mutual funds, past performance (before and after taxes) is not a prediction of future results. Updated performance information is available on our website at [www.transamerica.com/individual/products/mutual-funds/performance/](http://www.transamerica.com/individual/products/mutual-funds/performance/) or by calling 1-888-233-4339.

Prior to May 1, 2015, the fund was named Transamerica Tactical Income, had a different sub-adviser and used different investment strategies. The performance set forth prior to that date is attributable to the previous sub-adviser.

#### Annual Total Returns (calendar years ended December 31) - Class A



	Quarter Ended	Return
Best Quarter:	6/30/2020	10.33%
Worst Quarter:	3/31/2020	-20.95%

#### Average Annual Total Returns (periods ended December 31, 2020)

	1 Year	5 Years	Since Inception	Inception Date
<b>Class A</b>				10/31/2011
Return before taxes	-10.04%	2.64%	2.48%	
Return after taxes on distributions	-11.09%	1.27%	0.75%	
Return after taxes on distributions and sale of fund shares	-5.88%	1.48%	1.20%	
<b>Class C (Return before taxes only)</b>	-7.23%	2.84%	2.25%	10/31/2011
<b>Class I (Return before taxes only)</b>	-5.32%	3.88%	3.27%	10/31/2011
iBoxx \$ Liquid High Yield Index (reflects no deduction for fees, expenses or taxes)	4.66%	7.71%	5.98%	
Transamerica Dynamic Income Blended Benchmark <sup>1</sup> (reflects no deduction for fees, expenses or taxes)	10.04%	9.12%	7.95%	

<sup>1</sup> The Transamerica Dynamic Income Blended Benchmark consists of the following: iBoxx \$ Liquid High Yield Index, 40%, Bloomberg Barclays US Aggregate Bond Index, 30% and S&P 500®, 30%. Calculations assume dividends and capital gains are reinvested and do not include any managerial expenses.

The after-tax returns are calculated using the historic highest individual federal marginal income tax rates and do not reflect the impact of state and local taxes. Actual after-tax returns may depend on the investor's individual tax situation and may differ from those shown. After-tax returns may not be relevant if the investment is made through a tax-exempt or tax-deferred account, such as a 401(k) plan.

**After-tax returns are presented for only one class, and returns for other classes are presented before taxes only and will vary.**

#### Management:

*Investment Manager:* Transamerica Asset Management, Inc.

*Sub-Adviser:* QS Investors, LLC

*Portfolio Managers:*

Lisa Wang, CFA	Portfolio Manager	since 2019
Thomas Picciocchi	Portfolio Manager	since 2015

**Purchase and Sale of Fund Shares:** You may purchase, exchange or redeem shares of the fund on any day the New York Stock Exchange is open for business, online or through our website at [www.transamerica.com](http://www.transamerica.com), by mail to Transamerica

Fund Services, Inc., P.O. Box 219945, Kansas City, MO 64121-9945, by telephone at 1-888-233-4339, by overnight mail to Transamerica Fund Services, Inc., 330 W. 9th Street, Kansas City, MO 64105 or through

a financial intermediary. The minimum initial purchase for Class A and C shares is \$1,000; the minimum subsequent investment is \$50. The minimum initial purchase for payroll deduction and automatic investment plan is \$500; the minimum subsequent investment is \$50 per monthly fund account investment. The minimum investment for Class I shares is \$1,000,000.

**Tax Information:** Fund distributions may be taxable as ordinary income, qualified dividend income, or capital gains, except when your investment is in an IRA, 401(k) or other tax-advantaged investment plan. In that case, you may be taxed when you take a distribution from such plan, depending on the type of plan, the circumstances of your distribution and other factors.

**Payments to Broker-Dealers and Other Financial Intermediaries:** If you purchase the fund through a broker-dealer or other financial intermediary, the fund and/or its affiliates may pay the intermediary for the sale of fund shares and related services. These payments may create a conflict of interest by influencing the broker-dealer or other intermediary and your salesperson to recommend the fund over another investment. Ask your salesperson or visit your financial intermediary's website for more information.

## Transamerica Emerging Markets Debt

**Investment Objective:** Seeks to generate a high total return through a combination of capital appreciation and income.

**Fees and Expenses:** This table describes the fees and expenses that you may pay if you buy, hold and sell shares of the fund. **You may pay other fees, such as brokerage commissions and other fees to financial intermediaries, which are not reflected in the tables and examples below.**

You may qualify for sales charge discounts if you and your family invest, or agree to invest in the future, at least \$50,000 in Transamerica Funds. More information about these and other discounts is available from your financial professional, in the “Waivers and Reductions of Sales Charges” section of the fund’s prospectus, in the Appendix – “Waivers and Discounts Available from Intermediaries,” and in the fund’s statement of additional information (SAI) under the heading “Purchase of Shares.”

### Shareholder Fees (fees paid directly from your investment)

Class:	A	C	I	R6
Maximum sales charge (load) imposed on purchases (as a percentage of offering price)	4.75%	None	None	None
Maximum deferred sales charge (load) (as a percentage of purchase price or redemption proceeds, whichever is lower)	None	1.00%	None	None

<sup>1</sup> Purchases of Class A shares in amounts of \$1 million or more that are not subject to an initial sales charge may be subject to a 1.00% contingent deferred sales charge if those shares are redeemed within 24 months of their purchase. A deferred sales charge on Class A and C shares may apply to certain redemptions of shares purchased by exchange from another Transamerica Fund.

### Annual Fund Operating Expenses (expenses that you pay each year as a percentage of the value of your investment)

Class:	A	C	I	R6
Management fees	0.63%	0.63%	0.63%	0.63%
Distribution and service (12b-1) fees	0.25%	1.00%	None	None
Other expenses	0.35%	0.26%	0.19%	0.09%
Total annual fund operating expenses	1.23%	1.89%	0.82%	0.72%

**Example:** This Example is intended to help you compare the cost of investing in the fund with the cost of investing in other mutual funds.

The Example assumes that you invest \$10,000 in the fund for the time periods indicated and then redeem all shares at the end of those periods (unless otherwise indicated). The Example also assumes that your investment has a 5% return each year and that the fund’s operating expenses remain the same. Although your actual costs may be higher or lower, based on these assumptions your costs would be:

### If the shares are redeemed at the end of each period:

	1 year	3 years	5 years	10 years
Class A	\$ 594	\$ 847	\$ 1,119	\$ 1,893
Class C	\$ 292	\$ 594	\$ 1,021	\$ 2,212
Class I	\$ 84	\$ 262	\$ 455	\$ 1,014
Class R6	\$ 74	\$ 230	\$ 401	\$ 894

### If the shares are not redeemed:

	1 year	3 years	5 years	10 years
Class A	\$ 594	\$ 847	\$ 1,119	\$ 1,893
Class C	\$ 192	\$ 594	\$ 1,021	\$ 2,212
Class I	\$ 84	\$ 262	\$ 455	\$ 1,014
Class R6	\$ 74	\$ 230	\$ 401	\$ 894

**Portfolio Turnover:** The fund pays transaction costs, such as commissions, when it buys and sells securities (or “turns over” its portfolio). A higher portfolio turnover rate may indicate higher transaction costs and may result in higher taxes when fund shares are held in a taxable account. These costs, which are not reflected in annual fund operating expenses or in the Example, affect the fund’s performance.

During the most recent fiscal year, the portfolio turnover rate for the fund was 236% of the average value of its portfolio.

**Principal Investment Strategies:** Under normal circumstances, the fund’s sub-adviser, MetLife Investment Management, LLC (the “sub-adviser”), invests at least 80% of the fund’s net assets (plus the amount of borrowings, if any, for investment purposes) in debt securities of issuers located in emerging market countries. Emerging market countries are countries that major international financial institutions, such as the World Bank, generally consider to be less economically mature than developed nations. Emerging market countries can include every nation in the world except the United States, Canada, Japan, Australia, New Zealand and most countries located in Western Europe. The fund normally invests primarily in fixed-income securities of government and government-related issuers and corporate issuers in emerging market countries.

The sub-adviser seeks to identify companies in emerging market countries that the sub-adviser believes are undervalued and have attractive or improving fundamentals. The sub-adviser analyzes the global economic environment and its impact on emerging markets. The fund normally invests its assets in local currency and hard currency (such as U.S. dollars and Euros) denominated emerging markets sovereign and corporate debt issues. The fund’s U.S. dollar and euro denominated sovereign exposure is expected to range between 30% and 100% and corporate exposure between 30% and 70%, and the fund’s local currency sovereign and corporate exposures is expected to range between 5% and 40%. The fund’s developed markets exposure will normally range between 0% and 10%. Generally, less than 10% of the fund’s assets will be invested in cash and cash equivalents.

The fund’s holdings may range in maturity from overnight to 30 years or more and will not be subject to any minimum credit rating standard. The fund may invest in debt securities that are rated below investment grade (commonly known as “junk bonds”), including defaulted securities. The sub-adviser does not expect defaulted securities to represent more than 5% of the fund’s portfolio at any one time. The sub-adviser may, when or if available, use certain strategies, including the use of derivatives, to seek to protect the fund from what are believed

to be overvalued currencies or to take advantage of what are believed to be undervalued currencies.

The sub-adviser may use forward currency contracts to hedge against a decline in the value of existing investments denominated in foreign currency. The sub-adviser generally considers selling a security when the sub-adviser determines that the holding no longer satisfies the fund's investment criteria.

The fund may invest in capital securities, which are hybrid securities that combine the characteristics of bonds and preferred stocks. The fund may invest in such securities in order to take advantage of the mispricing of subordinated risk within the marketplace. The sub-adviser does not expect that capital securities will represent more than 5% of the fund's assets at any one time.

The fund may also invest up to 25% of its assets in cross currency hedges, which involve the sale of one currency against the positive exposure to a different currency. Cross currency hedges may be used for hedging purposes or to establish an active exposure to the exchange rate between any two currencies.

The fund is non-diversified.

**Principal Risks:** Risk is inherent in all investing. Many factors and risks affect the fund's performance, including those described below. The value of your investment in the fund, as well as the amount of return you receive on your investment, may fluctuate significantly day to day and over time. You may lose part or all of your investment in the fund or your investment may not perform as well as other similar investments. The following is a summary description of principal risks (in alphabetical order after certain key risks) of investing in the fund. An investment in the fund is not a bank deposit and is not insured or guaranteed by the Federal Deposit Insurance Corporation or any other government agency. **You may lose money if you invest in this fund.**

**Market** – The market values of the fund's securities and other assets will fluctuate, sometimes sharply and unpredictably, due to changes in general market conditions, overall economic trends or events, governmental actions or interventions, actions taken by the U.S. Federal Reserve or foreign central banks, political developments, investor sentiment, public health emergencies such as a pandemic, and other factors that may or may not be related to the issuer of the security or other asset. The market prices of securities and other assets also may go down due to events or conditions that affect particular sectors, industries or issuers. Adverse market conditions may be prolonged and may not have the same impact on all types of securities or other assets.

Economies and financial markets throughout the world are increasingly interconnected. Economic, financial or political events, trading and tariff arrangements, public health events, terrorism, technology and data interruptions, natural disasters, and other circumstances in one or more countries or regions could be highly disruptive to, and have profound impacts on, global economies or markets. As a result, whether or not the fund invests in securities of issuers located in or with significant exposure to the countries directly affected, the value and liquidity of the fund's investments may go down.

The COVID-19 pandemic has caused substantial market disruption around the world, including the U.S. There have been periods of extreme volatility, and periods where there have been no buyers for certain securities, including U.S. Treasury securities.

Some sectors of the economy and individual issuers have experienced particularly large losses. The pandemic has reduced liquidity of particular investments and asset classes; resulted in significant disruptions to business operations, including business closures; strained healthcare systems; disrupted supply chains, consumer demand and employee availability; and restricted travel. These conditions may continue for an extended period of time, or worsen. The pandemic may result in a sustained domestic or global economic downturn or recession. Developing or emerging market countries may be more adversely impacted. The ultimate economic fallout from the pandemic, and the long-term impact on economies, markets, industries and individual issuers, are not known.

The U.S. government and the Federal Reserve, as well as certain foreign governments and central banks, have taken extraordinary actions to support local and global economies and the financial markets in response to the COVID-19 pandemic. These actions have resulted in significant expansion of public debt, including in the U.S. The long-term consequences of this level of public debt are not known. In addition, certain interest rates have been reduced to very low levels. This and other government intervention into the economy and financial markets to address the pandemic may not work as intended, particularly if the efforts are perceived by investors as being unlikely to achieve the desired results.

The COVID-19 pandemic could continue to adversely affect the value and liquidity of the fund's investments, impair the fund's ability to satisfy redemption requests, and negatively impact the fund's performance.

**Emerging Markets** – Investments in securities of issuers located or doing business in emerging markets are subject to heightened foreign investments risks and may experience rapid and extreme changes in value. Emerging market countries tend to have less developed and less stable economic, political and legal systems and regulatory and accounting standards, may have policies that restrict investment by foreigners or that prevent foreign investors such as the fund from withdrawing their money at will, and are more likely to experience nationalization, expropriation and confiscatory taxation. In addition, emerging market securities may have low trading volumes and may be or become illiquid.

**Sovereign Debt** – Sovereign debt instruments are subject to the risk that the governmental entity may delay or fail to pay interest or repay principal on its sovereign debt. If a governmental entity defaults, it may ask for more time in which to pay or for further loans, or the debt may be restructured. There may be no established legal process for collecting sovereign debt that a government does not pay, nor are there bankruptcy proceedings through which all or part of the sovereign debt that a governmental entity has not repaid may be collected.

**Currency** – The value of a fund's investments in securities denominated in foreign currencies increases or decreases as the rates of exchange between those currencies and the U.S. dollar change. U.S. dollar-denominated securities of foreign issuers may also be affected by currency risk. Currency exchange rates can be volatile and may fluctuate significantly over short periods of time. Currency conversion costs and currency fluctuations could reduce or eliminate investment gains or add to investment losses. A fund may be unable or may choose not to hedge its foreign currency exposure.

**Credit** – If an issuer or other obligor (such as a party providing insurance or other credit enhancement) of a security held by the fund or a counterparty to a financial contract with the fund is unable or unwilling to meet its financial obligations, or is downgraded or perceived to be less creditworthy (whether by market participants or otherwise), or if the value of any underlying assets declines, the value of your investment will typically decline. A decline may be significant, particularly in certain market environments. In addition, the fund may incur costs and may be hindered or delayed in enforcing its rights against an issuer, obligor or counterparty.

**Interest Rate** – Interest rates in the U.S. and certain foreign markets have been low relative to historic levels. The fund faces a risk that interest rates may rise. The value of fixed income securities generally goes down when interest rates rise. A rise in rates tends to have a greater impact on the prices of longer term or duration securities. Changes in interest rates also may affect the liquidity of the fund's investments. A general rise in interest rates may cause investors to sell fixed income securities on a large scale, which could adversely affect the price and liquidity of fixed income securities generally and could also result in increased redemptions from the fund. Increased redemptions could cause the fund to sell securities at inopportune times or depressed prices and result in further losses.

**Fixed-Income Securities** – Fixed-income securities are subject to risks including credit risk, interest rate risk, counterparty risk, prepayment risk, extension risk, valuation risk, and liquidity risk. The value of fixed-income securities may go up or down, sometimes rapidly and unpredictably, due to general market conditions, such as real or perceived adverse economic or political conditions, tariffs and trade disruptions, inflation, changes in interest rates, lack of liquidity in the bond markets or adverse investor sentiment. In addition, the value of a fixed-income security may decline if the issuer or other obligor of the security fails to pay principal and/or interest, otherwise defaults or has its credit rating downgraded or is perceived to be less creditworthy, or the credit quality or value of any underlying assets declines. If the value of fixed-income securities owned by the fund falls, the value of your investment will go down. The fund may lose its entire investment in the fixed-income securities of an issuer.

**Liquidity** – The fund may make investments that are illiquid or that become illiquid after purchase. Illiquid investments can be difficult to value, may trade at a discount from comparable, more liquid investments, and may be subject to wide fluctuations in value. If the fund is forced to sell an illiquid investment to meet redemption requests or other cash needs, the fund may be forced to sell at a substantial loss or may not be able to sell at all. Liquidity of particular investments, or even entire asset classes, including U.S. Treasury securities, can deteriorate rapidly, particularly during times of market turmoil, and those investments may be difficult or impossible for the fund to sell. This may prevent the fund from limiting losses.

**Counterparty** – The fund could lose money if the counterparties to derivatives, repurchase agreements and other financial contracts entered into for the fund do not fulfill their contractual obligations. In addition, the fund may incur costs and may be hindered or delayed in enforcing its rights against a counterparty.

**Extension** – When interest rates rise, repayments of fixed income securities, including asset- and mortgage-backed securities, may occur more slowly than anticipated, causing their market prices to decline.

**Prepayment or Call** – Many issuers have a right to prepay their fixed income securities. If this happens, the fund will not benefit from the rise in the market price of the securities that normally accompanies a decline in interest rates and may be forced to reinvest the prepayment proceeds in securities with lower yields.

**Focused Investing** – To the extent the fund invests in a limited number of countries, regions, sectors, industries or market segments, in a limited number of issuers, or in issuers in related businesses or that are subject to related operating risks, the fund will be more susceptible to negative events affecting those countries, regions, sectors, industries, segments or issuers, and the value of its shares may be more volatile than if it invested more widely.

**Non-Diversification** – As a “non-diversified” fund, the fund may invest a larger percentage of its assets in a smaller number of issuers than a diversified fund. Investing in a smaller number of issuers will make the fund more susceptible to negative events affecting those issuers.

**Valuation** – The sales price the fund could receive for any particular portfolio investment may differ from the fund's valuation of the investment, particularly for securities that trade in thin or volatile markets, that are priced based upon valuations provided by third-party pricing services that use matrix or evaluated pricing systems, or that are valued using a fair value methodology. These differences may increase significantly and affect fund investments more broadly during periods of market volatility. Investors who purchase or redeem fund shares on days when the fund is holding fair-valued securities may receive fewer or more shares or lower or higher redemption proceeds than they would have received if the fund had not fair-valued securities or had used a different valuation methodology.

**Management** – The value of your investment may go down if the investment manager's or sub-adviser's judgments and decisions are incorrect or otherwise do not produce the desired results, or if the fund's investment strategy does not work as intended. You may also suffer losses if there are imperfections, errors or limitations in the quantitative, analytic or other tools, resources, information and data used, investment techniques applied, or the analyses employed or relied on, by the investment manager or sub-adviser, if such tools, resources, information or data are used incorrectly or otherwise do not work as intended, or if the investment manager's or sub-adviser's investment style is out of favor or otherwise fails to produce the desired results. Any of these things could cause the fund to lose value or its results to lag relevant benchmarks or other funds with similar objectives.

**Active Trading** – The fund may purchase and sell securities without regard to the length of time held. Active trading may be more pronounced during periods of market volatility, may have a negative impact on performance by increasing transaction costs and may generate greater amounts of short-term capital gains.

**Currency Hedging** – The fund may hedge its currency risk using currency futures, forwards or options. However, hedging strategies and/or these instruments may not always work as



intended, and a fund may be worse off than if it had not used a hedging strategy or instrument.

**Derivatives** – Risks of derivatives include leverage risk, liquidity risk, valuation risk, market risk, counterparty risk, credit risk, operational risk and legal risk. Use of derivatives can increase fund losses, reduce opportunities for gains, increase fund volatility, and not produce the result intended. Certain derivatives have the potential for unlimited loss, regardless of the size of the initial investment. Even a small investment in derivatives can have a disproportionate impact on the fund. Derivatives may be difficult to sell, unwind or value, and the counterparty (including, if applicable, the fund's clearing broker, the derivatives exchange or the clearinghouse) may default on its obligations to the fund. In certain cases, the fund may incur costs and may be hindered or delayed in enforcing its rights against or closing out derivatives instruments with a counterparty, which may result in additional losses. Derivatives are also generally subject to the risks applicable to the assets, rates, indices or other indicators underlying the derivative, including market risk, credit risk, liquidity risk, management and valuation risk. Also, suitable derivative transactions may not be available in all circumstances or at reasonable prices. The value of a derivative may fluctuate more or less than, or otherwise not correlate well with, the underlying assets, rates, indices or other indicators to which it relates. The fund may be required to segregate or earmark liquid assets or otherwise cover its obligations under derivatives transactions and may have to liquidate positions before it is desirable in order to meet these segregation and coverage requirements.

**Distressed or Defaulted Securities** – Investments in defaulted securities and obligations of distressed issuers, including securities that are, or may be, involved in reorganizations or other financial restructurings, either out of court or in bankruptcy, involve substantial risks in addition to the risks of investing in high-yield debt securities. These securities are considered speculative. The fund may incur costs to protect its investment, and the fund could lose its entire investment.

**Foreign Investments** – Investing in securities of foreign issuers or issuers with significant exposure to foreign markets involves additional risks. Foreign markets can be less liquid, less regulated, less transparent and more volatile than U.S. markets. The value of the fund's foreign investments may decline, sometimes rapidly or unpredictably, because of factors affecting the particular issuer as well as foreign markets and issuers generally, such as unfavorable or unsuccessful government actions, reduction of government or central bank support, tariffs and trade disruptions, political or financial instability, social unrest or other adverse economic or political developments. Foreign investments may be more difficult to value than investments in U.S. issuers.

**Frontier Markets** – Frontier market countries generally have smaller economies and even less developed capital markets than emerging market countries. As a result, the risks of investing in emerging market countries are magnified in frontier market countries.

**High-Yield Debt Securities** – High-yield debt securities, commonly referred to as "junk" bonds, are securities that are rated below "investment grade" or are of comparable quality. Changes in interest rates, the market's perception of the issuers, the creditworthiness of the issuers and negative perceptions of the junk bond market generally may significantly affect the value of these bonds.

Junk bonds are considered speculative, tend to be volatile, typically have a higher risk of default, tend to be less liquid and more difficult to value than higher grade securities, and may result in losses for the fund.

**Hybrid Instruments** – Investing in hybrid instruments involves a combination of risks, including risks of investing in securities, commodities, options, futures, and currencies. An investment in a hybrid instrument may entail significant risks in addition to those associated with traditional fixed-income or convertible securities.

**Large Shareholder** – A significant portion of the fund's shares may be owned by other funds sponsored by Transamerica. Transactions by these funds may be disruptive to the management of the fund. For example, the fund may experience large redemptions and could be required to sell securities at a time when it may not otherwise desire to do so. Such transactions may increase the fund's brokerage and/or other transaction costs. In addition, sizeable redemptions could cause the fund's total expenses to increase.

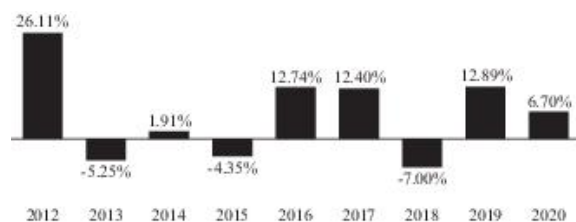
**Leveraging** – To the extent that the fund borrows or uses derivatives or other investments, such as ETFs, that have embedded leverage, your investment may be subject to heightened volatility, risk of loss and costs. Other risks also will be compounded because leverage generally magnifies the effect of a change in the value of an asset and creates a risk of loss of value on a larger pool of assets than the fund would otherwise have. Use of leverage may result in the loss of a substantial amount, and possibly all, of the fund's assets. The fund also may have to sell assets at inopportune times to satisfy its obligations or meet segregation, coverage or margin requirements.

**Repurchase Agreements** – In a repurchase agreement, the fund purchases securities from a broker-dealer or a bank, called the counterparty, upon the agreement of the counterparty to repurchase the securities from the fund at a later date, and at a specified price. The securities purchased serve as the fund's collateral for the obligation of the counterparty to repurchase the securities. If the counterparty does not repurchase the securities, the fund is entitled to sell the securities, but the fund may not be able to sell them for the price at which they were purchased, thus causing a loss. If the counterparty becomes insolvent, there is some risk that the fund will not have a right to the securities, or the immediate right to sell the securities.

**Performance:** The bar chart and the table below provide some indication of the risks of investing in the fund. The bar chart shows how the fund's performance has varied from year to year. The table shows how the fund's average annual total returns for different periods compare to the returns of a broad measure of market performance, as well as comparison to one or more secondary indices.

The bar chart does not reflect the impact of sales charges, which, if reflected, would lower the returns. The table includes deduction of applicable sales charges.

As with all mutual funds, past performance (before and after taxes) is not a prediction of future results. Updated performance information is available on our website at [www.transamerica.com/individual/products/mutual-funds/performance/](http://www.transamerica.com/individual/products/mutual-funds/performance/) or by calling 1-888-233-4339.

**Annual Total Returns (calendar years ended December 31) - Class A**

	Quarter Ended	Return
Best Quarter:	6/30/2020	14.87%
Worst Quarter:	3/31/2020	-16.20%

**Average Annual Total Returns (periods ended December 31, 2020)**

	1 Year	5 Years	Since Inception	Inception Date
Class A				08/31/2011
Return before taxes	1.63%	6.21%	4.92%	
Return after taxes on distributions	1.09%	4.77%	3.20%	
Return after taxes on distributions and sale of fund shares	0.93%	4.14%	3.02%	
Class C (Return before taxes only)	4.94%	6.50%	4.74%	08/31/2011
Class I (Return before taxes only)	7.11%	7.66%	5.84%	08/31/2011
Class R6 (Return before taxes only)	7.23%	7.76%	5.69%	05/29/2015
J.P. Morgan Emerging Markets Bond Index Global (reflects no deduction for fees, expenses or taxes)	5.88%	6.84%	5.63%	
Transamerica Emerging Markets Debt Blended Benchmark <sup>1</sup> (reflects no deduction for fees, expenses or taxes)	5.40%	6.97%	4.29%	

<sup>1</sup> The fund's secondary benchmark, the Transamerica Emerging Markets Debt Blended Benchmark, consists of J.P. Morgan Emerging Markets BI Global Index, 35%; J.P. Morgan CEMBI Broad Diversified Index, 35%; and J.P. Morgan GBI-EM Diversified Global Index, 30%.

The after-tax returns are calculated using the historic highest individual federal marginal income tax rates and do not reflect the impact of state and local taxes. Actual after-tax returns may depend on the investor's individual tax situation and may differ from those shown. After-tax returns may not be relevant if the investment is made through a tax-exempt or tax-deferred account, such as a 401(k) plan.

**After-tax returns are presented for only one class, and returns for other classes are presented before taxes only and will vary.**

**Management:**

*Investment Manager:* Transamerica Asset Management, Inc.

*Sub-Adviser:* MetLife Investment Management, LLC

*Portfolio Managers:*

Todd Howard, CFA	Portfolio Manager	since 2011
Scott Moses, CFA	Portfolio Manager	since 2011

**Purchase and Sale of Fund Shares:** You may purchase, exchange or redeem shares of the fund on any day the New York Stock Exchange is open for business, online or through our website at [www.transamerica.com](http://www.transamerica.com), by mail to Transamerica Fund Services, Inc., P.O. Box 219945, Kansas City, MO 64121-9945, by telephone

at 1-888-233-4339, by overnight mail to Transamerica Fund Services, Inc., 330 W. 9th Street, Kansas City, MO 64105 or through a financial intermediary.

Class R6 shares are intended for purchase by participants in certain retirement plans such as 401(k) plans, 457 plans, employer-sponsored 403(b) plans, profit sharing and money purchase plans, defined-benefit plans, non-qualified deferred compensation plans, IRAs and participants in certain health savings plans and health savings accounts under Section 223 of the Internal Revenue Code (eligible plans). Class R6 shares are available only when a plan's recordkeeper or financial service firm serving as an intermediary has an agreement with Transamerica Funds, and in such eligible plans where Class R6 shares are held on the books of the funds through omnibus or Network Level 3 accounts (either at the plan level or at the level of the financial service firm serving as an intermediary).

The minimum initial purchase for Class A and C shares is \$1,000; the minimum subsequent investment is \$50. The minimum initial purchase for payroll deduction and automatic investment plans is \$500; the minimum subsequent investment is \$50 per monthly fund account investment. The minimum investment for Class I shares is \$1,000,000. There is no minimum investment for eligible plans investing in Class R6 shares.

**Tax Information:** Fund distributions may be taxable as ordinary income or capital gains, except when your investment is in an IRA, 401(k) or other tax-advantaged investment plan. In that case, you may be taxed when you take a distribution from such plan, depending on the type of plan, the circumstances of your distribution and other factors.

**Payments to Broker-Dealers and Other Financial Intermediaries:** If you purchase the fund through a broker-dealer or other financial intermediary, the fund and/or its affiliates may pay the intermediary for the sale of fund shares and related services. These payments may create a conflict of interest by influencing the broker-dealer or other intermediary and your salesperson to recommend the fund over another investment. Ask your salesperson or visit your financial intermediary's website for more information.

## Transamerica Emerging Markets Opportunities

**Investment Objective:** Seeks long-term capital appreciation.

**Fees and Expenses:** This table describes the fees and expenses that you may pay if you buy, hold and sell shares of the fund. **You may pay other fees, such as brokerage commissions and other fees to financial intermediaries, which are not reflected in the tables and examples below.**

You may qualify for sales charge discounts if you and your family invest, or agree to invest in the future, at least \$50,000 in Transamerica Funds. More information about these and other discounts is available from your financial professional, in the “Waivers and Reductions of Sales Charges” section of the fund’s prospectus, in the Appendix – “Waivers and Discounts Available from Intermediaries,” and in the fund’s statement of additional information (SAI) under the heading “Purchase of Shares.”

### Shareholder Fees (fees paid directly from your investment)

Class:	A	C	I	R6
Maximum sales charge (load) imposed on purchases (as a percentage of offering price)	5.50%	None	None	None
Maximum deferred sales charge (load) (as a percentage of purchase price or redemption proceeds, whichever is lower)	None	1.00%	None	None

<sup>1</sup> Purchases of Class A shares in amounts of \$1 million or more that are not subject to an initial sales charge may be subject to a 1.00% contingent deferred sales charge if those shares are redeemed within 24 months of their purchase. A deferred sales charge on Class A and C shares may apply to certain redemptions of shares purchased by exchange from another Transamerica Fund.

### Annual Fund Operating Expenses (expenses that you pay each year as a percentage of the value of your investment)

Class:	A	C	I	R6
Management fees	0.81%	0.81%	0.81%	0.81%
Distribution and service (12b-1) fees	0.25%	1.00%	None	None
Other expenses	0.12%	0.12%	0.40%	0.13%
Acquired fund fees and expenses <sup>2</sup>	0.02%	0.02%	0.02%	0.02%
Total annual fund operating expenses	1.20%	1.95%	1.23%	0.96%
Fee waiver and/or expense reimbursement <sup>3</sup>	0.00%	0.00%	0.23%	0.00%
Total annual fund operating expenses after fee waiver and/or expense reimbursement	1.20%	1.95%	1.00%	0.96%

<sup>1</sup> Other expenses are based on estimates for the current fiscal year.

<sup>2</sup> Acquired fund fees and expenses reflect the fund’s pro rata share of the fees and expenses incurred by investing in other investment companies. Acquired fund fees and expenses are not included in the calculation of the ratios of expenses to average net assets shown in the Financial Highlights section of the fund’s prospectus.

<sup>3</sup> Contractual arrangements have been made with the fund’s investment manager, Transamerica Asset Management, Inc. (“TAM”), through March 1, 2022 to waive fees and/or reimburse fund expenses to the extent that total annual fund operating expenses exceed 1.55% for Class A shares, 2.30% for Class C shares, 0.98% for Class I shares and 0.95% for Class R6 shares, excluding, as applicable, acquired fund fees and expenses, interest, taxes, brokerage

commissions, dividend and interest expenses on securities sold short, extraordinary expenses and other expenses not incurred in the ordinary course of the fund’s business. These arrangements cannot be terminated prior to March 1, 2022 without the Board of Trustees’ consent. TAM is permitted to recapture amounts waived and/or reimbursed to a class during any of the 36 months from the date on which TAM waived fees and/or reimbursed expenses for the class if the class’ total annual fund operating expenses have fallen to a level below the limits described above. In no case will TAM recapture any amount that would result, on any particular business day of the fund, in the class’ total annual operating expenses exceeding the applicable limits described above or any other lower limit then in effect.

**Example:** This Example is intended to help you compare the cost of investing in the fund with the cost of investing in other mutual funds.

The Example assumes that you invest \$10,000 in the fund for the time periods indicated and then redeem all shares at the end of those periods (unless otherwise indicated). The Example also assumes that your investment has a 5% return each year and that the fund’s operating expenses remain the same. Only the 1 year dollar amount shown below reflects TAM’s agreement to waive fees and/or reimburse fund expenses. Although your actual costs may be higher or lower, based on these assumptions your costs would be:

### If the shares are redeemed at the end of each period:

	1 year	3 years	5 years	10 years
Class A	\$ 666	\$ 910	\$ 1,173	\$ 1,925
Class C	\$ 298	\$ 612	\$ 1,052	\$ 2,275
Class I	\$ 102	\$ 368	\$ 654	\$ 1,468
Class R6	\$ 98	\$ 306	\$ 531	\$ 1,178

### If the shares are not redeemed:

	1 year	3 years	5 years	10 years
Class A	\$ 666	\$ 910	\$ 1,173	\$ 1,925
Class C	\$ 198	\$ 612	\$ 1,052	\$ 2,275
Class I	\$ 102	\$ 368	\$ 654	\$ 1,468
Class R6	\$ 98	\$ 306	\$ 531	\$ 1,178

**Portfolio Turnover:** The fund pays transaction costs, such as commissions, when it buys and sells securities (or “turns over” its portfolio). A higher portfolio turnover rate may indicate higher transaction costs and may result in higher taxes when fund shares are held in a taxable account. These costs, which are not reflected in annual fund operating expenses or in the Example, affect the fund’s performance.

For the period beginning December 19, 2019 and ending October 31, 2020, the portfolio turnover rate for the fund was 49% of the average value of its portfolio.

**Principal Investment Strategies:** Under normal circumstances, the fund’s sub-adviser, Wellington Management Company LLP (the “sub-adviser”), will invest at least 80% of the fund’s net assets (plus the amount of borrowings, if any, for investment purposes) in equity securities (including American Depositary Receipts (“ADRs”), Global Depositary Receipts (“GDRs”) and European Depositary Receipts (“EDRs”)) of companies that are located

and/or conduct substantial business activities in  
emerging markets,

including frontier markets. The sub-adviser considers emerging markets countries to be those countries (1) included in emerging market or equivalent classifications by the United Nations (and its agencies); (2) having per capita income in the low to middle ranges, as determined by the World Bank; or (3) designated by the fund's benchmark index provider as emerging. The fund will normally invest primarily in emerging market companies which the sub-adviser believes have above-average potential for capital appreciation based on its "bottom-up" fundamental research and analysis.

Emerging market countries may be found in regions such as Asia, Latin America, Eastern Europe, the Middle East, and Africa. Many emerging market securities are denominated in currencies other than the U.S. dollar.

The sub-adviser seeks to develop a portfolio that is generally broadly diversified across issuers, countries, industries and styles. The fund's portfolio may include stocks that are considered to be either growth stocks or value stocks. Because the sub-adviser's process is driven primarily by individual stock selection, the overall portfolio's yield, price-to-earnings ratio, price-to-book ratio, growth rate and other characteristics will vary over time and, at any given time, the fund may emphasize either growth stocks or value stocks, as the overall market may favor growth stocks, or value stocks, as a group for extended periods.

The fund may invest in securities of foreign issuers in the form of depositary receipts or other securities that are convertible into securities of foreign issuers. The sub-adviser will generally invest in mid and large capitalization companies. The sub-adviser considers such companies to be those with market capitalizations generally above \$2 billion at the time of purchase. The market capitalization range of the MSCI Emerging Markets Index was \$109 million to \$465 billion, as of December 31, 2020, the date of the last reconstitution, and is expected to change frequently.

The fund's sub-adviser will not typically utilize derivatives with the exception of purchasing futures for cash equitization purposes or purchasing market access products to seek to achieve efficient investment exposure (e.g., instances where local markets may not be available for trading). Market access products can include warrants on equities, options on equities and equity swaps. The fund may also invest in exchange-traded funds for these purposes.

The fund may invest in China A-shares (equity securities of Chinese companies) listed and traded on stock exchanges such as the Shanghai Stock Exchange or the Shenzhen Stock Exchange.

**Principal Risks:** Risk is inherent in all investing. Many factors and risks affect the fund's performance, including those described below. The value of your investment in the fund, as well as the amount of return you receive on your investment, may fluctuate significantly day to day and over time. You may lose part or all of your investment in the fund or your investment may not perform as well as other similar investments. The following is a summary description of principal risks (in alphabetical order after certain key risks) of investing in the fund. An investment in the fund is not a bank deposit and is not insured or guaranteed by the Federal Deposit Insurance Corporation or any other government agency. **You may lose money if you invest in this fund.**

**Market** – The market values of the fund's securities and other assets will fluctuate, sometimes sharply and unpredictably, due to changes in general market conditions, overall economic trends or events, governmental actions or interventions, actions taken by the U.S. Federal Reserve or foreign central banks, political developments, investor sentiment, public health emergencies such as a pandemic, and other factors that may or may not be related to the issuer of the security or other asset. The market prices of securities and other assets also may go down due to events or conditions that affect particular sectors, industries or issuers. Adverse market conditions may be prolonged and may not have the same impact on all types of securities or other assets.

Economies and financial markets throughout the world are increasingly interconnected. Economic, financial or political events, trading and tariff arrangements, public health events, terrorism, technology and data interruptions, natural disasters, and other circumstances in one or more countries or regions could be highly disruptive to, and have profound impacts on, global economies or markets. As a result, whether or not the fund invests in securities of issuers located in or with significant exposure to the countries directly affected, the value and liquidity of the fund's investments may go down.

The COVID-19 pandemic has caused substantial market disruption around the world, including the U.S. There have been periods of extreme volatility, and periods where there have been no buyers for certain securities, including U.S. Treasury securities. Some sectors of the economy and individual issuers have experienced particularly large losses. The pandemic has reduced liquidity of particular investments and asset classes; resulted in significant disruptions to business operations, including business closures; strained healthcare systems; disrupted supply chains, consumer demand and employee availability; and restricted travel. These conditions may continue for an extended period of time, or worsen. The pandemic may result in a sustained domestic or global economic downturn or recession. Developing or emerging market countries may be more adversely impacted. The ultimate economic fallout from the pandemic, and the long-term impact on economies, markets, industries and individual issuers, are not known.

The U.S. government and the Federal Reserve, as well as certain foreign governments and central banks, have taken extraordinary actions to support local and global economies and the financial markets in response to the COVID-19 pandemic. These actions have resulted in significant expansion of public debt, including in the U.S. The long-term consequences of this level of public debt are not known. In addition, certain interest rates have been reduced to very low levels. This and other government intervention into the economy and financial markets to address the pandemic may not work as intended, particularly if the efforts are perceived by investors as being unlikely to achieve the desired results.

The COVID-19 pandemic could continue to adversely affect the value and liquidity of the fund's investments, impair the fund's ability to satisfy redemption requests, and negatively impact the fund's performance.

**Emerging Markets** – Investments in securities of issuers located or doing business in emerging markets are subject to heightened foreign investments risks and may experience rapid and

extreme changes in value. Emerging market countries tend to have less developed and less stable economic, political and legal systems and regulatory and accounting standards, may have policies that restrict investment by foreigners or that prevent foreign investors such as the fund from withdrawing their money at will, and are more likely to experience nationalization, expropriation and confiscatory taxation. In addition, emerging market securities may have low trading volumes and may be or become illiquid.

**Foreign Investments** – Investing in securities of foreign issuers or issuers with significant exposure to foreign markets involves additional risks. Foreign markets can be less liquid, less regulated, less transparent and more volatile than U.S. markets. The value of the fund's foreign investments may decline, sometimes rapidly or unpredictably, because of factors affecting the particular issuer as well as foreign markets and issuers generally, such as unfavorable or unsuccessful government actions, reduction of government or central bank support, tariffs and trade disruptions, political or financial instability, social unrest or other adverse economic or political developments. Foreign investments may be more difficult to value than investments in U.S. issuers.

**Currency** – The value of a fund's investments in securities denominated in foreign currencies increases or decreases as the rates of exchange between those currencies and the U.S. dollar change. U.S. dollar-denominated securities of foreign issuers may also be affected by currency risk. Currency exchange rates can be volatile and may fluctuate significantly over short periods of time. Currency conversion costs and currency fluctuations could reduce or eliminate investment gains or add to investment losses. A fund may be unable or may choose not to hedge its foreign currency exposure.

**Equity Securities** – Equity securities generally have greater risk of loss than debt securities. Stock markets are volatile and the value of equity securities may go up or down sometimes rapidly and unpredictably. The value of equity securities fluctuates based on real or perceived changes in a company's financial condition, factors affecting a particular industry or industries, and overall market, economic and political conditions. If the market prices of the equity securities owned by the fund fall, the value of your investment in the fund will decline. The fund may lose its entire investment in the equity securities of an issuer.

**China A-Shares** – The fund may invest in equity securities of certain Chinese companies, referred to as China A-shares, through the Shanghai-Hong Kong Stock Connect program or the Shenzhen-Hong Kong Stock Connect program (collectively, the "Programs"). The Programs are subject to daily quota limitations, which may restrict the fund's ability to invest in China A-shares through the Programs and to enter into or exit trades on a timely basis. The Shanghai and Shenzhen markets may be open at a time when the Programs are not trading, with the result that prices of China A-shares may fluctuate at times when the fund is unable to add to or exit its position. Only certain China A-shares are eligible to be accessed through the Programs. Such securities may lose their eligibility at any time, in which case they could be sold but could no longer be purchased through the Programs. Because the Programs are new, the actual effect on the market for trading China A-shares with the introduction of large numbers of foreign investors is currently unknown. Further, regulations or restrictions, such as limitations on redemptions, suspension of trading

and limitations on profits, may adversely impact the Programs and/or the fund's investments through the Programs. There is no guarantee that applicable exchanges in Hong Kong and mainland China will continue to support the Programs in the future.

Investments in China A-shares are subject to risks specific to the China market. Any significant change in mainland China's political, social or economic policies may have a negative impact on investments in the China market.

In addition, uncertainties in mainland China tax legislation could result in unexpected tax liabilities for a fund and therefore could affect the amount of income which may be derived, and the amount of capital returned, from the investments in China A-shares by the fund.

**Focused Investing** – To the extent the fund invests in a limited number of countries, regions, sectors, industries or market segments, in a limited number of issuers, or in issuers in related businesses or that are subject to related operating risks, the fund will be more susceptible to negative events affecting those countries, regions, sectors, industries, segments or issuers, and the value of its shares may be more volatile than if it invested more widely.

**Liquidity** – The fund may make investments that are illiquid or that become illiquid after purchase. Illiquid investments can be difficult to value, may trade at a discount from comparable, more liquid investments, and may be subject to wide fluctuations in value. If the fund is forced to sell an illiquid investment to meet redemption requests or other cash needs, the fund may be forced to sell at a substantial loss or may not be able to sell at all. Liquidity of particular investments, or even entire asset classes, including U.S. Treasury securities, can deteriorate rapidly, particularly during times of market turmoil, and those investments may be difficult or impossible for the fund to sell. This may prevent the fund from limiting losses.

**Valuation** – The sales price the fund could receive for any particular portfolio investment may differ from the fund's valuation of the investment, particularly for securities that trade in thin or volatile markets, that are priced based upon valuations provided by third-party pricing services that use matrix or evaluated pricing systems, or that are valued using a fair value methodology. These differences may increase significantly and affect fund investments more broadly during periods of market volatility. Investors who purchase or redeem fund shares on days when the fund is holding fair-valued securities may receive fewer or more shares or lower or higher redemption proceeds than they would have received if the fund had not fair-valued securities or had used a different valuation methodology.

**Management** – The value of your investment may go down if the investment manager's or sub-adviser's judgments and decisions are incorrect or otherwise do not produce the desired results, or if the fund's investment strategy does not work as intended. You may also suffer losses if there are imperfections, errors or limitations in the quantitative, analytic or other tools, resources, information and data used, investment techniques applied, or the analyses employed or relied on, by the investment manager or sub-adviser, if such tools, resources, information or data are used incorrectly or otherwise do not work as intended, or if the investment manager's or sub-adviser's investment style is out of favor or otherwise fails

to produce the desired results. Any of these things could cause the fund to lose value or its results to lag relevant benchmarks or other funds with similar objectives.

**Active Trading** – The fund may purchase and sell securities without regard to the length of time held. Active trading may be more pronounced during periods of market volatility, may have a negative impact on performance by increasing transaction costs and may generate greater amounts of short-term capital gains.

**Convertible Securities** – Convertible securities are subject to risks associated with both fixed income and equity securities. For example, if market interest rates rise, the value of a convertible security typically falls. In addition, a convertible security is subject to the risk that the issuer will not be able to pay interest or dividends when due, and the market value of the security may change based on the issuer's actual or perceived creditworthiness. Since the convertible security derives a portion of its value from the underlying common stock, the security is also subject to the same types of market and issuer-specific risks that apply to the underlying common stock. Convertible securities generally offer lower interest or dividend yields than non-convertible securities of similar quality.

**Counterparty** – The fund could lose money if the counterparties to derivatives, repurchase agreements and other financial contracts entered into for the fund do not fulfill their contractual obligations. In addition, the fund may incur costs and may be hindered or delayed in enforcing its rights against a counterparty.

**Credit** – If an issuer or other obligor (such as a party providing insurance or other credit enhancement) of a security held by the fund or a counterparty to a financial contract with the fund is unable or unwilling to meet its financial obligations, or is downgraded or perceived to be less creditworthy (whether by market participants or otherwise), or if the value of any underlying assets declines, the value of your investment will typically decline. A decline may be significant, particularly in certain market environments. In addition, the fund may incur costs and may be hindered or delayed in enforcing its rights against an issuer, obligor or counterparty.

**Depository Receipts** – Depository receipts are generally subject to the same risks as are the foreign securities that they evidence or into which they may be converted, and they may be less liquid than the underlying shares in their primary trading market. Holders of depository receipts may have limited voting rights, and investment restrictions in certain countries may adversely impact the value of depository receipts because such restrictions may limit the ability to convert equity shares into depository receipts and vice versa.

**Derivatives** – Risks of derivatives include leverage risk, liquidity risk, valuation risk, market risk, counterparty risk, credit risk, operational risk and legal risk. Use of derivatives can increase fund losses, reduce opportunities for gains, increase fund volatility, and not produce the result intended. Certain derivatives have the potential for unlimited loss, regardless of the size of the initial investment. Even a small investment in derivatives can have a disproportionate impact on the fund. Derivatives may be difficult to sell, unwind or value, and the counterparty (including, if applicable, the fund's clearing broker, the derivatives exchange or the clearinghouse) may default on its obligations to the fund. In certain cases, the fund may incur costs and may be hindered or delayed in

with a counterparty, which may result in additional losses. Derivatives are also generally subject to the risks applicable to the assets, rates, indices or other indicators underlying the derivative, including market risk, credit risk, liquidity risk, management and valuation risk. Also, suitable derivative transactions may not be available in all circumstances or at reasonable prices. The value of a derivative may fluctuate more or less than, or otherwise not correlate well with, the underlying assets, rates, indices or other indicators to which it relates. The fund may be required to segregate or earmark liquid assets or otherwise cover its obligations under derivatives transactions and may have to liquidate positions before it is desirable in order to meet these segregation and coverage requirements.

**Frontier Markets** – Frontier market countries generally have smaller economies and even less developed capital markets than emerging market countries. As a result, the risks of investing in emerging market countries are magnified in frontier market countries.

**Growth Stocks** – Returns on growth stocks may not move in tandem with returns on other categories of stocks or the market as a whole. Growth stocks typically are particularly sensitive to market movements and may involve larger price swings because their market prices tend to reflect future expectations. When it appears those expectations may not be met, the prices of growth securities typically fall. Growth stocks as a group may be out of favor and underperform the overall equity market for a long period of time, for example, while the market favors "value" stocks.

**Large Capitalization Companies** – The fund's investments in large capitalization companies may underperform other segments of the market because they may be less responsive to competitive challenges and opportunities and unable to attain high growth rates during periods of economic expansion.

**Large Shareholder** – A significant portion of the fund's shares may be owned by other funds sponsored by Transamerica. Transactions by these funds may be disruptive to the management of the fund. For example, the fund may experience large redemptions and could be required to sell securities at a time when it may not otherwise desire to do so. Such transactions may increase the fund's brokerage and/or other transaction costs. In addition, sizeable redemptions could cause the fund's total expenses to increase.

**Leveraging** – To the extent that the fund borrows or uses derivatives or other investments, such as ETFs, that have embedded leverage, your investment may be subject to heightened volatility, risk of loss and costs. Other risks also will be compounded because leverage generally magnifies the effect of a change in the value of an asset and creates a risk of loss of value on a larger pool of assets than the fund would otherwise have. Use of leverage may result in the loss of a substantial amount, and possibly all, of the fund's assets. The fund also may have to sell assets at inopportune times to satisfy its obligations or meet segregation, coverage or margin requirements.

**Medium Capitalization Companies** – Investing in medium capitalization companies involves greater risk than is customarily associated with more established companies. Securities of medium capitalization companies may underperform larger capitalization companies, may be harder to



enforcing its rights against or closing out derivatives instruments

sell at times and at prices the portfolio managers believe appropriate and may offer greater potential for losses.

**Underlying Exchange-Traded Funds** – To the extent the fund invests its assets in underlying ETFs, its ability to achieve its investment objective will depend in part on the performance of the underlying ETFs in which it invests. Investing in underlying ETFs subjects the fund to the risks of investing in the underlying securities or assets held by those ETFs. Each of the underlying ETFs in which the fund may invest has its own investment risks, and those risks can affect the value of the underlying ETFs' shares and therefore the value of the fund's investments. There can be no assurance that the investment objective of any underlying ETF will be achieved. In addition, the fund will bear a pro rata portion of the operating expenses of the underlying ETFs in which it invests.

**Value Investing** – The prices of securities the sub-adviser believes are undervalued may not appreciate as anticipated or may go down. The value approach to investing involves the risk that stocks may remain undervalued, undervaluation may become more severe, or perceived undervaluation may actually represent intrinsic value. Value stocks as a group may be out of favor and underperform the overall equity market for a long period of time, for example, while the market favors "growth" stocks.

**Warrants and Rights** – Warrants and rights may be considered more speculative than certain other types of investments because they do not entitle a holder to the dividends or voting rights for the securities that may be purchased, and they do not represent any rights in the assets of the issuing company. If the warrant is not exercised before the expiration date, it generally expires without any value and the fund will lose any amount it paid for the warrant.

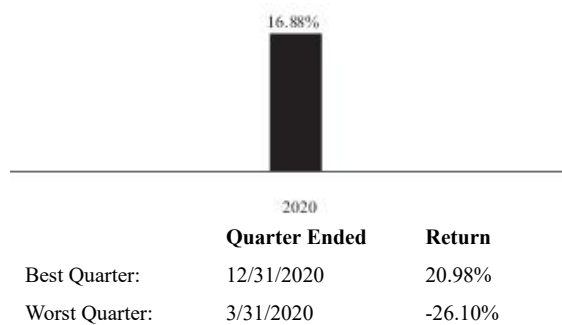
**Performance:** The bar chart and the table below provide some indication of the risks of investing in the fund. The bar chart shows how the fund's performance has varied from year to year. The table shows how the fund's average annual total returns for different periods compare to the returns of a broad measure of market performance.

The past performance information shown below is for Class I shares. Although Class A, Class C and Class R6 shares would have similar returns as Class I shares because the classes are invested in the same portfolio of securities, the returns for Class A, Class C and Class R6 shares will differ from Class I shares to the extent that the classes have different expenses. Performance information for Class A, Class C and Class R6 shares will be included after the share classes have been in operation for one complete calendar year.

Absent any applicable fee waivers and/or expense limitations, performance would be lower.

As with all mutual funds, past performance (before and after taxes) is not a prediction of future results. Updated performance information is available on our website at [www.transamerica.com/individual/products/mutual-funds/performance/](http://www.transamerica.com/individual/products/mutual-funds/performance/) or by calling 1-888-233-4339.

#### Annual Total Returns (calendar years ended December 31) - Class I



#### Average Annual Total Returns (periods ended December 31, 2020)

	1 Year	Since Inception	Inception Date
Class I			12/19/2019
Return before taxes	16.88%	16.71%	
Return after taxes on distributions	16.80%	16.62%	
Return after taxes on distributions and sale of fund shares	10.17%	12.80%	
MSCI Emerging Markets Index (reflects no deduction for fees, expenses or taxes)	18.69%	18.89%	

The after-tax returns are calculated using the historic highest individual federal marginal income tax rates and do not reflect the impact of state and local taxes. Actual after-tax returns may depend on the investor's individual tax situation and may differ from those shown. After-tax returns may not be relevant if the investment is made through a tax-exempt or tax-deferred account, such as a 401(k) plan.

#### Management:

*Investment Manager:* Transamerica Asset Management, Inc.

*Sub-Adviser:* Wellington Management Company LLP

*Portfolio Managers:*

Mary L. Pryshlak, CFA	Portfolio Manager	since 2019
Jonathan G. White, CFA	Portfolio Manager	since 2019

**Purchase and Sale of Fund Shares:** You may purchase, exchange or redeem shares of the fund on any day the New York Stock Exchange is open for business, online or through our website at [www.transamerica.com](http://www.transamerica.com), by mail to Transamerica Fund Services, Inc., P.O. Box 219945, Kansas City, MO 64121-9945, by telephone at 1-888-233-4339, by overnight mail to Transamerica Fund Services, Inc., 330 W. 9th Street, Kansas City, MO 64105 or through a financial intermediary.

Class R6 shares are intended for purchase by participants in certain retirement plans such as 401(k) plans, 457 plans, employer-sponsored 403(b) plans, profit sharing and money purchase plans, defined-benefit plans, non-qualified deferred compensation plans, IRAs and participants in certain health savings plans and health savings accounts under Section 223 of the Internal Revenue Code (eligible plans). Class R6 shares are available only when a plan's recordkeeper or financial service firm serving as an intermediary has an agreement with Transamerica Funds, and in such eligible

plans where Class R6 shares are held on the books of the funds through omnibus or Network Level 3 accounts (either at the plan level or at the level of the financial service firm serving as an intermediary).

The minimum initial purchase for Class A and C shares is \$1,000; the minimum subsequent investment is \$50. The minimum initial purchase for payroll deduction and automatic investment plan is \$500; the minimum subsequent investment is \$50 per monthly fund account investment. The minimum investment for Class I shares is \$1,000,000. There is no minimum investment for eligible plans investing in Class R6 shares.

The fund does not currently offer Class A, Class C and Class R6 shares.

**Tax Information:** Fund distributions may be taxable as ordinary income, qualified dividend income, or capital gains, except when your investment is in an IRA, 401(k) or other tax-advantaged investment plan. In that case, you may be taxed when you take a distribution from such plan, depending on the type of plan, the circumstances of your distribution and other factors.

**Payments to Broker-Dealers and Other Financial Intermediaries:** If you purchase the fund through a broker-dealer or other financial intermediary, the fund and/or its affiliates may pay the intermediary for the sale of fund shares and related services. These payments may create a conflict of interest by influencing the broker-dealer or other intermediary and your salesperson to recommend the fund over another investment. Ask your salesperson or visit your financial intermediary's website for more information.

## Transamerica Event Driven

**Investment Objective:** Seeks positive absolute returns.

**Fees and Expenses:** This table describes the fees and expenses that you may pay if you buy, hold and sell shares of the fund. **You may pay other fees, such as brokerage commissions and other fees to financial intermediaries, which are not reflected in the tables and examples below.**

You may qualify for sales charge discounts if you and your family invest, or agree to invest in the future, at least \$50,000 in Transamerica Funds. More information about these and other discounts is available from your financial professional, in the “Waivers and Reductions of Sales Charges” section of the fund’s prospectus, in the Appendix – “Waivers and Discounts Available from Intermediaries,” and in the fund’s statement of additional information (SAI) under the heading “Purchase of Shares.”

### Shareholder Fees (fees paid directly from your investment)

	Class: A I	
Maximum sales charge (load) imposed on purchases (as a percentage of offering price)	5.50%	None
Maximum deferred sales charge (load) (as a percentage of purchase price or redemption proceeds, whichever is lower)	None	None

<sup>1</sup> Purchases of Class A shares in amounts of \$1 million or more that are not subject to an initial sales charge may be subject to a 1.00% contingent deferred sales charge if those shares are redeemed within 24 months of their purchase.

### Annual Fund Operating Expenses (expenses that you pay each year as a percentage of the value of your investment)

	Class: A I	
Management fees	1.20%	1.20%
Distribution and service (12b-1) fees	0.25%	None
Other expenses	0.23%	0.34%
<i>Dividend and interest expenses on securities sold short<sup>2</sup></i>	0.06%	0.06%
<i>All other expenses</i>	0.17%	0.28%
Total annual fund operating expenses	1.68%	1.54%
Fee waiver and/or expense reimbursement <sup>3</sup>	0.08%	0.13%
Total annual fund operating expenses after fee waiver and/or expense reimbursement	1.60%	1.41%

<sup>1</sup> Other expenses are based on estimates for the current fiscal year.

<sup>2</sup> When a cash dividend is declared on a stock the fund has sold short, the fund is required to pay an amount equal to that dividend to the party from which the fund borrowed the stock and to record the payment of the dividend as an expense. In connection with its short sales, the fund may also incur interest expense and/or other borrowing costs.

<sup>3</sup> Contractual arrangements have been made with the fund’s investment manager, Transamerica Asset Management, Inc. (“TAM”), through March 1, 2022 to waive fees and/or reimburse fund expenses to the extent that total annual fund operating expenses exceed 1.60% for Class A shares and 1.35% for Class I shares, excluding, as applicable, acquired fund fees and expenses, interest, taxes, brokerage commissions, dividend and interest expenses on securities sold short, extraordinary expenses and other expenses not incurred in the ordinary course of the fund’s business. These arrangements cannot be terminated prior to March 1, 2022 without the Board of Trustees’ consent. TAM is permitted to recapture amounts waived and/or reimbursed to a class during any of the 36 months from the date on which TAM waived fees and/or reimbursed expenses for the class if the class’ total annual fund operating expenses have fallen to a level below the limits described above. In no case

will TAM recapture any amount that would result, on any particular business day of the fund, in the class’ total annual operating expenses exceeding the applicable limits described above or any other lower limit then in effect.

**Example:** This Example is intended to help you compare the cost of investing in the fund with the cost of investing in other mutual funds.

The Example assumes that you invest \$10,000 in the fund for the time periods indicated and then redeem all shares at the end of those periods (unless otherwise indicated). The Example also assumes that your investment has a 5% return each year and that the fund’s operating expenses remain the same. Only the 1 year dollar amount shown below reflects TAM’s agreement to waive fees and/or reimburse fund expenses. Although your actual costs may be higher or lower, based on these assumptions your costs would be:

### If the shares are redeemed at the end of each period:

	1 year	3 years	5 years	10 years
Class A	\$ 704	\$ 1,043	\$ 1,405	\$ 2,421
Class I	\$ 144	\$ 474	\$ 827	\$ 1,823

### If the shares are not redeemed:

	1 year	3 years	5 years	10 years
Class A	\$ 704	\$ 1,043	\$ 1,405	\$ 2,421
Class I	\$ 144	\$ 474	\$ 827	\$ 1,823

**Portfolio Turnover:** The fund pays transaction costs, such as commissions, when it buys and sells securities (or “turns over” its portfolio). A higher portfolio turnover rate may indicate higher transaction costs and may result in higher taxes when fund shares are held in a taxable account. These costs, which are not reflected in annual fund operating expenses or in the Example, affect the fund’s performance.

During the most recent fiscal year, the portfolio turnover rate for the fund was 170% of the average value of its portfolio.

### Principal Investment Strategies:

The fund’s sub-adviser, Advent Capital Management, LLC (the “sub-adviser”), normally invests the fund’s assets, directly or synthetically through derivatives, in securities of companies the sub-adviser believes are involved in or impacted by a corporate or special situation event. Events may include, but are not limited to, any of the following: mergers and acquisitions; stock repurchases or exchanges; negotiated refinancings; changes in credit ratings, equity multiples or valuations; employee strikes; contract awards; FDA or other regulatory approvals; tender offers; litigation; new product announcements; corporate spinoffs; credit events or other financial distress; technical trading characteristics; anticipated earnings releases; changes in tax or fiscal policy; macroeconomic or political events; and other opportunities that may be obscured by information density, subject-matter complexity or market uncertainty. The sub-adviser may take long or short positions in seeking to capture idiosyncratic alpha, express a directional view, and/or hedge risks. The fund’s portfolio holdings could include, but may not be limited to, convertible securities, debt instruments

(whether senior or subordinated), preferred securities, equity securities

and/or warrants. The sub-adviser takes a flexible approach to investing and generally allocates capital to one of the following six sub-strategies: 1) M&A shareholder activism; 2) capital structure arbitrage and relative value; 3) event driven volatility; 4) rating upgrades, downgrades and fundamental value; 5) special situations; and 6) short alpha and hedges. The sub-adviser is agnostic as to any single sub-strategy and is committed to what the sub-adviser believes to be to the most optimal implementation of its views. The sub-adviser invests opportunistically based upon the sub-strategy it favors at any given time.

The fund's strategy normally employs a substantial amount of leverage. A large portion of the fund's long investment exposure to a company's securities may be established through total return swaps or other derivative instruments that have a leveraging effect on the fund. The fund may also take short positions which involve leverage.

The sub-adviser utilizes fundamental research to select investments and seeks to attain the most optimal implementation of its fundamental views in the current market environment through direct investments and/or synthetically through derivatives. In executing its strategy, the sub-adviser generally seeks to capture the price difference between a security's current market price and the anticipated value to be delivered through the successful completion of an extraordinary corporate transaction or a unique event-driven opportunity. Intensive fundamental and security valuation analysis is applied by the sub-adviser in an effort to identify value and manage risk, as well as to calculate rates of return and monitor investment thesis progress. The fund will generally invest in transactions with identifiable time-frames and with what the sub-adviser believes have favorable risk/return profiles.

The fund generally uses derivatives as part of the overall implementation of its strategy, and derivatives usage may be substantial. Such derivatives may include total return swaps, credit default swaps, interest rate swaps, forward currency contracts, options on securities and futures transactions. Derivatives may be used in different ways within the fund. For example, derivatives may be used as substitutes for direct investments in stocks, bonds or convertible securities. Derivatives also may be used for speculative or hedging purposes. Derivatives used by the fund may involve leverage.

When the fund uses derivatives with a leveraging effect, changes in the value of the fund's investments will have a larger effect on the fund's share price than if it did not use such derivatives. Other risks also are magnified and there are costs associated with using leverage. The fund may need to liquidate portfolio positions when it may not be advantageous to do so in order to satisfy its obligations or to comply with applicable segregation requirements.

The fund will invest primarily in companies in developed markets, but may invest up to 20% of its assets in companies located in emerging markets. The fund may invest without limit in companies in non-U.S. developed markets and in lower investment grade and non-investment grade fixed income securities (commonly known as "junk bonds"). The sub-adviser expects the average duration of the fixed income securities in the fund's portfolio, including the negative duration of short positions in fixed income securities, to

be between 3 and 4 years. Duration is a measure used to determine the sensitivity of a security's price to changes in interest rates. The longer a security's duration, the more sensitive it will be to changes in interest rates. The fund may invest in companies of any capitalization.

The fund may have a portfolio turnover rate that is significantly higher than a comparable fund.

The fund is non-diversified.

**Principal Risks:** Risk is inherent in all investing. Many factors and risks affect the fund's performance, including those described below. The value of your investment in the fund, as well as the amount of return you receive on your investment, may fluctuate significantly day to day and over time. You may lose part or all of your investment in the fund or your investment may not perform as well as other similar investments. The following is a summary description of principal risks (in alphabetical order after certain key risks) of investing in the fund. An investment in the fund is not a bank deposit and is not insured or guaranteed by the Federal Deposit Insurance Corporation or any other government agency. **You may lose money if you invest in this fund.**

**Market** – The market values of the fund's securities and other assets will fluctuate, sometimes sharply and unpredictably, due to changes in general market conditions, overall economic trends or events, governmental actions or interventions, actions taken by the U.S. Federal Reserve or foreign central banks, political developments, investor sentiment, public health emergencies such as a pandemic, and other factors that may or may not be related to the issuer of the security or other asset. The market prices of securities and other assets also may go down due to events or conditions that affect particular sectors, industries or issuers. Adverse market conditions may be prolonged and may not have the same impact on all types of securities or other assets.

Economies and financial markets throughout the world are increasingly interconnected. Economic, financial or political events, trading and tariff arrangements, public health events, terrorism, technology and data interruptions, natural disasters, and other circumstances in one or more countries or regions could be highly disruptive to, and have profound impacts on, global economies or markets. As a result, whether or not the fund invests in securities of issuers located in or with significant exposure to the countries directly affected, the value and liquidity of the fund's investments may go down.

The COVID-19 pandemic has caused substantial market disruption around the world, including the U.S. There have been periods of extreme volatility, and periods where there have been no buyers for certain securities, including U.S. Treasury securities. Some sectors of the economy and individual issuers have experienced particularly large losses. The pandemic has reduced liquidity of particular investments and asset classes; resulted in significant disruptions to business operations, including business closures; strained healthcare systems; disrupted supply chains, consumer demand and employee availability; and restricted travel. These conditions may continue for an extended period of time, or worsen. The pandemic may result in a sustained domestic or global economic downturn or recession. Developing or emerging market countries

may be more adversely impacted. The ultimate economic fallout from the pandemic, and the long-term impact on economies, markets, industries and individual issuers, are not known.

The U.S. government and the Federal Reserve, as well as certain foreign governments and central banks, have taken extraordinary actions to support local and global economies and the financial markets in response to the COVID-19 pandemic. These actions have resulted in significant expansion of public debt, including in the U.S. The long-term consequences of this level of public debt are not known. In addition, certain interest rates have been reduced to very low levels. This and other government intervention into the economy and financial markets to address the pandemic may not work as intended, particularly if the efforts are perceived by investors as being unlikely to achieve the desired results.

The COVID-19 pandemic could continue to adversely affect the value and liquidity of the fund's investments, impair the fund's ability to satisfy redemption requests, and negatively impact the fund's performance.

**Convertible Securities** – Convertible securities are subject to risks associated with both fixed income and equity securities. For example, if market interest rates rise, the value of a convertible security typically falls. In addition, a convertible security is subject to the risk that the issuer will not be able to pay interest or dividends when due, and the market value of the security may change based on the issuer's actual or perceived creditworthiness. Since the convertible security derives a portion of its value from the underlying common stock, the security is also subject to the same types of market and issuer-specific risks that apply to the underlying common stock. Convertible securities generally offer lower interest or dividend yields than non-convertible securities of similar quality.

**Derivatives** – Risks of derivatives include leverage risk, liquidity risk, valuation risk, market risk, counterparty risk, credit risk, operational risk and legal risk. Use of derivatives can increase fund losses, reduce opportunities for gains, increase fund volatility, and not produce the result intended. Certain derivatives have the potential for unlimited loss, regardless of the size of the initial investment. Even a small investment in derivatives can have a disproportionate impact on the fund. Derivatives may be difficult to sell, unwind or value, and the counterparty (including, if applicable, the fund's clearing broker, the derivatives exchange or the clearinghouse) may default on its obligations to the fund. In certain cases, the fund may incur costs and may be hindered or delayed in enforcing its rights against or closing out derivatives instruments with a counterparty, which may result in additional losses. Derivatives are also generally subject to the risks applicable to the assets, rates, indices or other indicators underlying the derivative, including market risk, credit risk, liquidity risk, management and valuation risk. Also, suitable derivative transactions may not be available in all circumstances or at reasonable prices. The value of a derivative may fluctuate more or less than, or otherwise not correlate well with, the underlying assets, rates, indices or other indicators to which it relates. The fund may be required to segregate or earmark liquid assets or otherwise cover its obligations under derivatives transactions and may have to liquidate positions before it is desirable in order to meet these segregation and coverage requirements.

**Credit** – If an issuer or other obligor (such as a party providing insurance or other credit enhancement) of a security held by the fund or a counterparty to a financial contract with the fund is unable or unwilling to meet its financial obligations, or is downgraded or perceived to be less creditworthy (whether by market participants or otherwise), or if the value of any underlying assets declines, the value of your investment will typically decline. A decline may be significant, particularly in certain market environments. In addition, the fund may incur costs and may be hindered or delayed in enforcing its rights against an issuer, obligor or counterparty.

**Fixed-Income Securities** – Fixed-income securities are subject to risks including credit risk, interest rate risk, counterparty risk, prepayment risk, extension risk, valuation risk, and liquidity risk. The value of fixed-income securities may go up or down, sometimes rapidly and unpredictably, due to general market conditions, such as real or perceived adverse economic or political conditions, tariffs and trade disruptions, inflation, changes in interest rates, lack of liquidity in the bond markets or adverse investor sentiment. In addition, the value of a fixed-income security may decline if the issuer or other obligor of the security fails to pay principal and/or interest, otherwise defaults or has its credit rating downgraded or is perceived to be less creditworthy, or the credit quality or value of any underlying assets declines. If the value of fixed-income securities owned by the fund falls, the value of your investment will go down. The fund may lose its entire investment in the fixed-income securities of an issuer.

**Equity Securities** – Equity securities generally have greater risk of loss than debt securities. Stock markets are volatile and the value of equity securities may go up or down sometimes rapidly and unpredictably. The value of equity securities fluctuates based on real or perceived changes in a company's financial condition, factors affecting a particular industry or industries, and overall market, economic and political conditions. If the market prices of the equity securities owned by the fund fall, the value of your investment in the fund will decline. The fund may lose its entire investment in the equity securities of an issuer.

**Interest Rate** – Interest rates in the U.S. and certain foreign markets have been low relative to historic levels. The fund faces a risk that interest rates may rise. The value of fixed income securities generally goes down when interest rates rise. A rise in rates tends to have a greater impact on the prices of longer term or duration securities. Changes in interest rates also may affect the liquidity of the fund's investments. A general rise in interest rates may cause investors to sell fixed income securities on a large scale, which could adversely affect the price and liquidity of fixed income securities generally and could also result in increased redemptions from the fund. Increased redemptions could cause the fund to sell securities at inopportune times or depressed prices and result in further losses.

**Liquidity** – The fund may make investments that are illiquid or that become illiquid after purchase. Illiquid investments can be difficult to value, may trade at a discount from comparable, more liquid investments, and may be subject to wide fluctuations in value. If the fund is forced to sell an illiquid investment to meet redemption requests or other cash needs, the fund may be forced to sell at a substantial loss or may not be able to sell at all. Liquidity of particular investments, or even entire asset classes, including

U.S. Treasury securities, can deteriorate rapidly, particularly during times of market turmoil, and those investments may be difficult or impossible for the fund to sell. This may prevent the fund from limiting losses.

**Counterparty** – The fund could lose money if the counterparties to derivatives, repurchase agreements and other financial contracts entered into for the fund do not fulfill their contractual obligations. In addition, the fund may incur costs and may be hindered or delayed in enforcing its rights against a counterparty.

**Extension** – When interest rates rise, repayments of fixed income securities, including asset- and mortgage-backed securities, may occur more slowly than anticipated, causing their market prices to decline.

**Prepayment or Call** – Many issuers have a right to prepay their fixed income securities. If this happens, the fund will not benefit from the rise in the market price of the securities that normally accompanies a decline in interest rates and may be forced to reinvest the prepayment proceeds in securities with lower yields.

**Non-Diversification** – As a “non-diversified” fund, the fund may invest a larger percentage of its assets in a smaller number of issuers than a diversified fund. Investing in a smaller number of issuers will make the fund more susceptible to negative events affecting those issuers.

**Focused Investing** – To the extent the fund invests in a limited number of countries, regions, sectors, industries or market segments, in a limited number of issuers, or in issuers in related businesses or that are subject to related operating risks, the fund will be more susceptible to negative events affecting those countries, regions, sectors, industries, segments or issuers, and the value of its shares may be more volatile than if it invested more widely.

**Management** – The value of your investment may go down if the investment manager’s or sub-adviser’s judgments and decisions are incorrect or otherwise do not produce the desired results, or if the fund’s investment strategy does not work as intended. You may also suffer losses if there are imperfections, errors or limitations in the quantitative, analytic or other tools, resources, information and data used, investment techniques applied, or the analyses employed or relied on, by the investment manager or sub-adviser, if such tools, resources, information or data are used incorrectly or otherwise do not work as intended, or if the investment manager’s or sub-adviser’s investment style is out of favor or otherwise fails to produce the desired results. Any of these things could cause the fund to lose value or its results to lag relevant benchmarks or other funds with similar objectives.

**Active Trading** – The fund may purchase and sell securities without regard to the length of time held. Active trading may be more pronounced during periods of market volatility, may have a negative impact on performance by increasing transaction costs and may generate greater amounts of short-term capital gains.

**Arbitrage** – The strategy is intended to take advantage of a perceived relationship between the value of two or more securities and may not work as intended.

**Currency** – The value of a fund’s investments in securities denominated in foreign currencies increases or decreases as the rates of exchange between those currencies and the U.S. dollar change. U.S. dollar-denominated securities of foreign issuers may also be affected by currency risk. Currency exchange rates

Currency conversion costs and currency fluctuations could reduce or eliminate investment gains or add to investment losses. A fund may be unable or may choose not to hedge its foreign currency exposure.

**Currency Hedging** – The fund may hedge its currency risk using currency futures, forwards or options. However, hedging strategies and/or these instruments may not always work as intended, and a fund may be worse off than if it had not used a hedging strategy or instrument.

**Emerging Markets** – Investments in securities of issuers located or doing business in emerging markets are subject to heightened foreign investments risks and may experience rapid and extreme changes in value. Emerging market countries tend to have less developed and less stable economic, political and legal systems and regulatory and accounting standards, may have policies that restrict investment by foreigners or that prevent foreign investors such as the fund from withdrawing their money at will, and are more likely to experience nationalization, expropriation and confiscatory taxation. In addition, emerging market securities may have low trading volumes and may be or become illiquid.

**Foreign Investments** – Investing in securities of foreign issuers or issuers with significant exposure to foreign markets involves additional risks. Foreign markets can be less liquid, less regulated, less transparent and more volatile than U.S. markets. The value of the fund’s foreign investments may decline, sometimes rapidly or unpredictably, because of factors affecting the particular issuer as well as foreign markets and issuers generally, such as unfavorable or unsuccessful government actions, reduction of government or central bank support, tariffs and trade disruptions, political or financial instability, social unrest or other adverse economic or political developments. Foreign investments may be more difficult to value than investments in U.S. issuers.

**High-Yield Debt Securities** – High-yield debt securities, commonly referred to as “junk” bonds, are securities that are rated below “investment grade” or are of comparable quality. Changes in interest rates, the market’s perception of the issuers, the creditworthiness of the issuers and negative perceptions of the junk bond market generally may significantly affect the value of these bonds. Junk bonds are considered speculative, tend to be volatile, typically have a higher risk of default, tend to be less liquid and more difficult to value than higher grade securities, and may result in losses for the fund.

**Large Shareholder** – A significant portion of the fund’s shares may be owned by other funds sponsored by Transamerica. Transactions by these funds may be disruptive to the management of the fund. For example, the fund may experience large redemptions and could be required to sell securities at a time when it may not otherwise desire to do so. Such transactions may increase the fund’s brokerage and/or other transaction costs. In addition, sizeable redemptions could cause the fund’s total expenses to increase.

**Leveraging** – To the extent that the fund borrows or uses derivatives or other investments, such as ETFs, that have embedded leverage, your investment may be subject to heightened volatility, risk of loss and costs. Other risks also will be compounded because leverage generally magnifies the effect of a change in the value of an asset and creates a risk of loss of value on a larger pool of assets than the fund would otherwise have. Use of leverage may result in the loss of a substantial amount, and possibly all, of the



can be volatile and may fluctuate significantly over short periods of time.

fund's assets. The fund also may have to sell assets at inopportune times to satisfy its obligations or meet segregation, coverage or margin requirements.

**Preferred Stock** – Preferred stock's right to dividends and liquidation proceeds is junior to the rights of a company's debt securities. The value of preferred stock may be subject to factors that affect fixed income and equity securities. The value of preferred stock tends to vary more with fluctuations in the underlying common stock and less with fluctuations in interest rates and tends to exhibit greater volatility.

**Repurchase Agreements** – In a repurchase agreement, the fund purchases securities from a broker-dealer or a bank, called the counterparty, upon the agreement of the counterparty to repurchase the securities from the fund at a later date, and at a specified price. The securities purchased serve as the fund's collateral for the obligation of the counterparty to repurchase the securities. If the counterparty does not repurchase the securities, the fund is entitled to sell the securities, but the fund may not be able to sell them for the price at which they were purchased, thus causing a loss. If the counterparty becomes insolvent, there is some risk that the fund will not have a right to the securities, or the immediate right to sell the securities.

**Short Sales** – A short sale may be effected by selling a security that the fund does not own. If the price of the security sold short increases, the fund would incur a loss; conversely, if the price declines, the fund will realize a gain. Although the gain is limited by the price at which the security was sold short, the loss is potentially unlimited. The fund may also pay transaction costs and borrowing fees in connection with short sales.

**Small and Medium Capitalization Companies** – The fund will be exposed to additional risks as a result of its investments in the securities of small or medium capitalization companies. Small or medium capitalization companies may be more at risk than large capitalization companies because, among other things, they may have limited product lines, operating history, market or financial resources, or because they may depend on a limited management group. Securities of small and medium capitalization companies may be more volatile than and may underperform large capitalization companies, may be harder to sell at times and at prices the portfolio managers believe appropriate and may offer greater potential for losses.

**Valuation** – The sales price the fund could receive for any particular portfolio investment may differ from the fund's valuation of the investment, particularly for securities that trade in thin or volatile markets, that are priced based upon valuations provided by third-party pricing services that use matrix or evaluated pricing systems, or that are valued using a fair value methodology. These differences may increase significantly and affect fund investments more broadly during periods of market volatility. Investors who purchase or redeem fund shares on days when the fund is holding fair-valued securities may receive fewer or more shares or lower or higher redemption proceeds than they would have received if the fund had not fair-valued securities or had used a different valuation methodology.

**Warrants and Rights** – Warrants and rights may be considered more speculative than certain other types of investments because they do not entitle a holder to the dividends or voting rights for the securities that may be purchased, and they do not

represent any rights in the assets of the issuing company. If the warrant is not exercised before the expiration date, it generally expires without any value and the fund will lose any amount it paid for the warrant.

**Performance:** The bar chart and the table below provide some indication of the risks of investing in the fund. The bar chart shows how the fund's performance has varied from year to year. The table shows how the fund's average annual total returns for different periods compare to the returns of a broad measure of market performance.

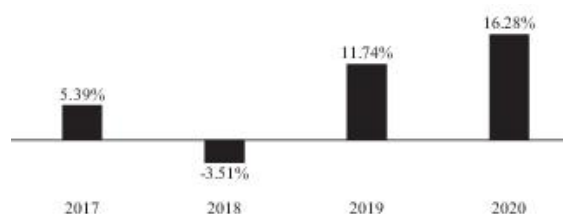
The past performance information shown below is for Class I shares. Although Class A shares would have similar returns as Class I shares because the classes are invested in the same portfolio of securities, the returns for Class A shares will differ from Class I shares to the extent that the classes have different expenses. Performance information for Class A shares will be included after the share class has been in operation for one complete calendar year.

Absent any applicable fee waivers and/or expense limitations, performance would be lower.

Index returns are since the inception of the oldest share class.

As with all mutual funds, past performance (before and after taxes) is not a prediction of future results. Updated performance information is available on our website at [www.transamerica.com/individual/products/mutual-funds/performance/](http://www.transamerica.com/individual/products/mutual-funds/performance/) or by calling 1-888-233-4339.

#### Annual Total Returns (calendar years ended December 31) - Class I



	Quarter Ended	Return
Best Quarter:	12/31/2020	9.95%
Worst Quarter:	3/31/2020	-7.85%

#### Average Annual Total Returns (periods ended December 31, 2020)

	1 Year	Since Inception	Inception Date
Class I			11/11/2016
Return before taxes	16.28%	7.65%	
Return after taxes on distributions	13.88%	6.73%	
Return after taxes on distributions and sale of fund shares	10.40%	5.68%	
ICE BofAML U.S. Dollar LIBOR 3-Month Constant Maturity Index (reflects no deduction for fees, expenses or taxes)	1.08%	1.68%	

The after-tax returns are calculated using the historic highest individual federal marginal income tax rates and do not reflect the impact of state and local taxes. Actual after-tax returns may depend on the investor's individual tax situation and may differ from those

shown. After-tax returns may not be relevant if the investment is made through a tax-exempt or tax-deferred account, such as a 401(k) plan.

### Management:

*Investment Manager:* Transamerica Asset Management, Inc.

*Sub-Adviser:* Advent Capital Management, LLC

*Portfolio Managers:*

Odell Lambroza	Portfolio Manager	since 2015
Tracy V. Maitland	Portfolio Manager	since 2015

**Purchase and Sale of Fund Shares:** You may purchase, exchange or redeem shares of the fund on any day the New York Stock Exchange is open for business, online or through our website at [www.transamerica.com](http://www.transamerica.com), by mail to Transamerica Fund Services, Inc., P.O. Box 219945, Kansas City, MO 64121-9945, by telephone at 1-888-233-4339, by overnight mail to Transamerica Fund Services, Inc., 330 W. 9th Street, Kansas City, MO 64105 or through a financial intermediary. The minimum initial purchase for Class A shares is \$1,000; the minimum subsequent investment is \$50. The minimum initial purchase for payroll deduction and automatic investment plan is \$500; the minimum subsequent investment is \$50 per monthly fund account investment. The minimum investment for Class I shares is \$1,000,000.

The fund currently does not offer Class A shares.

**Tax Information:** Fund distributions may be taxable as ordinary income, qualified dividend income, or capital gains, except when your investment is in an IRA, 401(k) or other tax-advantaged investment plan. In that case, you may be taxed when you take a distribution from such plan, depending on the type of plan, the circumstances of your distribution and other factors.

**Payments to Broker-Dealers and Other Financial Intermediaries:** If you purchase the fund through a broker-dealer or other financial intermediary, the fund and/or its affiliates may pay the intermediary for the sale of fund shares and related services. These payments may create a conflict of interest by influencing the broker-dealer or other intermediary and your salesperson to recommend the fund over another investment. Ask your salesperson or visit your financial intermediary's website for more information.

## Transamerica Floating Rate

**Investment Objective:** Seeks to achieve a high level of current income with capital appreciation as a secondary objective.

**Fees and Expenses:** This table describes the fees and expenses that you may pay if you buy, hold and sell shares of the fund. **You may pay other fees, such as brokerage commissions and other fees to financial intermediaries, which are not reflected in the tables and examples below.**

You may qualify for sales charge discounts if you and your family invest, or agree to invest in the future, at least \$50,000 in Transamerica Funds. More information about these and other discounts is available from your financial professional, in the “Waivers and Reductions of Sales Charges” section of the fund’s prospectus, in the Appendix – “Waivers and Discounts Available from Intermediaries,” and in the fund’s statement of additional information (SAI) under the heading “Purchase of Shares.”

### Shareholder Fees (fees paid directly from your investment)

	Class:	A	C	I
Maximum sales charge (load) imposed on purchases (as a percentage of offering price)		4.75%	None	None
Maximum deferred sales charge (load) (as a percentage of purchase price or redemption proceeds, whichever is lower)		None	<sup>1</sup> 1.00%	None

<sup>1</sup> Purchases of Class A shares in amounts of \$1 million or more that are not subject to an initial sales charge may be subject to a 1.00% contingent deferred sales charge if those shares are redeemed within 24 months of their purchase. A deferred sales charge on Class A and C shares may apply to certain redemptions of shares purchased by exchange from another Transamerica Fund.

### Annual Fund Operating Expenses (expenses that you pay each year as a percentage of the value of your investment)

	Class:	A	C	I
Management fees		0.64%	0.64%	0.64%
Distribution and service (12b-1) fees		0.25%	1.00%	None
Other expenses		0.32%	0.30%	0.31%
Total annual fund operating expenses		1.21%	1.94%	0.95%
Fee waiver and/or expense reimbursement <sup>1</sup>		0.16%	0.14%	0.15%
Total annual fund operating expenses after fee waiver and/or expense reimbursement		1.05%	1.80%	0.80%

<sup>1</sup> Contractual arrangements have been made with the fund’s investment manager, Transamerica Asset Management, Inc. (“TAM”), through March 1, 2022 to waive fees and/or reimburse fund expenses to the extent that total annual fund operating expenses exceed 1.05% for Class A shares, 1.80% for Class C shares and 0.80% for Class I shares, excluding, as applicable, acquired fund fees and expenses, interest, taxes, brokerage commissions, dividend and interest expenses on securities sold short, extraordinary expenses and other expenses not incurred in the ordinary course of the fund’s business. These arrangements cannot be terminated prior to March 1, 2022 without the Board of Trustees’ consent. TAM is permitted to recapture amounts waived and/or reimbursed to a class during any of the 36 months from the date on which TAM waived fees and/or reimbursed expenses for the class if the class’ total annual fund operating expenses have fallen to a level below the limits described above. In no case will TAM recapture any amount that would result, on any particular business day of the fund, in the class’ total annual fund operating expenses exceeding the applicable limits described above or any other lower limit then in effect.

**Example:** This Example is intended to help you compare the cost of investing in the fund with the cost of investing in other mutual funds.

The Example assumes that you invest \$10,000 in the fund for the time periods indicated and then redeem all shares at the end of those periods (unless otherwise indicated). The Example also assumes that your investment has a 5% return each year and that the fund’s operating expenses remain the same. Only the 1 year dollar amount shown below reflects TAM’s agreement to waive fees and/or reimburse fund expenses. Although your actual costs may be higher or lower, based on these assumptions your costs would be:

### If the shares are redeemed at the end of each period:

	1 year	3 years	5 years	10 years
Class A	\$ 577	\$ 826	\$ 1,094	\$ 1,858
Class C	\$ 283	\$ 596	\$ 1,034	\$ 2,253
Class I	\$ 82	\$ 288	\$ 511	\$ 1,153

### If the shares are not redeemed:

	1 year	3 years	5 years	10 years
Class A	\$ 577	\$ 826	\$ 1,094	\$ 1,858
Class C	\$ 183	\$ 596	\$ 1,034	\$ 2,253
Class I	\$ 82	\$ 288	\$ 511	\$ 1,153

**Portfolio Turnover:** The fund pays transaction costs, such as commissions, when it buys and sells securities (or “turns over” its portfolio). A higher portfolio turnover rate may indicate higher transaction costs and may result in higher taxes when fund shares are held in a taxable account. These costs, which are not reflected in annual fund operating expenses or in the Example, affect the fund’s performance.

During the most recent fiscal year, the portfolio turnover rate for the fund was 37% of the average value of its portfolio.

**Principal Investment Strategies:** Under normal circumstances the fund’s sub-adviser, Aegon USA Investment Management, LLC (the “sub-adviser”), seeks to achieve the fund’s objective by investing at least 80% of the fund’s net assets (plus the amount of borrowings, if any, for investment purposes) in floating rate loans or floating rate debt securities. Floating rate loans and floating rate debt securities have interest rates which float, adjust or vary periodically based upon a benchmark indicator, a specified adjustment schedule, or prevailing interest rates.

The sub-adviser uses a combination of a global “top-down” analysis of the macroeconomic and interest rate environment and proprietary “bottom-up” research of sectors, industries and securities. In the sub-adviser’s “top-down” approach, the sub-adviser analyzes various fundamental, technical, sentiment and valuation factors that the sub-adviser believes affect the movement of markets and securities prices worldwide. In its proprietary “bottom-up” research, the sub-adviser considers various fundamental and other factors, such as creditworthiness, capital structure, collateral and covenants specific to individual issuers and loans.

The sub-adviser's research analysts integrate environmental, social and governance matters within their analytical process alongside traditional credit analysis.

The fund will normally primarily invest in first lien, senior secured term floating rate loans ("senior loans") to corporate issuers, partnerships and other entities. The fund can invest in senior loans of any maturity and quality. The majority of the fund's total assets generally will be invested in floating rate loans or floating rate debt securities rated below investment grade (that is, loans or securities rated below BBB by Standard & Poor's or Fitch or below Baa by Moody's or, if unrated, determined to be of comparable quality by the fund's sub-adviser), and the fund may invest without limitation in such loans and securities. The issuers of the loans in which the fund invests may themselves be rated below investment grade even if the loan itself is not.

The fund may invest up to 15% of its net assets in unsecured floating rate loans and floating rate debt securities and up to 15% of its net assets in second lien floating rate loans. The fund may also invest up to 20% of its net assets in subordinated bridge loans, unsecured fixed rate high yield bonds, money market instruments and other fixed rate debt securities, including distressed securities that may be in default and have any or no credit rating.

The fund may invest in loans of foreign borrowers and foreign debt securities, including emerging market debt securities, but expects that the majority of its total assets will be invested in loans and debt securities of U.S. borrowers or issuers. The fund may invest in exchange traded funds ("ETF") to create exposure to asset classes.

**Principal Risks:** Risk is inherent in all investing. Many factors and risks affect the fund's performance, including those described below. The value of your investment in the fund, as well as the amount of return you receive on your investment, may fluctuate significantly day to day and over time. You may lose part or all of your investment in the fund or your investment may not perform as well as other similar investments. The following is a summary description of principal risks (in alphabetical order after certain key risks) of investing in the fund. An investment in the fund is not a bank deposit and is not insured or guaranteed by the Federal Deposit Insurance Corporation or any other government agency. **You may lose money if you invest in this fund.**

**Market** – The market values of the fund's securities and other assets will fluctuate, sometimes sharply and unpredictably, due to changes in general market conditions, overall economic trends or events, governmental actions or interventions, actions taken by the U.S. Federal Reserve or foreign central banks, political developments, investor sentiment, public health emergencies such as a pandemic, and other factors that may or may not be related to the issuer of the security or other asset. The market prices of securities and other assets also may go down due to events or conditions that affect particular sectors, industries or issuers. Adverse market conditions may be prolonged and may not have the same impact on all types of securities or other assets.

Economies and financial markets throughout the world are increasingly interconnected. Economic, financial or political events, trading and tariff arrangements, public health events, terrorism,

technology and data interruptions, natural disasters, and other circumstances in one or more countries or regions could be highly disruptive to, and have profound impacts on, global economies or markets. As a result, whether or not the fund invests in securities of issuers located in or with significant exposure to the countries directly affected, the value and liquidity of the fund's investments may go down.

The COVID-19 pandemic has caused substantial market disruption around the world, including the U.S. There have been periods of extreme volatility, and periods where there have been no buyers for certain securities, including U.S. Treasury securities. Some sectors of the economy and individual issuers have experienced particularly large losses. The pandemic has reduced liquidity of particular investments and asset classes; resulted in significant disruptions to business operations, including business closures; strained healthcare systems; disrupted supply chains, consumer demand and employee availability; and restricted travel. These conditions may continue for an extended period of time, or worsen. The pandemic may result in a sustained domestic or global economic downturn or recession. Developing or emerging market countries may be more adversely impacted. The ultimate economic fallout from the pandemic, and the long-term impact on economies, markets, industries and individual issuers, are not known.

The U.S. government and the Federal Reserve, as well as certain foreign governments and central banks, have taken extraordinary actions to support local and global economies and the financial markets in response to the COVID-19 pandemic. These actions have resulted in significant expansion of public debt, including in the U.S. The long-term consequences of this level of public debt are not known. In addition, certain interest rates have been reduced to very low levels. This and other government intervention into the economy and financial markets to address the pandemic may not work as intended, particularly if the efforts are perceived by investors as being unlikely to achieve the desired results.

The COVID-19 pandemic could continue to adversely affect the value and liquidity of the fund's investments, impair the fund's ability to satisfy redemption requests, and negatively impact the fund's performance.

**Floating Rate Loans** – Floating rate loans are often made to borrowers whose financial condition is troubled or highly leveraged. These loans frequently are rated below investment grade and are therefore subject to "High-Yield Debt Securities" risk. There is no public market for floating rate loans and the loans may trade infrequently and be subject to wide bid/ask spreads. Many floating rate loans are subject to restrictions on resale. Floating rate loans may have trade settlement periods in excess of seven days, which may result in the fund not receiving proceeds from the sale of a loan for an extended period. As a result, the fund may be subject to greater "Liquidity" risk than a fund that does not invest in floating rate loans and the fund may be constrained in its ability to meet its obligations (including obligations to redeeming shareholders). The lack of an active trading market may also make it more difficult to value floating rate loans. Rising interest rates can lead to increased default rates as payment obligations increase.

**Liquidity** – The fund may make investments that are illiquid or that become illiquid after purchase. Illiquid investments can be difficult to value, may trade at a discount from comparable, more

liquid investments, and may be subject to wide fluctuations in value. If the fund is forced to sell an illiquid investment to meet redemption requests or other cash needs, the fund may be forced to sell at a substantial loss or may not be able to sell at all. Liquidity of particular investments, or even entire asset classes, including U.S. Treasury securities, can deteriorate rapidly, particularly during times of market turmoil, and those investments may be difficult or impossible for the fund to sell. This may prevent the fund from limiting losses.

**Credit** – If an issuer or other obligor (such as a party providing insurance or other credit enhancement) of a security held by the fund or a counterparty to a financial contract with the fund is unable or unwilling to meet its financial obligations, or is downgraded or perceived to be less creditworthy (whether by market participants or otherwise), or if the value of any underlying assets declines, the value of your investment will typically decline. A decline may be significant, particularly in certain market environments. In addition, the fund may incur costs and may be hindered or delayed in enforcing its rights against an issuer, obligor or counterparty.

**Prepayment or Call** – Many issuers have a right to prepay their fixed income securities. If this happens, the fund will not benefit from the rise in the market price of the securities that normally accompanies a decline in interest rates and may be forced to reinvest the prepayment proceeds in securities with lower yields.

**Fixed-Income Securities** – Fixed-income securities are subject to risks including credit risk, interest rate risk, counterparty risk, prepayment risk, extension risk, valuation risk, and liquidity risk. The value of fixed-income securities may go up or down, sometimes rapidly and unpredictably, due to general market conditions, such as real or perceived adverse economic or political conditions, tariffs and trade disruptions, inflation, changes in interest rates, lack of liquidity in the bond markets or adverse investor sentiment. In addition, the value of a fixed-income security may decline if the issuer or other obligor of the security fails to pay principal and/or interest, otherwise defaults or has its credit rating downgraded or is perceived to be less creditworthy, or the credit quality or value of any underlying assets declines. If the value of fixed-income securities owned by the fund falls, the value of your investment will go down. The fund may lose its entire investment in the fixed-income securities of an issuer.

**High-Yield Debt Securities** – High-yield debt securities, commonly referred to as “junk” bonds, are securities that are rated below “investment grade” or are of comparable quality. Changes in interest rates, the market’s perception of the issuers, the creditworthiness of the issuers and negative perceptions of the junk bond market generally may significantly affect the value of these bonds. Junk bonds are considered speculative, tend to be volatile, typically have a higher risk of default, tend to be less liquid and more difficult to value than higher grade securities, and may result in losses for the fund.

**Interest Rate** – Interest rates in the U.S. and certain foreign markets have been low relative to historic levels. The fund faces a risk that interest rates may rise. The value of fixed income securities generally goes down when interest rates rise. A rise in rates tends to have a greater impact on the prices of longer term or duration securities. Changes in interest rates also may affect the liquidity of the fund’s investments. A general rise in interest rates

may cause investors to sell fixed income securities on a large scale, which could adversely affect the price and liquidity of fixed income securities generally and could also result in increased redemptions from the fund. Increased redemptions could cause the fund to sell securities at inopportune times or depressed prices and result in further losses.

**Distressed or Defaulted Securities** – Investments in defaulted securities and obligations of distressed issuers, including securities that are, or may be, involved in reorganizations or other financial restructurings, either out of court or in bankruptcy, involve substantial risks in addition to the risks of investing in high-yield debt securities. These securities are considered speculative. The fund may incur costs to protect its investment, and the fund could lose its entire investment.

**Counterparty** – The fund could lose money if the counterparties to derivatives, repurchase agreements and other financial contracts entered into for the fund do not fulfill their contractual obligations. In addition, the fund may incur costs and may be hindered or delayed in enforcing its rights against a counterparty.

**Extension** – When interest rates rise, repayments of fixed income securities, including asset- and mortgage-backed securities, may occur more slowly than anticipated, causing their market prices to decline.

**Valuation** – The sales price the fund could receive for any particular portfolio investment may differ from the fund’s valuation of the investment, particularly for securities that trade in thin or volatile markets, that are priced based upon valuations provided by third-party pricing services that use matrix or evaluated pricing systems, or that are valued using a fair value methodology. These differences may increase significantly and affect fund investments more broadly during periods of market volatility. Investors who purchase or redeem fund shares on days when the fund is holding fair-valued securities may receive fewer or more shares or lower or higher redemption proceeds than they would have received if the fund had not fair-valued securities or had used a different valuation methodology.

**Focused Investing** – To the extent the fund invests in a limited number of countries, regions, sectors, industries or market segments, in a limited number of issuers, or in issuers in related businesses or that are subject to related operating risks, the fund will be more susceptible to negative events affecting those countries, regions, sectors, industries, segments or issuers, and the value of its shares may be more volatile than if it invested more widely.

**Mortgage-Related and Asset-Backed Securities** – The value of mortgage-related and asset-backed securities will be influenced by factors affecting the housing market and the assets underlying such securities. As a result, during periods of declining asset values, difficult or frozen credit markets, swings in interest rates, or deteriorating economic conditions, mortgage-related and asset-backed securities may decline in value, face valuation difficulties, become more volatile and/or become illiquid, which could negatively impact the fund. Mortgage-backed securities represent direct or indirect participations in, or are collateralized by and payable from, mortgage loans secured by real property. Asset-backed securities represent participations in, or are secured by and payable from, assets such as installment sales or loan contracts, leases, credit card receivables and other categories of receivables. The value of mortgage-backed and asset-backed securities may be affected by changes in credit

quality or value of the mortgage loans or other assets that support the securities. Mortgage-backed and asset-backed securities are subject to prepayment or call and extension risks. Some of these securities may receive little or no collateral protection from the underlying assets.

**Management** – The value of your investment may go down if the investment manager's or sub-adviser's judgments and decisions are incorrect or otherwise do not produce the desired results, or if the fund's investment strategy does not work as intended. You may also suffer losses if there are imperfections, errors or limitations in the quantitative, analytic or other tools, resources, information and data used, investment techniques applied, or the analyses employed or relied on, by the investment manager or sub-adviser, if such tools, resources, information or data are used incorrectly or otherwise do not work as intended, or if the investment manager's or sub-adviser's investment style is out of favor or otherwise fails to produce the desired results. Any of these things could cause the fund to lose value or its results to lag relevant benchmarks or other funds with similar objectives.

**Active Trading** – The fund may purchase and sell securities without regard to the length of time held. Active trading may be more pronounced during periods of market volatility, may have a negative impact on performance by increasing transaction costs and may generate greater amounts of short-term capital gains.

**Currency** – The value of a fund's investments in securities denominated in foreign currencies increases or decreases as the rates of exchange between those currencies and the U.S. dollar change. U.S. dollar-denominated securities of foreign issuers may also be affected by currency risk. Currency exchange rates can be volatile and may fluctuate significantly over short periods of time. Currency conversion costs and currency fluctuations could reduce or eliminate investment gains or add to investment losses. A fund may be unable or may choose not to hedge its foreign currency exposure.

**Emerging Markets** – Investments in securities of issuers located or doing business in emerging markets are subject to heightened foreign investments risks and may experience rapid and extreme changes in value. Emerging market countries tend to have less developed and less stable economic, political and legal systems and regulatory and accounting standards, may have policies that restrict investment by foreigners or that prevent foreign investors such as the fund from withdrawing their money at will, and are more likely to experience nationalization, expropriation and confiscatory taxation. In addition, emerging market securities may have low trading volumes and may be or become illiquid.

**Foreign Investments** – Investing in securities of foreign issuers or issuers with significant exposure to foreign markets involves additional risks. Foreign markets can be less liquid, less regulated, less transparent and more volatile than U.S. markets. The value of the fund's foreign investments may decline, sometimes rapidly or unpredictably, because of factors affecting the particular issuer as well as foreign markets and issuers generally, such as unfavorable or unsuccessful government actions, reduction of government or central bank support, tariffs and trade disruptions, political or financial instability, social unrest or other adverse economic or political developments. Foreign investments may be more difficult to value than investments in U.S. issuers.

**Junior Loans** – Junior loans are subject to the same general risks inherent to any loan investment, including credit risk, market and liquidity risk and interest rate risk. Due to their lower place in the borrower's capital structure and possible unsecured status, junior loans involve a higher degree of overall risk than senior loans of the same borrower.

**Large Shareholder** – A significant portion of the fund's shares may be owned by other funds sponsored by Transamerica. Transactions by these funds may be disruptive to the management of the fund. For example, the fund may experience large redemptions and could be required to sell securities at a time when it may not otherwise desire to do so. Such transactions may increase the fund's brokerage and/or other transaction costs. In addition, sizeable redemptions could cause the fund's total expenses to increase.

**Leveraging** – To the extent that the fund borrows or uses derivatives or other investments, such as ETFs, that have embedded leverage, your investment may be subject to heightened volatility, risk of loss and costs. Other risks also will be compounded because leverage generally magnifies the effect of a change in the value of an asset and creates a risk of loss of value on a larger pool of assets than the fund would otherwise have. Use of leverage may result in the loss of a substantial amount, and possibly all, of the fund's assets. The fund also may have to sell assets at inopportune times to satisfy its obligations or meet segregation, coverage or margin requirements.

**Loans** – Loans are subject to the credit risk of nonpayment of principal or interest. Economic downturns or increases in interest rates may cause an increase in defaults, interest rate risk and liquidity risk. Loans may or may not be collateralized at the time of acquisition, and any collateral may be relatively illiquid or lose all or substantially all of its value subsequent to investment. The fund's investments in loans are also subject to prepayment or call risk.

**Privately Placed and Other Restricted Securities** – Restricted securities, which include private placements of private and public companies, are subject to legal or contractual restrictions on their resale. Restricted securities may be difficult to sell at the time and price a fund prefers. Restricted securities may be difficult to value properly and may involve greater risks than securities that are not subject to restrictions on resale, both of which may result in substantial losses. An insufficient number of eligible buyers interested in purchasing restricted securities held by a fund could adversely affect the marketability of such securities and a fund might be unable to dispose of such securities promptly or at reasonable prices, adversely affecting a fund's overall liquidity. Restricted securities may not be listed on an exchange and may have no active trading market. A fund may incur additional expense when disposing of restricted securities.

**Repurchase Agreements** – In a repurchase agreement, the fund purchases securities from a broker-dealer or a bank, called the counterparty, upon the agreement of the counterparty to repurchase the securities from the fund at a later date, and at a specified price. The securities purchased serve as the fund's collateral for the obligation of the counterparty to repurchase the securities. If the counterparty does not repurchase the securities, the fund is entitled to sell the securities, but the fund may not be able to sell them for the price at which they were purchased, thus causing a

loss. If the counterparty becomes insolvent, there is some risk that the fund will not have a right to the securities, or the immediate right to sell the securities.

**Sustainability and Environmental, Social and Governance (“ESG”) Considerations** - Applying sustainability and/or ESG factors as part of the fund’s security selection process may impact the sub-adviser’s investment decisions. Sustainability and ESG factors are not uniformly defined and applying such factors involves subjective assessments. Sustainability and ESG ratings and assessments of issuers can vary across third party data providers and may change over time. Sustainability and ESG factors can be difficult to apply consistently across issuers, regions, countries, industries or sectors. The application of these factors could negatively impact the fund’s performance.

**Underlying Exchange-Traded Funds** – To the extent the fund invests its assets in underlying ETFs, its ability to achieve its investment objective will depend in part on the performance of the underlying ETFs in which it invests. Investing in underlying ETFs subjects the fund to the risks of investing in the underlying securities or assets held by those ETFs. Each of the underlying ETFs in which the fund may invest has its own investment risks, and those risks can affect the value of the underlying ETFs’ shares and therefore the value of the fund’s investments. There can be no assurance that the investment objective of any underlying ETF will be achieved. In addition, the fund will bear a pro rata portion of the operating expenses of the underlying ETFs in which it invests.

**Yield** – The amount of income received by the fund will go up or down depending on day-to-day variations in short-term interest rates, and the fund’s expenses could absorb all or a significant portion of the fund’s income. If interest rates increase, the fund’s yield may not increase proportionately.

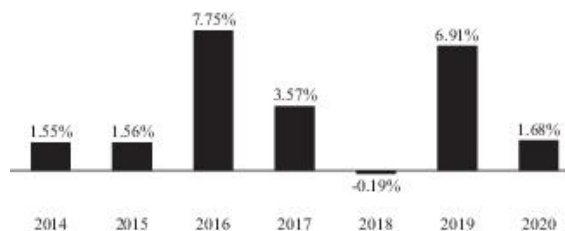
**Performance:** The bar chart and the table below provide some indication of the risks of investing in the fund. The bar chart shows how the fund’s performance has varied from year to year. The table shows how the fund’s average annual total returns for different periods compare to the returns of a broad measure of market performance.

The bar chart does not reflect the impact of sales charges, which, if reflected, would lower the returns. The table includes deduction of applicable sales charges.

Absent any applicable fee waivers and/or expense limitations, performance would be lower.

As with all mutual funds, past performance (before and after taxes) is not a prediction of future results. Updated performance information is available on our website at [www.transamerica.com/individual/products/mutual-funds/performance/](http://www.transamerica.com/individual/products/mutual-funds/performance/) or by calling 1-888-233-4339.

#### Annual Total Returns (calendar years ended December 31) - Class A



	Quarter Ended	Return
Best Quarter:	6/30/2020	8.50%
Worst Quarter:	3/31/2020	-12.31%

#### Average Annual Total Returns (periods ended December 31, 2020)

	1 Year	5 Years	Since Inception	Inception Date
Class A				10/31/2013
Return before taxes	-3.14%	2.89%	2.53%	
Return after taxes on distributions	-4.77%	1.07%	0.81%	
Return after taxes on distributions and sale of fund shares	-1.90%	1.40%	1.15%	
Class C (Return before taxes only)	-0.16%	3.12%	2.46%	10/31/2013
Class I (Return before taxes only)	1.71%	4.07%	3.40%	10/31/2013
Credit Suisse Leveraged Loan Index (reflects no deduction for fees, expenses or taxes)	2.78%	5.19%	3.98%	

The after-tax returns are calculated using the historic highest individual federal marginal income tax rates and do not reflect the impact of state and local taxes. Actual after-tax returns may depend on the investor’s individual tax situation and may differ from those shown. After-tax returns may not be relevant if the investment is made through a tax-exempt or tax-deferred account, such as a 401(k) plan.

**After-tax returns are presented for only one class, and returns for other classes are presented before taxes only and will vary.**

#### Management:

*Investment Manager:* Transamerica Asset Management, Inc.  
*Sub-Adviser:* Aegon USA Investment Management, LLC  
*Portfolio Managers:*

John F. Bailey, CFA	Portfolio Manager	since 2013
Jason P. Felderman, CFA	Portfolio Manager	since 2013
Zach Halstead	Portfolio Manager	since 2018
James K. Schaeffer, Jr.	Portfolio Manager	since 2013

**Purchase and Sale of Fund Shares:** You may purchase, exchange or redeem shares of the fund on any day the New York Stock Exchange is open for business, online or through our website at [www.transamerica.com](http://www.transamerica.com), by mail to Transamerica Fund Services, Inc., P.O. Box 219945, Kansas City, MO 64121-9945, by telephone at 1-888-233-4339, by overnight mail to Transamerica Fund Services, Inc., 330 W. 9th Street, Kansas City, MO 64105 or through a financial intermediary. The minimum initial purchase for Class A and C shares is \$1,000;



the minimum subsequent investment is \$50. The minimum initial purchase for payroll deduction and

automatic investment plan is \$500; the minimum subsequent investment is \$50 per monthly fund account investment. The minimum investment for Class I shares is \$1,000,000.

**Tax Information:** Fund distributions may be taxable as ordinary income or capital gains, except when your investment is in an IRA, 401(k) or other tax-advantaged investment plan. In that case, you may be taxed when you take a distribution from such plan, depending on the type of plan, the circumstances of your distribution and other factors.

**Payments to Broker-Dealers and Other Financial Intermediaries:** If you purchase the fund through a broker-dealer or other financial intermediary, the fund and/or its affiliates may pay the intermediary for the sale of fund shares and related services. These payments may create a conflict of interest by influencing the broker-dealer or other intermediary and your salesperson to recommend the fund over another investment. Ask your salesperson or visit your financial intermediary's website for more information.

## Transamerica Global Equity

**Investment Objective:** Seeks long-term capital appreciation.

**Fees and Expenses:** This table describes the fees and expenses that you may pay if you buy, hold and sell shares of the fund. **You may pay other fees, such as brokerage commissions and other fees to financial intermediaries, which are not reflected in the tables and examples below.**

You may qualify for sales charge discounts if you and your family invest, or agree to invest in the future, at least \$50,000 in Transamerica Funds. More information about these and other discounts is available from your financial professional, in the “Waivers and Reductions of Sales Charges” section of the fund’s prospectus, in the Appendix – “Waivers and Discounts Available from Intermediaries,” and in the fund’s statement of additional information (SAI) under the heading “Purchase of Shares.”

### Shareholder Fees (fees paid directly from your investment)

Class:	A	C	I	R6
Maximum sales charge (load) imposed on purchases (as a percentage of offering price)	5.50%	None	None	None
Maximum deferred sales charge (load) (as a percentage of purchase price or redemption proceeds, whichever is lower)	None	1.00%	None	None

<sup>1</sup> Purchases of Class A shares in amounts of \$1 million or more that are not subject to an initial sales charge may be subject to a 1.00% contingent deferred sales charge if those shares are redeemed within 24 months of their purchase. A deferred sales charge on Class A and C shares may apply to certain redemptions of shares purchased by exchange from another Transamerica Fund.

### Annual Fund Operating Expenses (expenses that you pay each year as a percentage of the value of your investment)

Class:	A	C	I	R6
Management fees	0.79%	0.79%	0.79%	0.79%
Distribution and service (12b-1) fees	0.25%	1.00%	None	None
Other expenses	0.41%	0.41%	0.31%	0.20%
Recaptured expense <sup>1</sup>	0.00%	0.00%	0.02%	0.00%
All other expenses	0.41%	0.41%	0.29%	0.20%
Total annual fund operating expenses	1.45%	2.20%	1.10%	0.99%
Fee waiver and/or expense reimbursement <sup>1</sup>	0.10%	0.10%	0.00%	0.00%
Total annual fund operating expenses after fee waiver and/or expense reimbursement	1.35%	2.10%	1.10%	0.99%

<sup>1</sup> Contractual arrangements have been made with the fund’s investment manager, Transamerica Asset Management, Inc. (“TAM”), through March 1, 2022 to waive fees and/or reimburse fund expenses to the extent that total annual fund operating expenses exceed 1.35% for Class A shares, 2.10% for Class C shares, 1.10% for Class I shares and 1.05% for Class R6 shares, excluding, as applicable, acquired fund fees and expenses, interest, taxes, brokerage commissions, dividend and interest expenses on securities sold short, extraordinary expenses and other expenses not incurred in the ordinary course of the fund’s business. These arrangements cannot be terminated prior to March 1, 2022 without the Board of Trustees’ consent. TAM is permitted to recapture amounts waived and/or reimbursed to a class during any of the 36 months from the date on which TAM waived fees and/or reimbursed expenses for the class if the class’ total annual fund operating expenses have fallen to a level below the limits described above. In no case will TAM recapture any

amount that would result, on any particular business day of the fund, in the class’ total annual operating expenses exceeding the applicable limits described above or any other lower limit then in effect.

**Example:** This Example is intended to help you compare the cost of investing in the fund with the cost of investing in other mutual funds.

The Example assumes that you invest \$10,000 in the fund for the time periods indicated and then redeem all shares at the end of those periods (unless otherwise indicated). The Example also assumes that your investment has a 5% return each year and that the fund’s operating expenses remain the same. Only the 1 year dollar amount shown below reflects TAM’s agreement to waive fees and/or reimburse fund expenses. Although your actual costs may be higher or lower, based on these assumptions your costs would be:

### If the shares are redeemed at the end of each period:

	1 year	3 years	5 years	10 years
Class A	\$ 680	\$ 974	\$ 1,290	\$ 2,182
Class C	\$ 313	\$ 679	\$ 1,171	\$ 2,526
Class I	\$ 112	\$ 350	\$ 606	\$ 1,340
Class R6	\$ 101	\$ 315	\$ 547	\$ 1,213

### If the shares are not redeemed:

	1 year	3 years	5 years	10 years
Class A	\$ 680	\$ 974	\$ 1,290	\$ 2,182
Class C	\$ 213	\$ 679	\$ 1,171	\$ 2,526
Class I	\$ 112	\$ 350	\$ 606	\$ 1,340
Class R6	\$ 101	\$ 315	\$ 547	\$ 1,213

**Portfolio Turnover:** The fund pays transaction costs, such as commissions, when it buys and sells securities (or “turns over” its portfolio). A higher portfolio turnover rate may indicate higher transaction costs and may result in higher taxes when fund shares are held in a taxable account. These costs, which are not reflected in annual fund operating expenses or in the Example, affect the fund’s performance.

During the most recent fiscal year, the portfolio turnover rate for the fund was 71% of the average value of its portfolio.

**Principal Investment Strategies:** Under normal circumstances, the fund’s sub-adviser, Rockefeller & Co. LLC (the “sub-adviser”) invests at least 80% of the fund’s net assets (plus the amount of borrowings, if any, for investment purposes) in equity securities. The fund may invest in securities of U.S. and non-U.S. issuers of any size, but generally focuses on larger, more established companies. The fund will invest primarily in securities of companies domiciled in developed markets, but may invest up to 30% of its net assets in securities of companies domiciled in emerging and frontier markets, as classified using the MSCI classifications of emerging and frontier markets. Under normal conditions, the fund will invest in at least four countries including the U.S. Securities held by the fund may be denominated in either U.S. dollars or local currency.

The sub-adviser selects investments for the fund's portfolio using a "bottom-up" security analysis that includes fundamental, sector-based research in seeking to identify businesses that have high or improving returns on capital, barriers to competition and compelling valuations.

Equity securities in which the fund may invest include common stocks, preferred stocks, convertible securities, rights and warrants for equity securities, depositary receipts such as American Depositary Receipts, Global Depositary Receipts and European Depositary Receipts, and interests in other investment companies, including exchange traded funds, that invest in equity securities.

**Principal Risks:** Risk is inherent in all investing. Many factors and risks affect the fund's performance, including those described below. The value of your investment in the fund, as well as the amount of return you receive on your investment, may fluctuate significantly day to day and over time. You may lose part or all of your investment in the fund or your investment may not perform as well as other similar investments. The following is a summary description of principal risks (in alphabetical order after certain key risks) of investing in the fund. An investment in the fund is not a bank deposit and is not insured or guaranteed by the Federal Deposit Insurance Corporation or any other government agency. **You may lose money if you invest in this fund.**

**Market** – The market values of the fund's securities and other assets will fluctuate, sometimes sharply and unpredictably, due to changes in general market conditions, overall economic trends or events, governmental actions or interventions, actions taken by the U.S. Federal Reserve or foreign central banks, political developments, investor sentiment, public health emergencies such as a pandemic, and other factors that may or may not be related to the issuer of the security or other asset. The market prices of securities and other assets also may go down due to events or conditions that affect particular sectors, industries or issuers. Adverse market conditions may be prolonged and may not have the same impact on all types of securities or other assets.

Economies and financial markets throughout the world are increasingly interconnected. Economic, financial or political events, trading and tariff arrangements, public health events, terrorism, technology and data interruptions, natural disasters, and other circumstances in one or more countries or regions could be highly disruptive to, and have profound impacts on, global economies or markets. As a result, whether or not the fund invests in securities of issuers located in or with significant exposure to the countries directly affected, the value and liquidity of the fund's investments may go down.

The COVID-19 pandemic has caused substantial market disruption around the world, including the U.S. There have been periods of extreme volatility, and periods where there have been no buyers for certain securities, including U.S. Treasury securities. Some sectors of the economy and individual issuers have experienced particularly large losses. The pandemic has reduced liquidity of particular investments and asset classes; resulted in significant disruptions to business operations, including business closures; strained healthcare systems; disrupted supply chains, consumer demand and employee availability; and restricted travel. These conditions may continue for an extended period of time, or worsen.

The pandemic may result in a sustained domestic or global economic downturn or recession. Developing or emerging market countries may be more adversely impacted. The ultimate economic fallout from the pandemic, and the long-term impact on economies, markets, industries and individual issuers, are not known.

The U.S. government and the Federal Reserve, as well as certain foreign governments and central banks, have taken extraordinary actions to support local and global economies and the financial markets in response to the COVID-19 pandemic. These actions have resulted in significant expansion of public debt, including in the U.S. The long-term consequences of this level of public debt are not known. In addition, certain interest rates have been reduced to very low levels. This and other government intervention into the economy and financial markets to address the pandemic may not work as intended, particularly if the efforts are perceived by investors as being unlikely to achieve the desired results.

The COVID-19 pandemic could continue to adversely affect the value and liquidity of the fund's investments, impair the fund's ability to satisfy redemption requests, and negatively impact the fund's performance.

**Growth Stocks** – Returns on growth stocks may not move in tandem with returns on other categories of stocks or the market as a whole. Growth stocks typically are particularly sensitive to market movements and may involve larger price swings because their market prices tend to reflect future expectations. When it appears those expectations may not be met, the prices of growth securities typically fall. Growth stocks as a group may be out of favor and underperform the overall equity market for a long period of time, for example, while the market favors "value" stocks.

**Value Investing** – The prices of securities the sub-adviser believes are undervalued may not appreciate as anticipated or may go down. The value approach to investing involves the risk that stocks may remain undervalued, undervaluation may become more severe, or perceived undervaluation may actually represent intrinsic value. Value stocks as a group may be out of favor and underperform the overall equity market for a long period of time, for example, while the market favors "growth" stocks.

**Foreign Investments** – Investing in securities of foreign issuers or issuers with significant exposure to foreign markets involves additional risks. Foreign markets can be less liquid, less regulated, less transparent and more volatile than U.S. markets. The value of the fund's foreign investments may decline, sometimes rapidly or unpredictably, because of factors affecting the particular issuer as well as foreign markets and issuers generally, such as unfavorable or unsuccessful government actions, reduction of government or central bank support, tariffs and trade disruptions, political or financial instability, social unrest or other adverse economic or political developments. Foreign investments may be more difficult to value than investments in U.S. issuers.

**Equity Securities** – Equity securities generally have greater risk of loss than debt securities. Stock markets are volatile and the value of equity securities may go up or down sometimes rapidly and unpredictably. The value of equity securities fluctuates based on real or perceived changes in a company's financial condition, factors affecting a particular

industry or industries, and overall market, economic and political conditions. If the market prices of

the equity securities owned by the fund fall, the value of your investment in the fund will decline. The fund may lose its entire investment in the equity securities of an issuer.

**Emerging Markets** – Investments in securities of issuers located or doing business in emerging markets are subject to heightened foreign investments risks and may experience rapid and extreme changes in value. Emerging market countries tend to have less developed and less stable economic, political and legal systems and regulatory and accounting standards, may have policies that restrict investment by foreigners or that prevent foreign investors such as the fund from withdrawing their money at will, and are more likely to experience nationalization, expropriation and confiscatory taxation. In addition, emerging market securities may have low trading volumes and may be or become illiquid.

**Currency** – The value of a fund's investments in securities denominated in foreign currencies increases or decreases as the rates of exchange between those currencies and the U.S. dollar change. U.S. dollar-denominated securities of foreign issuers may also be affected by currency risk. Currency exchange rates can be volatile and may fluctuate significantly over short periods of time. Currency conversion costs and currency fluctuations could reduce or eliminate investment gains or add to investment losses. A fund may be unable or may choose not to hedge its foreign currency exposure.

**Focused Investing** – To the extent the fund invests in a limited number of countries, regions, sectors, industries or market segments, in a limited number of issuers, or in issuers in related businesses or that are subject to related operating risks, the fund will be more susceptible to negative events affecting those countries, regions, sectors, industries, segments or issuers, and the value of its shares may be more volatile than if it invested more widely.

**Management** – The value of your investment may go down if the investment manager's or sub-adviser's judgments and decisions are incorrect or otherwise do not produce the desired results, or if the fund's investment strategy does not work as intended. You may also suffer losses if there are imperfections, errors or limitations in the quantitative, analytic or other tools, resources, information and data used, investment techniques applied, or the analyses employed or relied on, by the investment manager or sub-adviser, if such tools, resources, information or data are used incorrectly or otherwise do not work as intended, or if the investment manager's or sub-adviser's investment style is out of favor or otherwise fails to produce the desired results. Any of these things could cause the fund to lose value or its results to lag relevant benchmarks or other funds with similar objectives.

**Active Trading** – The fund may purchase and sell securities without regard to the length of time held. Active trading may be more pronounced during periods of market volatility, may have a negative impact on performance by increasing transaction costs and may generate greater amounts of short-term capital gains.

**Convertible Securities** – Convertible securities are subject to risks associated with both fixed income and equity securities. For example, if market interest rates rise, the value of a convertible security typically falls. In addition, a convertible security is subject to the risk that the issuer will not be able to pay interest or dividends when due, and the market value of the security may change based on the issuer's actual or perceived creditworthiness. Since the

convertible security derives a portion of its value from the underlying common stock, the security is also subject to the same types of market and issuer-specific risks that apply to the underlying common stock. Convertible securities generally offer lower interest or dividend yields than non-convertible securities of similar quality.

**Depository Receipts** – Depository receipts are generally subject to the same risks as are the foreign securities that they evidence or into which they may be converted, and they may be less liquid than the underlying shares in their primary trading market. Holders of depository receipts may have limited voting rights, and investment restrictions in certain countries may adversely impact the value of depository receipts because such restrictions may limit the ability to convert equity shares into depository receipts and vice versa.

**Frontier Markets** – Frontier market countries generally have smaller economies and even less developed capital markets than emerging market countries. As a result, the risks of investing in emerging market countries are magnified in frontier market countries.

**Large Capitalization Companies** – The fund's investments in large capitalization companies may underperform other segments of the market because they may be less responsive to competitive challenges and opportunities and unable to attain high growth rates during periods of economic expansion.

**Large Shareholder** – A significant portion of the fund's shares may be owned by other funds sponsored by Transamerica. Transactions by these funds may be disruptive to the management of the fund. For example, the fund may experience large redemptions and could be required to sell securities at a time when it may not otherwise desire to do so. Such transactions may increase the fund's brokerage and/or other transaction costs. In addition, sizeable redemptions could cause the fund's total expenses to increase.

**Liquidity** – The fund may make investments that are illiquid or that become illiquid after purchase. Illiquid investments can be difficult to value, may trade at a discount from comparable, more liquid investments, and may be subject to wide fluctuations in value. If the fund is forced to sell an illiquid investment to meet redemption requests or other cash needs, the fund may be forced to sell at a substantial loss or may not be able to sell at all. Liquidity of particular investments, or even entire asset classes, including U.S. Treasury securities, can deteriorate rapidly, particularly during times of market turmoil, and those investments may be difficult or impossible for the fund to sell. This may prevent the fund from limiting losses.

**Preferred Stock** – Preferred stock's right to dividends and liquidation proceeds is junior to the rights of a company's debt securities. The value of preferred stock may be subject to factors that affect fixed income and equity securities. The value of preferred stock tends to vary more with fluctuations in the underlying common stock and less with fluctuations in interest rates and tends to exhibit greater volatility.

**Small and Medium Capitalization Companies** – The fund will be exposed to additional risks as a result of its investments in the securities of small or medium capitalization companies. Small or medium capitalization companies may be more at risk than large capitalization companies because, among other things, they may have limited product lines, operating history, market or financial resources, or because they may depend on a limited management

group. Securities of small and medium capitalization companies may be more volatile than and may underperform large capitalization companies, may be harder to sell at times and at prices the portfolio managers believe appropriate and may offer greater potential for losses.

**Underlying Exchange-Traded Funds** – To the extent the fund invests its assets in underlying ETFs, its ability to achieve its investment objective will depend in part on the performance of the underlying ETFs in which it invests. Investing in underlying ETFs subjects the fund to the risks of investing in the underlying securities or assets held by those ETFs. Each of the underlying ETFs in which the fund may invest has its own investment risks, and those risks can affect the value of the underlying ETFs' shares and therefore the value of the fund's investments. There can be no assurance that the investment objective of any underlying ETF will be achieved. In addition, the fund will bear a pro rata portion of the operating expenses of the underlying ETFs in which it invests.

**Valuation** – The sales price the fund could receive for any particular portfolio investment may differ from the fund's valuation of the investment, particularly for securities that trade in thin or volatile markets, that are priced based upon valuations provided by third-party pricing services that use matrix or evaluated pricing systems, or that are valued using a fair value methodology. These differences may increase significantly and affect fund investments more broadly during periods of market volatility. Investors who purchase or redeem fund shares on days when the fund is holding fair-valued securities may receive fewer or more shares or lower or higher redemption proceeds than they would have received if the fund had not fair-valued securities or had used a different valuation methodology.

**Warrants and Rights** – Warrants and rights may be considered more speculative than certain other types of investments because they do not entitle a holder to the dividends or voting rights for the securities that may be purchased, and they do not represent any rights in the assets of the issuing company. If the warrant is not exercised before the expiration date, it generally expires without any value and the fund will lose any amount it paid for the warrant.

**Performance:** The bar chart and the table below provide some indication of the risks of investing in the fund. The bar chart shows how the fund's performance has varied from year to year. The table shows how the fund's average annual total returns for different periods compare to the returns of a broad measure of market performance, as well as comparison to one or more secondary indices.

The bar chart does not reflect the impact of sales charges, which, if reflected, would lower the returns. The table includes deduction of applicable sales charges.

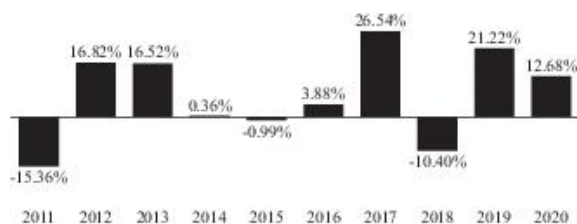
Absent any applicable fee waivers and/or expense limitations, performance would be lower.

In the "10 Years or Since Inception" column of the table, returns are shown for ten years or since inception of the share class, whichever is less. Index returns are for ten years.

As with all mutual funds, past performance (before and after taxes) is not a prediction of future results. Updated performance information is available on our website at [www.transamerica.com/individual/products/mutual-funds/performance/](http://www.transamerica.com/individual/products/mutual-funds/performance/) or by calling 1-888-233-4339.

Prior to September 4, 2014, the fund was named Transamerica Multi-Manager International Portfolio, had a portfolio construction manager and used different investment strategies. The performance set forth prior to that date is attributable to the previous portfolio construction manager.

#### Annual Total Returns (calendar years ended December 31) - Class A



	Quarter Ended	Return
Best Quarter:	6/30/2020	17.04%
Worst Quarter:	3/31/2020	-22.27%

#### Average Annual Total Returns (periods ended December 31, 2020)

	1 Year	5 Years	10 Years	Since Inception	Inception Date
Class A					03/01/2006
Return before taxes	6.45%	8.73%	5.70%		
Return after taxes on distributions	5.99%	8.16%	5.31%		
Return after taxes on distributions and sale of fund shares	4.13%	6.85%	4.52%		
Class C (Return before taxes only)	10.86%	9.14%	5.52%		03/01/2006
Class I (Return before taxes only)	12.98%	10.26%	6.62%		11/30/2009
Class R6 (Return before taxes only)	13.09%	10.35%	N/A	8.14%	05/29/2015
MSCI All Country World Index Net (reflects no deduction for fees, expenses or taxes)	16.25%	12.26%	9.13%	9.30%	
MSCI World Index ex-U.S. (reflects no deduction for fees, expenses or taxes)	8.09%	8.19%	5.70%	5.23%	

The after-tax returns are calculated using the historic highest individual federal marginal income tax rates and do not reflect the impact of state and local taxes. Actual after-tax returns may depend on the investor's individual tax situation and may differ from those shown. After-tax returns may not be relevant if the investment is made through a tax-exempt or tax-deferred account, such as a 401(k) plan.

**After-tax returns are presented for only one class, and returns for other classes are presented before taxes only and will vary.**

**Management:**

*Investment Manager:* Transamerica Asset Management, Inc.

*Sub-Adviser:* Rockefeller & Co. LLC

*Portfolio Managers:*

David P. Harris, CFA	Portfolio Manager	since 2014
Michael Seo, CFA	Portfolio Manager	since 2020

**Purchase and Sale of Fund Shares:** You may purchase, exchange or redeem shares of the fund on any day the New York Stock Exchange is open for business, online or through our website at [www.transamerica.com](http://www.transamerica.com), by mail to Transamerica Fund Services, Inc., P.O. Box 219945, Kansas City, MO 64121-9945, by telephone at 1-888-233-4339, by overnight mail to Transamerica Fund Services, Inc., 330 W. 9th Street, Kansas City, MO 64105 or through a financial intermediary.

Class R6 shares are intended for purchase by participants in certain retirement plans such as 401(k) plans, 457 plans, employer-sponsored 403(b) plans, profit sharing and money purchase plans, defined-benefit plans, non-qualified deferred compensation plans, IRAs and participants in certain health savings plans and health savings accounts under Section 223 of the Internal Revenue Code (eligible plans). Class R6 shares are available only when a plan's recordkeeper or financial service firm serving as an intermediary has an agreement with Transamerica Funds, and in such eligible plans where Class R6 shares are held on the books of the funds through omnibus or Network Level 3 accounts (either at the plan level or at the level of the financial service firm serving as an intermediary).

The minimum initial purchase for Class A and C shares is \$1,000; the minimum subsequent investment is \$50. The minimum initial purchase for payroll deduction and automatic investment plans is \$500; the minimum subsequent investment is \$50 per monthly fund account investment. The minimum investment for Class I shares is \$1,000,000. There is no minimum investment for eligible plans investing in Class R6 shares.

**Tax Information:** Fund distributions may be taxable as ordinary income, qualified dividend income, or capital gains, except when your investment is in an IRA, 401(k) or other tax-advantaged investment plan. In that case, you may be taxed when you take a distribution from such plan, depending on the type of plan, the circumstances of your distribution and other factors.

**Payments to Broker-Dealers and Other Financial Intermediaries:** If you purchase the fund through a broker-dealer or other financial intermediary, the fund and/or its affiliates may pay the intermediary for the sale of fund shares and related services. These payments may create a conflict of interest by influencing the broker-dealer or other intermediary and your salesperson to recommend the fund over another investment. Ask your salesperson or visit your financial intermediary's website for more information.



## Transamerica Government Money Market

**Investment Objective:** Seeks as high a level of current income as is consistent with preservation of capital and liquidity.

**Fees and Expenses:** This table describes the fees and expenses that you may pay if you buy, hold and sell shares of the fund. **You may pay other fees, such as brokerage commissions and other fees to financial intermediaries, which are not reflected in the tables and examples below.**

You may qualify for sales charge discounts if you and your family invest, or agree to invest in the future, at least \$50,000 in Transamerica Funds. More information about these and other discounts is available from your financial professional, in the “Waivers and Reductions of Sales Charges” section of the fund’s prospectus, in the Appendix – “Waivers and Discounts Available from Intermediaries,” and in the fund’s statement of additional information (SAI) under the heading “Purchase of Shares.”

### Shareholder Fees (fees paid directly from your investment)

Class:	A	C	I
Maximum sales charge (load) imposed on purchases (as a percentage of offering price)	None	None	None
Maximum deferred sales charge (load) (as a percentage of purchase price or redemption proceeds, whichever is lower)	None	<sup>1</sup> 1.00%	None

<sup>1</sup> Purchases of Class A shares in amounts of \$1 million or more that are not subject to an initial sales charge may be subject to a 1.00% contingent deferred sales charge if those shares are redeemed within 24 months of their purchase. A deferred sales charge on Class A and C shares may apply to certain redemptions of shares purchased by exchange from another Transamerica Fund.

### Annual Fund Operating Expenses (expenses that you pay each year as a percentage of the value of your investment)

Class:	A	C	I
Management fees	0.23%	0.23%	0.23%
Distribution and service (12b-1) fees	0.25%	1.00%	None
Other expenses	0.19%	0.25%	0.29%
Recaptured expense	0.00% <sup>1,2</sup>	0.04%	0.00%
All other expenses	0.19%	0.21%	0.29%
Total annual fund operating expenses	0.67%	1.48%	0.52%
Fee waiver and/or expense reimbursement <sup>2</sup>	0.00%	0.00%	0.14%
Total annual fund operating expenses after fee waiver and/or expense reimbursement	0.67%	1.48%	0.38%

<sup>1</sup> Recaptured expense has been restated to reflect expenses expected to be incurred during the current fiscal year.

<sup>2</sup> Contractual arrangements have been made with the fund’s investment manager, Transamerica Asset Management, Inc. (“TAM”), through March 1, 2022 to waive fees and/or reimburse fund expenses to the extent that total annual fund operating expenses exceed 0.73% for Class A shares, 1.48% for Class C shares and 0.38% for Class I shares, excluding, as applicable, acquired fund fees and expenses, interest, taxes, brokerage commissions, dividend and interest expenses on securities sold short, extraordinary expenses and other expenses not incurred in the ordinary course of the fund’s business. These arrangements cannot be terminated prior to March 1, 2022 without the Board of Trustees’ consent. TAM is permitted to recapture amounts waived and/or reimbursed to a class during any of the 36 months from the date on which TAM waived fees and/or reimbursed expenses for the class if the class’ total annual fund operating expenses have fallen to a level below the limits described above. In no case will TAM recapture any amount contractually waived and/or

reimbursed that would result, on any particular business day of the fund, in the class’ total annual operating expenses exceeding the applicable limits described above or any other lower limit then in effect. In addition to the contractual expense limitation arrangements, TAM or its affiliates may voluntarily waive fees and/or reimburse expenses of one or more classes of the fund in an effort to prevent the class’s yield from falling below zero. Any such waiver and/or expense reimbursement may be discontinued or modified at any time. Such waivers or reimbursements, if any, are not reflected in the fee table. Any amounts so waived or reimbursed are subject to recapture by TAM in certain circumstances. Please see the “Expense Limitation” section of the SAI for more details.

**Example:** This Example is intended to help you compare the cost of investing in the fund with the cost of investing in other mutual funds.

The Example assumes that you invest \$10,000 in the fund for the time periods indicated and then redeem all shares at the end of those periods (unless otherwise indicated). The Example also assumes that your investment has a 5% return each year and that the fund’s operating expenses remain the same. Only the 1 year dollar amount shown below reflects TAM’s agreement to waive fees and/or reimburse fund expenses. Although your actual costs may be higher or lower, based on these assumptions your costs would be:

### If the shares are redeemed at the end of each period:

	1 year	3 years	5 years	10 years
Class A	\$ 68	\$ 214	\$ 373	\$ 835
Class C	\$ 251	\$ 468	\$ 808	\$ 1,768
Class I	\$ 39	\$ 153	\$ 277	\$ 639

### If the shares are not redeemed:

	1 year	3 years	5 years	10 years
Class A	\$ 68	\$ 214	\$ 373	\$ 835
Class C	\$ 151	\$ 468	\$ 808	\$ 1,768
Class I	\$ 39	\$ 153	\$ 277	\$ 639

**Principal Investment Strategies:** The fund is a government money market fund. The fund seeks to maintain a stable net asset value of \$1.00 per share by investing in:

- High-quality, U.S. dollar-denominated short-term money market securities issued or guaranteed as to principal or interest by the U.S. government or its agencies or instrumentalities;
- repurchase agreements that are fully collateralized by U.S. government securities or cash; and
- cash.

The fund’s sub-adviser, BlackRock Investment Management, LLC (the “sub-adviser”), invests at least 99.5% of the fund’s total assets (plus the amount of borrowings, if any, for investment purposes) in cash, U.S. Treasury bills, notes and other obligations issued or guaranteed as to principal and interest by the U.S. Government, its agencies or instrumentalities, and repurchase agreements fully collateralized by such obligations or cash. Under normal circumstances, the fund invests at least 80% of its net assets (plus the amount of borrowings, if any, for investment purposes) in U.S. Treasury bills, notes and other obligations issued or guaranteed

as to principal and interest by the U.S. Government, its agencies or instrumentalities, and repurchase agreements fully collateralized by such obligations.

The fund will enter into repurchase agreements only with financial institutions that the sub-adviser determines are creditworthy. A financial institution must furnish collateral to the fund at least equal in value to the amount of its repurchase obligation. This collateral must consist of U.S. government securities or cash. The sub-adviser is responsible for ensuring that each repurchase agreement is eligible for purchase by the fund.

In managing the fund's assets, the sub-adviser uses a combination of "top-down" analysis of macroeconomic and interest rate environments and "bottom-up" research of sectors and issuers. In the sub-adviser's "top-down" approach, the sub-adviser analyzes various fundamental and technical factors that may affect the movement of markets. In its "bottom-up" research, the sub-adviser considers various fundamental and other factors, such as creditworthiness and collateral and covenants to specific markets and individual issuers.

The fund invests in securities with a maximum remaining maturity of 397 days or less (with certain exceptions) and maintains a dollar-weighted average fund maturity of 60 days or less and a dollar-weighted average life of 120 days or less. The fund may invest in variable and floating rate instruments, and transact in securities on a when-issued, delayed delivery or forward commitment basis.

The fund invests in accordance with the quality, maturity, liquidity and diversification requirements of Rule 2a-7 under the Investment Company Act of 1940 and other rules of the Securities and Exchange Commission. The fund will only purchase securities that present minimal credit risk as determined by the sub-adviser pursuant to guidelines approved by the fund's Board of Trustees.

The fund may invest in other government money market funds to the extent permitted by law.

If the fund takes a temporary defensive position, it will be more difficult for the fund to achieve its investment objective. Although the sub-adviser has the ability to take temporary defensive positions, it may choose not to do so for a variety of reasons, including during volatile market conditions.

**Principal Risks:** You could lose money by investing in the fund. Although the fund seeks to preserve the value of your investment at \$1.00 per share, it cannot guarantee it will do so. An investment in the fund is not a bank deposit and is not insured or guaranteed by the Federal Deposit Insurance Corporation or any other government agency. The fund's sponsor has no legal obligation to provide financial support to the fund, and you should not expect that the sponsor will provide financial support to the fund at any time.

You should be aware that money market funds have, in the past, "broken the buck," which means that investors did not receive \$1.00 per share for their investment in those funds, and this could happen again. If a money market fund breaks the buck or if money market funds are perceived to be likely to do so, there could be

significant redemptions from money market funds, driving market prices of securities down and making it more difficult for the fund to maintain a \$1.00 per share net asset value.

As a government money market fund, the fund is not required to impose a fee upon sale of your shares (liquidity fees) or temporarily suspend your ability to sell shares if the fund liquidity falls below required minimums (redemption gates), and has no current intention to voluntarily impose such "liquidity fees" or "redemption gates". However, the Board of Trustees reserves the right to impose liquidity fees and/or redemption gates in the future.

If one or more money market funds were to incur a sizeable loss or impose fees on redemptions or suspend redemptions, there could be significant redemptions from money market funds in general, potentially driving the market prices of money market instruments down and adversely affecting market liquidity.

There is no assurance that the fund will meet its investment objective. The fund could underperform short-term debt instruments, other money market funds or similar investments, or you could lose money. The following is a summary description of principal risks (in alphabetical order after certain key risks) of investing in the fund.

**Market** – General market conditions, such as real or perceived adverse economic, political or regulatory conditions, recessions, inflation, changes in interest rates, lack of liquidity or other disruptions in the bond markets, public health emergencies such as a pandemic, adverse investor sentiment or other adverse market events and conditions could cause the value of your investment in the fund, or its yield, to decline. While the fund seeks to maintain a \$1.00 share price, when market prices fall, the value of your investment could go down.

Economies and financial markets throughout the world are increasingly interconnected. Economic, financial or political events, trading and tariff arrangements, public health events, terrorism, technology and data interruptions, natural disasters, and other circumstances in one or more countries or regions could be highly disruptive to, and have profound impacts on, global economies or markets. As a result, whether or not the fund invests in securities of issuers located in or with significant exposure to the countries directly affected, the value and liquidity of the fund's investments may go down.

The COVID-19 pandemic has caused substantial market disruption around the world, including the U.S. There have been periods of extreme volatility, and periods where there have been no buyers for certain securities, including U.S. Treasury securities. Some sectors of the economy and individual issuers have experienced particularly large losses. The pandemic has reduced liquidity of particular investments and asset classes; resulted in significant disruptions to business operations, including business closures; strained healthcare systems; disrupted supply chains, consumer demand and employee availability; and restricted travel. These conditions may continue for an extended period of time, or worsen. The pandemic may result in a sustained domestic or global economic downturn or recession. The ultimate economic fallout from the pandemic, and the long-term impact on economies, markets, industries and individual issuers, are not known.

The U.S. government and the Federal Reserve, as well as certain foreign governments and central banks, have taken extraordinary actions to support local and global economies and the financial markets in response to the COVID-19 pandemic. These actions have resulted in significant expansion of public debt, including in the U.S. The long-term consequences of this level of public debt are not known. In addition, certain interest rates have been reduced to very low levels. This and other government intervention into the economy and financial markets to address the pandemic may not work as intended, particularly if the efforts are perceived by investors as being unlikely to achieve the desired results.

The COVID-19 pandemic could continue to adversely affect the value and liquidity of the fund's investments, impair the fund's ability to satisfy redemption requests, and negatively impact the fund's performance.

**Government Money Market Fund** – The fund operates as a “government” money market fund under applicable federal regulations. The fund continues to use the special pricing and valuation conventions that currently facilitate a stable share price of \$1.00, although there is no guarantee that the fund will be able to maintain a \$1.00 share price. The fund does not currently intend to avail itself of the ability to impose “liquidity fees” and/or “redemption gates” on fund redemptions, as permitted under the applicable regulations. However, the Board reserves the right, with notice to shareholders, to change this policy, thereby permitting the fund to impose such fees and gates in the future.

**Repurchase Agreements** – In a repurchase agreement, the fund purchases securities from a broker-dealer or a bank, called the counterparty, upon the agreement of the counterparty to repurchase the securities from the fund at a later date, and at a specified price. The securities purchased serve as the fund's collateral for the obligation of the counterparty to repurchase the securities. If the counterparty does not repurchase the securities, the fund is entitled to sell the securities, but the fund may not be able to sell them for the price at which they were purchased, thus causing a loss. If the counterparty becomes insolvent, there is some risk that the fund will not have a right to the securities, or the immediate right to sell the securities.

**Interest Rate** – The interest rates on short-term obligations held in the fund will vary, rising or falling with short-term interest rates generally. Interest rates in the United States have been at historically low levels. The fund's yield will tend to lag behind general changes in interest rates. A general rise in interest rates may cause investors to move out of fixed income securities on a large scale, which could adversely affect the price and liquidity of fixed income securities and could also result in increased redemptions from the fund.

**U.S. Government and Agency Obligations** – Government agency obligations have different levels of credit support and, therefore, different degrees of credit risk. Securities issued by agencies and instrumentalities of the U.S. government that are supported by the full faith and credit of the U.S. government generally present a lesser degree of credit risk than securities issued by agencies and instrumentalities sponsored by the U.S. government that are supported only by the issuer's right to borrow from the U.S. Treasury and securities issued by agencies and instrumentalities sponsored by the U.S. government that are supported

only by the credit of the issuing agencies. A security backed by the “full faith and credit” of the U.S. government is guaranteed only as to its stated interest rate and face value at maturity, not its current market price.

**Fixed-Income Securities** – Fixed-income securities are subject to risks including credit risk, interest rate risk, counterparty risk, prepayment risk, extension risk, valuation risk, and liquidity risk. The value of fixed-income securities may go up or down, sometimes rapidly and unpredictably, due to general market conditions, such as real or perceived adverse economic or political conditions, tariffs and trade disruptions, inflation, changes in interest rates, lack of liquidity in the bond markets or adverse investor sentiment. In addition, the value of a fixed-income security may decline if the issuer or other obligor of the security fails to pay principal and/or interest, otherwise defaults or has its credit rating downgraded or is perceived to be less creditworthy, or the credit quality or value of any underlying assets declines. If the value of fixed-income securities owned by the fund falls, the value of your investment will go down. The fund may lose its entire investment in the fixed-income securities of an issuer.

**Credit** – An issuer or other obligor (such as a party providing insurance or other credit enhancement) of a security held by the fund or a counterparty to a financial contract with the fund may be unable or unwilling to meet its financial obligations or may be perceived (whether by market participants, ratings agencies or otherwise) to be less creditworthy, or the value of assets underlying a security may decline. A decline may be significant, particularly in certain market environments. In addition, the fund may incur costs and may be hindered or delayed in enforcing its rights against an issuer, obligor or counterparty.

**Counterparty** – The fund could lose money if the counterparties to derivatives, repurchase agreements and other financial contracts entered into for the fund do not fulfill their contractual obligations. In addition, the fund may incur costs and may be hindered or delayed in enforcing its rights against a counterparty.

**Extension** – When interest rates rise, repayments of fixed income securities, including asset- and mortgage-backed securities, may occur more slowly than anticipated, causing their market prices to decline.

**Prepayment or Call** – Many issuers have a right to prepay their fixed income securities. If this happens, the fund will not benefit from the rise in the market price of the securities that normally accompanies a decline in interest rates and may be forced to reinvest the prepayment proceeds in securities with lower yields.

**Management** – The fund is subject to the risk that the investment manager's or sub-adviser's judgments and decisions may be incorrect or otherwise may not produce the desired results. The sub-adviser's judgment about the quality, relative yield or value of, or market trends affecting, a particular security or issuer, industry or sector, or about the economy or interest rates, may be incorrect. The fund is also subject to the risk of imperfections, errors or limitations in the quantitative, analytic or other tools, resources, information and data used, or the analyses employed or relied on, by the sub-adviser, if such tools, resources, information or data are used incorrectly, fail to produce the desired results or otherwise do not work as intended, or if the sub-adviser's investment style

fails to produce the desired results. Any of these things could cause the fund to lag relevant benchmarks or other funds with similar objectives.

**Active Trading** – The fund may purchase and sell securities without regard to the length of time held. Active trading may be more pronounced during periods of market volatility, may have a negative impact on performance by increasing transaction costs and may generate greater amounts of short-term capital gains.

**Large Shareholder** – A significant portion of the fund's shares may be owned by other funds sponsored by Transamerica. Transactions by these funds may be disruptive to the management of the fund. For example, the fund may experience large redemptions and could be required to sell securities at a time when it may not otherwise desire to do so. Such transactions may increase the fund's brokerage and/or other transaction costs. In addition, sizeable redemptions could cause the fund's total expenses to increase.

**Liquidity** – The fund may make investments that are illiquid or that become illiquid after purchase. Illiquid investments can be difficult to value, may trade at a discount from comparable, more liquid investments, and may be subject to wide fluctuations in value. If the fund is forced to sell an illiquid investment to meet redemption requests or other cash needs, the fund may be forced to sell at a substantial loss or may not be able to sell at all. Liquidity of particular investments, or even entire asset classes, including U.S. Treasury securities, can deteriorate rapidly, particularly during times of market turmoil, and those investments may be difficult or impossible for the fund to sell. This may prevent the fund from limiting losses.

**Mortgage-Related Securities** – The value of mortgage-related securities will be influenced by factors affecting the housing market. As a result, during periods of declining asset values, difficult or frozen credit markets, swings in interest rates, or deteriorating economic conditions, mortgage-related securities may decline in value, face valuation difficulties, become more volatile and/or become illiquid, which could negatively impact the fund. Mortgage-backed securities represent direct or indirect participations in, or are collateralized by and payable from, mortgage loans secured by real property. The value of mortgage-backed securities may be affected by changes in credit quality or value of the mortgage loans. Mortgage-backed securities are subject to prepayment or call and extension risks. Some of these securities may receive little or no collateral protection from the underlying assets.

**Redemption** – The fund may experience periods of heavy redemptions that could cause the fund to liquidate its assets at inopportune times or at a loss or depressed value. Redemption risk is greater to the extent that the fund has investors with large shareholdings, short investment horizons, or unpredictable cash flow needs. The redemption by one or more large shareholders of their holdings in the fund could have an adverse impact on the remaining shareholders in the fund. In addition, the fund may suspend redemptions when permitted by applicable regulations.

**Underlying Government Money Market Funds** – The fund may invest in other government money market funds. Each of the underlying government money market funds in which the fund may invest has its own investment risks. There can be no

assurance that the investment objective of any underlying government money market fund will be achieved. In addition, the fund will bear a pro rata portion of the operating expenses of the underlying government money market funds in which it invests.

**Yield** – The amount of income received by the fund will go up or down depending on day-to-day variations in short-term interest rates, and the fund's expenses could absorb all or a significant portion of the fund's income. If interest rates increase, the fund's yield may not increase proportionately.

**Performance:** The bar chart and the table below provide some indication of the risks of investing in the fund. The bar chart shows how the fund's performance has varied from year to year. The table shows the fund's average annual total returns for different periods.

The fund's performance reflects the effect of contractual and voluntary fee waivers and/or expense reimbursements by TAM and amounts recaptured by TAM under such arrangements.

As with all mutual funds, past performance (before and after taxes) is not a prediction of future results. Updated performance information is available on our website at [www.transamerica.com/individual/products/mutual-funds/performance/](http://www.transamerica.com/individual/products/mutual-funds/performance/) or by calling 1-888-233-4339.

Prior to May 1, 2016, the fund operated as a "prime" money market fund and invested in certain types of securities that the fund is no longer permitted to hold. Consequently, the performance information below might have been different if the current investment limitations had been in effect prior to the conversion to a government money market fund. Performance shown for periods prior to May 1, 2016 reflects the fund's former investment strategy.

Prior to November 1, 2018, the fund had a different sub-adviser and used different investment strategies. The performance set forth prior to that date is attributable to the previous sub-adviser.

#### Annual Total Returns (calendar years ended December 31) - Class A



#### 7-DAY YIELD (as of December 31, 2020)

**Class A = 0.18%**

	Quarter Ended	Return
Best Quarter:	12/31/2018	0.44%
Worst Quarter:	3/31/2013	0.00%

**Average Annual Total Returns (periods ended December 31, 2020)**

	1 Year	5 Years	10 Years	Inception Date
Class A				03/01/2002
Return before taxes	0.39%	0.53%	0.27%	
Return after taxes on distributions	0.23%	0.31%	0.16%	
Return after taxes on distributions and sale of fund shares	0.23%	0.31%	0.16%	
Class C (Return before taxes only)	0.70%	0.46%	0.23%	11/11/2002
Class I (Return before taxes only)	0.34%	0.68%	0.35%	11/30/2009

The performance information shown for Class A and Class C of Transamerica Government Money Market reflects the impact of certain dividends paid during 2020 to return certain Rule 12b-1 fees that had been accrued on the fund's books but had not been paid to recipients. Investors should not consider the resulting performance information as an indication of what the fund's total returns will be in the future.

Actual returns may depend on the investor's individual tax situation and may differ from those shown.

Call customer service (1-888-233-4339) for the current 7-day yield.

The after-tax returns are calculated using the historic highest individual federal marginal income tax rates and do not reflect the impact of state and local taxes. Actual after-tax returns may depend on the investor's individual tax situation and may differ from those shown. After-tax returns may not be relevant if the investment is made through a tax-exempt or tax-deferred account, such as a 401(k) plan.

**After-tax returns are presented for only one class, and returns for other classes are presented before taxes only and will vary.**

**Management:**

*Investment Manager:* Transamerica Asset Management, Inc.

*Sub-Adviser:* BlackRock Investment Management, LLC

**Purchase and Sale of Fund Shares:** You may purchase, exchange or redeem shares of the fund on any day the New York Stock Exchange is open for business, online or through our website at [www.transamerica.com](http://www.transamerica.com), by mail to Transamerica Fund Services, Inc., P.O. Box 219945, Kansas City, MO 64121-9945, by telephone at 1-888-233-4339, by overnight mail to Transamerica Fund Services, Inc., 330 W. 9th Street, Kansas City, MO 64105 or through a financial intermediary. The minimum initial purchase for Class A and C shares is \$1,000; the minimum subsequent investment is \$50. The minimum initial purchase for payroll deduction and automatic investment plan is \$500; the minimum subsequent investment is \$50 per monthly fund account investment. The minimum investment for Class I shares is \$1,000,000.

**Tax Information:** Fund distributions may be taxable as ordinary income or capital gains, except when your investment is in an IRA, 401(k) or other tax-advantaged investment plan. In that case, you may be taxed when you take a distribution from such plan, depending on the type of plan, the circumstances of your distribution and other factors.

**Payments to Broker-Dealers and Other Financial Intermediaries:** If you purchase the fund through a broker-dealer or other financial intermediary, the fund and/or its affiliates may pay the intermediary for the sale of fund shares and related services. These payments may create a conflict of interest by influencing the broker-dealer or other intermediary and your salesperson to recommend the fund over another investment. Ask your salesperson or visit your financial intermediary's website for more information.

## Transamerica High Yield Bond

**Investment Objective:** Seeks a high level of current income by investing in high-yield debt securities.

**Fees and Expenses:** This table describes the fees and expenses that you may pay if you buy, hold and sell shares of the fund. **You may pay other fees, such as brokerage commissions and other fees to financial intermediaries, which are not reflected in the tables and examples below.**

You may qualify for sales charge discounts if you and your family invest, or agree to invest in the future, at least \$50,000 in Transamerica Funds. More information about these and other discounts is available from your financial professional, in the “Waivers and Reductions of Sales Charges” section of the fund’s prospectus, in the Appendix – “Waivers and Discounts Available from Intermediaries,” and in the fund’s statement of additional information (SAI) under the heading “Purchase of Shares.”

### Shareholder Fees (fees paid directly from your investment)

Class:	A	C	I	R6
Maximum sales charge (load) imposed on purchases (as a percentage of offering price)	4.75%	None	None	None
Maximum deferred sales charge (load) (as a percentage of purchase price or redemption proceeds, whichever is lower)	None	1.00%	None	None

<sup>1</sup> Purchases of Class A shares in amounts of \$1 million or more that are not subject to an initial sales charge may be subject to a 1.00% contingent deferred sales charge if those shares are redeemed within 24 months of their purchase. A deferred sales charge on Class A and C shares may apply to certain redemptions of shares purchased by exchange from another Transamerica Fund.

### Annual Fund Operating Expenses (expenses that you pay each year as a percentage of the value of your investment)

Class:	A	C	I	R6
Management fees <sup>1</sup>	0.55%	0.55%	0.55%	0.55%
Distribution and service (12b-1) fees	0.25%	1.00%	None	None
Other expenses	0.23%	0.18%	0.15%	0.05%
Total annual fund operating expenses	1.03%	1.73%	0.70%	0.60%
Fee waiver and/or expense reimbursement <sup>3</sup>	0.00%	0.00%	0.08%	0.00%
Total annual fund operating expenses after fee waiver and/or expense reimbursement	1.03%	1.73%	0.62%	0.60%

- 1 Management fees have been restated to reflect a reduction in management fees effective January 6, 2020.
- 2 The recaptured expense component of Other expenses has been restated to reflect expenses expected to be incurred during the current fiscal year.
- 3 Contractual arrangements have been made with the fund’s investment manager, Transamerica Asset Management, Inc. (“TAM”), through March 1, 2022 to waive fees and/or reimburse fund expenses to the extent that total annual fund operating expenses exceed 1.09% for Class A shares, 1.85% for Class C shares, 0.79% for Class I shares and 0.67% for Class R6 shares, excluding, as applicable, acquired fund fees and expenses, interest, taxes, brokerage commissions, dividend and interest expenses on securities sold short, extraordinary expenses and other expenses not incurred in the ordinary course of the fund’s business. These arrangements cannot be terminated prior to March 1, 2022 without the Board of Trustees’ consent. TAM is permitted to recapture

amounts waived and/or reimbursed to a class during any of the 36 months from the date on which TAM waived fees and/or reimbursed expenses for the class if the class’ total annual fund operating expenses have fallen to a level below the limits described above. In no case will TAM recapture any amount that would result, on any particular business day of the fund, in the class’ total annual operating expenses exceeding the applicable limits described above or any other lower limit then in effect. In addition, TAM has contractually agreed to reimburse 0.08% of the sub-transfer agency fees and certain per account transfer agency fees on Class I shares through March 1, 2023.

**Example:** This Example is intended to help you compare the cost of investing in the fund with the cost of investing in other mutual funds.

The Example assumes that you invest \$10,000 in the fund for the time periods indicated and then redeem all shares at the end of those periods (unless otherwise indicated). The Example also assumes that your investment has a 5% return each year and that the fund’s operating expenses remain the same. Only the 1 year dollar amount shown below reflects TAM’s agreement to waive fees and/or reimburse fund expenses. Although your actual costs may be higher or lower, based on these assumptions your costs would be:

### If the shares are redeemed at the end of each period:

	1 year	3 years	5 years	10 years
Class A	\$ 575	\$ 787	\$ 1,017	\$ 1,675
Class C	\$ 276	\$ 545	\$ 939	\$ 2,041
Class I	\$ 63	\$ 207	\$ 373	\$ 855
Class R6	\$ 61	\$ 192	\$ 335	\$ 750

### If the shares are not redeemed:

	1 year	3 years	5 years	10 years
Class A	\$ 575	\$ 787	\$ 1,017	\$ 1,675
Class C	\$ 176	\$ 545	\$ 939	\$ 2,041
Class I	\$ 63	\$ 207	\$ 373	\$ 855
Class R6	\$ 61	\$ 192	\$ 335	\$ 750

**Portfolio Turnover:** The fund pays transaction costs, such as commissions, when it buys and sells securities (or “turns over” its portfolio). A higher portfolio turnover rate may indicate higher transaction costs and may result in higher taxes when fund shares are held in a taxable account. These costs, which are not reflected in annual fund operating expenses or in the Example, affect the fund’s performance.

During the most recent fiscal year, the portfolio turnover rate for the fund was 37% of the average value of its portfolio.

**Principal Investment Strategies:** The fund’s sub-adviser, Aegon USA Investment Management, LLC (the “sub-adviser”), seeks to achieve the fund’s objective by investing, under normal circumstances, at least 80% of the fund’s net assets (plus the amount of borrowings, if any, for investment purposes) in high-yield bonds (commonly known as “junk bonds”). The fund normally invests primarily in U.S. securities.

Junk bonds are high-risk debt securities rated below investment grade (that is, securities rated below BBB by Standard & Poor’s or Fitch or below Baa by Moody’s or, if unrated, determined to be

of comparable quality by the sub-adviser). The sub-adviser seeks to achieve high returns for the fund while maintaining a reasonable risk profile.

The sub-adviser uses a combination of a global “top-down” analysis of the macroeconomic and interest rate environment and proprietary “bottom-up” research of corporate and sovereign debt, stressed and distressed securities, and other debt instruments. In the sub-adviser’s “top-down” approach, the sub-adviser analyzes various fundamental, technical, sentiment, and valuation factors that the sub-adviser believes affect the movement of markets and securities prices worldwide. This “top-down” analysis assists the sub-adviser in analyzing fund risk and allocating assets among sectors, industries, and credit quality categories. In its proprietary “bottom-up” research, the sub-adviser considers various fundamental and other factors, such as creditworthiness and capital structure. The sub-adviser’s research analysts integrate environmental, social and governance matters within their analytical process alongside traditional credit analysis.

The fund has no maturity or duration requirements or limitations. The fund may invest in foreign securities, including up to 10% of its net assets in emerging market securities.

To a lesser extent, the fund may invest in investment grade bonds, bank loans, asset backed and mortgage backed securities, preferred equity securities, common equity securities (received in connection with exchanges or restructurings) and cash equivalents. The fund may also invest in hybrid instruments having both debt and equity characteristics.

**Principal Risks:** Risk is inherent in all investing. Many factors and risks affect the fund’s performance, including those described below. The value of your investment in the fund, as well as the amount of return you receive on your investment, may fluctuate significantly day to day and over time. You may lose part or all of your investment in the fund or your investment may not perform as well as other similar investments. The following is a summary description of principal risks (in alphabetical order after certain key risks) of investing in the fund. An investment in the fund is not a bank deposit and is not insured or guaranteed by the Federal Deposit Insurance Corporation or any other government agency. **You may lose money if you invest in this fund.**

**Market** – The market values of the fund’s securities and other assets will fluctuate, sometimes sharply and unpredictably, due to changes in general market conditions, overall economic trends or events, governmental actions or interventions, actions taken by the U.S. Federal Reserve or foreign central banks, political developments, investor sentiment, public health emergencies such as a pandemic, and other factors that may or may not be related to the issuer of the security or other asset. The market prices of securities and other assets also may go down due to events or conditions that affect particular sectors, industries or issuers. Adverse market conditions may be prolonged and may not have the same impact on all types of securities or other assets.

Economies and financial markets throughout the world are increasingly interconnected. Economic, financial or political events, trading and tariff arrangements, public health events, terrorism, technology and data interruptions, natural disasters, and other

circumstances in one or more countries or regions could be highly disruptive to, and have profound impacts on, global economies or markets. As a result, whether or not the fund invests in securities of issuers located in or with significant exposure to the countries directly affected, the value and liquidity of the fund’s investments may go down.

The COVID-19 pandemic has caused substantial market disruption around the world, including the U.S. There have been periods of extreme volatility, and periods where there have been no buyers for certain securities, including U.S. Treasury securities. Some sectors of the economy and individual issuers have experienced particularly large losses. The pandemic has reduced liquidity of particular investments and asset classes; resulted in significant disruptions to business operations, including business closures; strained healthcare systems; disrupted supply chains, consumer demand and employee availability; and restricted travel. These conditions may continue for an extended period of time, or worsen. The pandemic may result in a sustained domestic or global economic downturn or recession. Developing or emerging market countries may be more adversely impacted. The ultimate economic fallout from the pandemic, and the long-term impact on economies, markets, industries and individual issuers, are not known.

The U.S. government and the Federal Reserve, as well as certain foreign governments and central banks, have taken extraordinary actions to support local and global economies and the financial markets in response to the COVID-19 pandemic. These actions have resulted in significant expansion of public debt, including in the U.S. The long-term consequences of this level of public debt are not known. In addition, certain interest rates have been reduced to very low levels. This and other government intervention into the economy and financial markets to address the pandemic may not work as intended, particularly if the efforts are perceived by investors as being unlikely to achieve the desired results.

The COVID-19 pandemic could continue to adversely affect the value and liquidity of the fund’s investments, impair the fund’s ability to satisfy redemption requests, and negatively impact the fund’s performance.

**High-Yield Debt Securities** – High-yield debt securities, commonly referred to as “junk” bonds, are securities that are rated below “investment grade” or are of comparable quality. Changes in interest rates, the market’s perception of the issuers, the creditworthiness of the issuers and negative perceptions of the junk bond market generally may significantly affect the value of these bonds. Junk bonds are considered speculative, tend to be volatile, typically have a higher risk of default, tend to be less liquid and more difficult to value than higher grade securities, and may result in losses for the fund.

**Credit** – If an issuer or other obligor (such as a party providing insurance or other credit enhancement) of a security held by the fund or a counterparty to a financial contract with the fund is unable or unwilling to meet its financial obligations, or is downgraded or perceived to be less creditworthy (whether by market participants or otherwise), or if the value of any underlying assets declines, the value of your investment will typically decline. A

decline may be significant, particularly in certain market environments. In addition, the fund may incur costs and may be hindered or delayed in enforcing its rights against an issuer, obligor or counterparty.

**Interest Rate** – Interest rates in the U.S. and certain foreign markets have been low relative to historic levels. The fund faces a risk that interest rates may rise. The value of fixed income securities generally goes down when interest rates rise. A rise in rates tends to have a greater impact on the prices of longer term or duration securities. Changes in interest rates also may affect the liquidity of the fund's investments. A general rise in interest rates may cause investors to sell fixed income securities on a large scale, which could adversely affect the price and liquidity of fixed income securities generally and could also result in increased redemptions from the fund. Increased redemptions could cause the fund to sell securities at inopportune times or depressed prices and result in further losses.

**Fixed-Income Securities** – Fixed-income securities are subject to risks including credit risk, interest rate risk, counterparty risk, prepayment risk, extension risk, valuation risk, and liquidity risk. The value of fixed-income securities may go up or down, sometimes rapidly and unpredictably, due to general market conditions, such as real or perceived adverse economic or political conditions, tariffs and trade disruptions, inflation, changes in interest rates, lack of liquidity in the bond markets or adverse investor sentiment. In addition, the value of a fixed-income security may decline if the issuer or other obligor of the security fails to pay principal and/or interest, otherwise defaults or has its credit rating downgraded or is perceived to be less creditworthy, or the credit quality or value of any underlying assets declines. If the value of fixed-income securities owned by the fund falls, the value of your investment will go down. The fund may lose its entire investment in the fixed-income securities of an issuer.

**Liquidity** – The fund may make investments that are illiquid or that become illiquid after purchase. Illiquid investments can be difficult to value, may trade at a discount from comparable, more liquid investments, and may be subject to wide fluctuations in value. If the fund is forced to sell an illiquid investment to meet redemption requests or other cash needs, the fund may be forced to sell at a substantial loss or may not be able to sell at all. Liquidity of particular investments, or even entire asset classes, including U.S. Treasury securities, can deteriorate rapidly, particularly during times of market turmoil, and those investments may be difficult or impossible for the fund to sell. This may prevent the fund from limiting losses.

**Distressed or Defaulted Securities** – Investments in defaulted securities and obligations of distressed issuers, including securities that are, or may be, involved in reorganizations or other financial restructurings, either out of court or in bankruptcy, involve substantial risks in addition to the risks of investing in high-yield debt securities. These securities are considered speculative. The fund may incur costs to protect its investment, and the fund could lose its entire investment.

**Counterparty** – The fund could lose money if the counterparties to derivatives, repurchase agreements and other financial contracts entered into for the fund do not fulfill their contractual obligations. In addition, the fund may incur costs

**Extension** – When interest rates rise, repayments of fixed income securities, including asset- and mortgage-backed securities, may occur more slowly than anticipated, causing their market prices to decline.

**Prepayment or Call** – Many issuers have a right to prepay their fixed income securities. If this happens, the fund will not benefit from the rise in the market price of the securities that normally accompanies a decline in interest rates and may be forced to reinvest the prepayment proceeds in securities with lower yields.

**Focused Investing** – To the extent the fund invests in a limited number of countries, regions, sectors, industries or market segments, in a limited number of issuers, or in issuers in related businesses or that are subject to related operating risks, the fund will be more susceptible to negative events affecting those countries, regions, sectors, industries, segments or issuers, and the value of its shares may be more volatile than if it invested more widely.

**Valuation** – The sales price the fund could receive for any particular portfolio investment may differ from the fund's valuation of the investment, particularly for securities that trade in thin or volatile markets, that are priced based upon valuations provided by third-party pricing services that use matrix or evaluated pricing systems, or that are valued using a fair value methodology. These differences may increase significantly and affect fund investments more broadly during periods of market volatility. Investors who purchase or redeem fund shares on days when the fund is holding fair-valued securities may receive fewer or more shares or lower or higher redemption proceeds than they would have received if the fund had not fair-valued securities or had used a different valuation methodology.

**Management** – The value of your investment may go down if the investment manager's or sub-adviser's judgments and decisions are incorrect or otherwise do not produce the desired results, or if the fund's investment strategy does not work as intended. You may also suffer losses if there are imperfections, errors or limitations in the quantitative, analytic or other tools, resources, information and data used, investment techniques applied, or the analyses employed or relied on, by the investment manager or sub-adviser, if such tools, resources, information or data are used incorrectly or otherwise do not work as intended, or if the investment manager's or sub-adviser's investment style is out of favor or otherwise fails to produce the desired results. Any of these things could cause the fund to lose value or its results to lag relevant benchmarks or other funds with similar objectives.

**Active Trading** – The fund may purchase and sell securities without regard to the length of time held. Active trading may be more pronounced during periods of market volatility, may have a negative impact on performance by increasing transaction costs and may generate greater amounts of short-term capital gains.

**Bank Obligations** – Banks are sensitive to changes in money market and general economic conditions. Banks are highly regulated. Decisions by regulators may limit the loans banks make and the interest rates and fees they charge, and may reduce bank profitability.

**Currency** – The value of a fund's investments in securities denominated in foreign currencies increases or decreases as the rates of exchange between those currencies and the U.S. dollar change. U.S. dollar-denominated securities of foreign issuers



and may be hindered or delayed in enforcing its rights against a counterparty.

may also be affected by currency risk. Currency exchange rates can be

volatile and may fluctuate significantly over short periods of time. Currency conversion costs and currency fluctuations could reduce or eliminate investment gains or add to investment losses. A fund may be unable or may choose not to hedge its foreign currency exposure.

**Emerging Markets** – Investments in securities of issuers located or doing business in emerging markets are subject to heightened foreign investments risks and may experience rapid and extreme changes in value. Emerging market countries tend to have less developed and less stable economic, political and legal systems and regulatory and accounting standards, may have policies that restrict investment by foreigners or that prevent foreign investors such as the fund from withdrawing their money at will, and are more likely to experience nationalization, expropriation and confiscatory taxation. In addition, emerging market securities may have low trading volumes and may be or become illiquid.

**Energy Sector** – Industries in the energy segment, such as those engaged in the development, production and distribution of energy resources, can be significantly affected by supply and demand both for their specific product or service and for energy products in general. The price of oil, gas and other consumable fuels, exploration and production spending, government regulation, world events and economic conditions likewise will affect the performance of companies in these industries.

**Equity Securities** – Equity securities generally have greater risk of loss than debt securities. Stock markets are volatile and the value of equity securities may go up or down sometimes rapidly and unpredictably. The value of equity securities fluctuates based on real or perceived changes in a company's financial condition, factors affecting a particular industry or industries, and overall market, economic and political conditions. If the market prices of the equity securities owned by the fund fall, the value of your investment in the fund will decline. The fund may lose its entire investment in the equity securities of an issuer.

**Floating Rate Loans** – Floating rate loans are often made to borrowers whose financial condition is troubled or highly leveraged. These loans frequently are rated below investment grade and are therefore subject to "High-Yield Debt Securities" risk. There is no public market for floating rate loans and the loans may trade infrequently and be subject to wide bid/ask spreads. Many floating rate loans are subject to restrictions on resale. Floating rate loans may have trade settlement periods in excess of seven days, which may result in the fund not receiving proceeds from the sale of a loan for an extended period. As a result, the fund may be subject to greater "Liquidity" risk than a fund that does not invest in floating rate loans and the fund may be constrained in its ability to meet its obligations (including obligations to redeeming shareholders). The lack of an active trading market may also make it more difficult to value floating rate loans. Rising interest rates can lead to increased default rates as payment obligations increase.

**Foreign Investments** – Investing in securities of foreign issuers or issuers with significant exposure to foreign markets involves additional risks. Foreign markets can be less liquid, less regulated, less transparent and more volatile than U.S. markets. The value of the fund's foreign investments may decline, sometimes rapidly or unpredictably, because of factors affecting the particular issuer as well as foreign markets and issuers generally, such as unfavorable or unsuccessful government actions, reduction of government or

central bank support, tariffs and trade disruptions, political or financial instability, social unrest or other adverse economic or political developments. Foreign investments may be more difficult to value than investments in U.S. issuers.

**Hybrid Instruments** – Investing in hybrid instruments involves a combination of risks, including risks of investing in securities, commodities, options, futures, and currencies. An investment in a hybrid instrument may entail significant risks in addition to those associated with traditional fixed-income or convertible securities.

**Large Shareholder** – A significant portion of the fund's shares may be owned by other funds sponsored by Transamerica. Transactions by these funds may be disruptive to the management of the fund. For example, the fund may experience large redemptions and could be required to sell securities at a time when it may not otherwise desire to do so. Such transactions may increase the fund's brokerage and/or other transaction costs. In addition, sizeable redemptions could cause the fund's total expenses to increase.

**Loans** – Loans are subject to the credit risk of nonpayment of principal or interest. Economic downturns or increases in interest rates may cause an increase in defaults, interest rate risk and liquidity risk. Loans may or may not be collateralized at the time of acquisition, and any collateral may be relatively illiquid or lose all or substantially all of its value subsequent to investment. The fund's investments in loans are also subject to prepayment or call risk.

**Preferred Stock** – Preferred stock's right to dividends and liquidation proceeds is junior to the rights of a company's debt securities. The value of preferred stock may be subject to factors that affect fixed income and equity securities. The value of preferred stock tends to vary more with fluctuations in the underlying common stock and less with fluctuations in interest rates and tends to exhibit greater volatility.

**Privately Placed and Other Restricted Securities** – Restricted securities, which include private placements of private and public companies, are subject to legal or contractual restrictions on their resale. Restricted securities may be difficult to sell at the time and price a fund prefers. Restricted securities may be difficult to value properly and may involve greater risks than securities that are not subject to restrictions on resale, both of which may result in substantial losses. An insufficient number of eligible buyers interested in purchasing restricted securities held by a fund could adversely affect the marketability of such securities and a fund might be unable to dispose of such securities promptly or at reasonable prices, adversely affecting a fund's overall liquidity. Restricted securities may not be listed on an exchange and may have no active trading market. A fund may incur additional expense when disposing of restricted securities.

**Sustainability and Environmental, Social and Governance ("ESG") Considerations** - Applying sustainability and/or ESG factors as part of the fund's security selection process may impact the sub-adviser's investment decisions. Sustainability and ESG factors are not uniformly defined and applying such factors involves subjective assessments. Sustainability and ESG ratings and assessments of issuers can vary across third party data providers and may change over time. Sustainability and ESG factors can be difficult to apply consistently across issuers, regions, countries, industries or sectors. The application of these factors could negatively impact the fund's performance.

**Yield** – The amount of income received by the fund will go up or down depending on day-to-day variations in short-term interest rates, and the fund's expenses could absorb all or a significant portion of the fund's income. If interest rates increase, the fund's yield may not increase proportionately.

**Performance:** The bar chart and the table below provide some indication of the risks of investing in the fund. The bar chart shows how the fund's performance has varied from year to year. The table shows how the fund's average annual total returns for different periods compare to the returns of a broad measure of market performance.

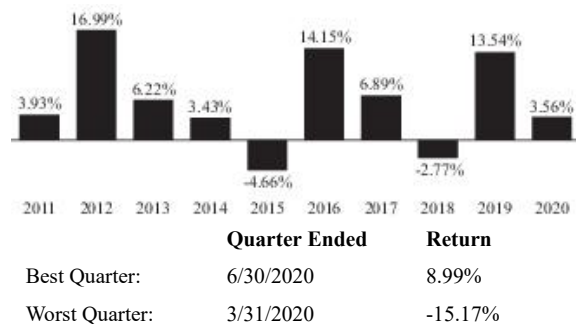
The bar chart does not reflect the impact of sales charges, which, if reflected, would lower the returns. The table includes deduction of applicable sales charges.

In the "10 Years or Since Inception" column of the table, returns are shown for ten years or since inception of the share class, whichever is less. Index returns are for ten years.

Absent any applicable fee waivers, reimbursements and/or expense limitations, performance would be lower.

As with all mutual funds, past performance (before and after taxes) is not a prediction of future results. Updated performance information is available on our website at [www.transamerica.com/individual/products/mutual-funds/performance/](http://www.transamerica.com/individual/products/mutual-funds/performance/) or by calling 1-888-233-4339.

#### Annual Total Returns (calendar years ended December 31) - Class A



#### Average Annual Total Returns (periods ended December 31, 2020)

	1 Year	5 Years	10 Years	Since Inception	Inception Date
Class A					06/14/1985
Return before taxes	-1.39%	5.85%	5.40%		
Return after taxes on distributions	-3.35%	3.55%	2.99%		
Return after taxes on distributions and sale of fund shares	-0.92%	3.45%	3.10%		
Class C (Return before taxes only)	1.85%	6.15%	5.18%		11/11/2002
Class I (Return before taxes only)	4.24%	7.26%	6.25%		11/30/2009
Class R6 (Return before taxes only)	4.03%	7.33%	N/A	5.00%	05/29/2015
Bloomberg Barclays US Corporate High Yield 2% Issuer Capped Index (reflects no deduction for fees, expenses or taxes)	7.05%	8.57%	6.79%	6.01%	

The after-tax returns are calculated using the historic highest individual federal marginal income tax rates and do not reflect the impact of state and local taxes. Actual after-tax returns may depend on the investor's individual tax situation and may differ from those shown. After-tax returns may not be relevant if the investment is made through a tax-exempt or tax-deferred account, such as a 401(k) plan.

**After-tax returns are presented for only one class, and returns for other classes are presented before taxes only and will vary.**

#### Management:

*Investment Manager:* Transamerica Asset Management, Inc.

*Sub-Adviser:* Aegon USA Investment Management, LLC

*Portfolio Managers:*

Kevin Bakker, CFA	Portfolio Manager	since 2007
Benjamin D. Miller, CFA	Portfolio Manager	since 2006
James K. Schaeffer, Jr.	Portfolio Manager	since 2011
Derek Thoms	Portfolio Manager	since 2016

**Purchase and Sale of Fund Shares:** You may purchase, exchange or redeem shares of the fund on any day the New York Stock Exchange is open for business, online or through our website at [www.transamerica.com](http://www.transamerica.com), by mail to Transamerica Fund Services, Inc., P.O. Box 219945, Kansas City, MO 64121-9945, by telephone at 1-888-233-4339, by overnight mail to Transamerica Fund Services, Inc., 330 W. 9th Street, Kansas City, MO 64105 or through a financial intermediary.

Class R6 shares are intended for purchase by participants in certain retirement plans such as 401(k) plans, 457 plans, employer-sponsored 403(b) plans, profit sharing and money purchase plans, defined-benefit plans, non-qualified deferred compensation plans, IRAs and participants in certain health savings plans and health savings accounts under Section 223 of the Internal Revenue Code (eligible plans). Class R6 shares are available only when a plan's recordkeeper or financial service firm serving as an intermediary has an agreement with Transamerica Funds, and in such eligible plans where Class R6 shares are held on the books of the funds through omnibus or

Network Level 3 accounts (either at the plan level or at the level of the financial service firm serving as an intermediary).

The minimum initial purchase for Class A and C shares is \$1,000; the minimum subsequent investment is \$50. The minimum initial purchase for payroll deduction and automatic investment plans is \$500; the minimum subsequent investment is \$50 per monthly fund account investment. The minimum investment for Class I shares is \$1,000,000. There is no minimum investment for eligible plans investing in Class R6 shares.

**Tax Information:** Fund distributions may be taxable as ordinary income, qualified dividend income, or capital gains, except when your investment is in an IRA, 401(k) or other tax-advantaged investment plan. In that case, you may be taxed when you take a distribution from such plan, depending on the type of plan, the circumstances of your distribution and other factors.

**Payments to Broker-Dealers and Other Financial Intermediaries:** If you purchase the fund through a broker-dealer or other financial intermediary, the fund and/or its affiliates may pay the intermediary for the sale of fund shares and related services. These payments may create a conflict of interest by influencing the broker-dealer or other intermediary and your salesperson to recommend the fund over another investment. Ask your salesperson or visit your financial intermediary's website for more information.

## Transamerica High Yield ESG

**Investment Objective:** Seeks a high level of current income.

### Fees and Expenses:

This table describes the fees and expenses that you may pay if you buy, hold and sell shares of the fund. **You may pay other fees, such as brokerage commissions and other fees to financial intermediaries, which are not reflected in the tables and examples below.**

#### Shareholder Fees (fees paid directly from your investment)

Class:	A	C	I	R6
Maximum sales charge (load) imposed on purchases (as a percentage of offering price)	4.75%	None	None	None
Maximum deferred sales charge (load) (as a percentage of purchase price or redemption proceeds, whichever is lower)	None	<sup>1</sup> 1.00%	None	None

<sup>1</sup> Purchases of Class A shares in amounts of \$1 million or more that are not subject to an initial sales charge may be subject to a 1.00% contingent deferred sales charge if those shares are redeemed within 24 months of their purchase. A deferred sales charge on Class A and C shares may apply to certain redemptions of shares purchased by exchange from another Transamerica Fund.

#### Annual Fund Operating Expenses (expenses that you pay each year as a percentage of the value of your investment)

Class:	A	C	I	R6
Management fees	0.55%	0.55%	0.55%	0.55%
Distribution and service (12b-1) fees	0.25%	1.00%	None	None
Other expenses	1.36%	<sup>1</sup> 1.36%	<sup>1</sup> 1.47%	1.37%
Total annual fund operating expenses	2.16%	2.91%	2.02%	1.92%
Fee waiver and/or expense reimbursement <sup>2</sup>	1.16%	1.16%	1.25%	1.17%
Total annual fund operating expenses after fee waiver and/or expense reimbursement	1.00%	1.75%	0.77%	0.75%

<sup>1</sup> Other expenses are based on estimates for the current fiscal year.

<sup>2</sup> Contractual arrangements have been made with the fund's investment manager, Transamerica Asset Management, Inc. ("TAM"), through March 1, 2022 to waive fees and/or reimburse fund expenses to the extent that total annual fund operating expenses exceed 1.00% for Class A shares, 1.75% for Class C shares, 0.85% for Class I shares and 0.75% for Class R6 shares, excluding, as applicable, acquired fund fees and expenses, interest, taxes, brokerage commissions, dividend and interest expenses on securities sold short, extraordinary expenses and other expenses not incurred in the ordinary course of the fund's business. These arrangements cannot be terminated prior to March 1, 2022 without the Board of Trustees' consent. TAM is permitted to recapture amounts waived and/or reimbursed to a class during any of the 36 months from the date on which TAM waived fees and/or reimbursed expenses for the class if the class' total annual fund operating expenses have fallen to a level below the limits described above. In no case will TAM recapture any amount that would result, on any particular business day of the fund, in the class' total annual operating expenses exceeding the applicable limits described above or any other lower limit then in effect. In addition, TAM has contractually agreed to reimburse 0.08% of the sub-transfer agency fees and certain per account transfer agency fees on Class I shares through March 1, 2022.

**Example:** This Example is intended to help you compare the cost of investing in the fund with the cost of investing in other mutual funds.

The Example assumes that you invest \$10,000 in the fund for the time periods indicated and then redeem all shares at the end of those periods (unless otherwise indicated). The Example also assumes that your investment has a 5% return each year and that the fund's operating expenses remain the same. Only the 1 year dollar amount shown below reflects TAM's agreement to waive fees and/or reimburse fund expenses. Although your actual costs may be higher or lower, based on these assumptions your costs would be:

#### If the shares are redeemed at the end of each period:

	1 year	3 years
Class A	\$ 572	\$ 1,012
Class C	\$ 278	\$ 791
Class I	\$ 79	\$ 512
Class R6	\$ 77	\$ 489

#### If the shares are not redeemed:

	1 year	3 years
Class A	\$ 572	\$ 1,012
Class C	\$ 178	\$ 791
Class I	\$ 79	\$ 512
Class R6	\$ 77	\$ 489

**Portfolio Turnover:** The fund pays transaction costs, such as commissions, when it buys and sells securities (or "turns over" its portfolio). A higher portfolio turnover rate may indicate higher transaction costs and may result in higher taxes when fund shares are held in a taxable account. These costs, which are not reflected in annual fund operating expenses or in the Example, affect the fund's performance.

For the period beginning July 31, 2020 and ending October 31, 2020, the portfolio turnover rate for the fund was 3% of the average value of its portfolio.

**Principal Investment Strategies:** The fund's sub-adviser, Aegon USA Investment Management, LLC (the "sub-adviser"), seeks to achieve the fund's objective by investing, under normal circumstances, at least 80% of the fund's net assets (plus the amount of borrowings, if any, for investment purposes) in high-yield securities. The sub-adviser focuses on investments that the sub-adviser views as having a favorable Environmental, Social and Governance ("ESG") profile based on the sub-adviser's internal ESG evaluation process. The fund normally invests primarily in U.S. securities.

High yield securities (commonly known as "junk" bonds) are high-risk debt securities rated, at the time of investment, below BBB by Standard & Poor's or Fitch or below Baa by Moody's or, if unrated, determined to be of comparable quality by the fund's sub-adviser. Normally, the high yield securities in which the fund invests are primarily corporate bonds.

The sub-adviser's ESG evaluation process is designed to emphasize positive selection of investments with favorable ESG characteristics in the view of the sub-adviser, while minimizing exposure to companies considered by the sub-adviser as having less favorable ESG qualities. In this process, the sub-adviser excludes companies involved in certain industries and/or business practices that are viewed as exhibiting the most negative ESG impacts. The sub-adviser then employs a fundamental, proprietary research approach to identify potential investments and categorizes them as belonging to one of five ESG categories.

Category one includes companies viewed by the sub-adviser as leaders in sustainable business practices or demonstrating commitment to the pursuit of the United Nations' sustainable development goals. Category two companies are judged by the sub-adviser to have low exposure to ESG risks or have policies in place to mitigate such risks. Category three companies are those, in the view of the sub-adviser, which face future ESG risks of uncertain timing or magnitude that could negatively affect the company. Category four companies are those which the sub-adviser views as exhibiting current ESG risks that are impacting the companies' credit fundamentals, but are not significant enough to impact the overall credit quality of the company. Category five includes companies that, in the sub-adviser's view, have ESG factors negatively impacting the companies' credit fundamentals to the extent credit quality is also impacted.

The fund's investment universe consists of companies classified by the sub-adviser within categories one through four with the fund's investments generally predominantly falling in categories one through three.

When assessing a company's ESG practices, the sub-adviser may take into account a number of ESG considerations of an environmental, social or governance nature. Environmental considerations may include, but are not limited to, climate change and carbon emissions, energy efficiency, waste and pollution, water use and conservation, deforestation, natural resource use and renewable energy. Social considerations may include, but are not limited to, human rights and labor standards, product safety and liability, workplace safety, workplace benefits, employee relations, diversity/inclusion policies, data protection and privacy, community involvement, nutrition and health, and supply chain sourcing. Governance considerations may include, but are not limited to, board independence, board diversity, anticorruption policies, shareholder rights, compensation structures, corporate political contributions and corporate behavior.

The sub-adviser's research-intensive process uses a combination of a global "top-down" analysis of the macroeconomic and interest rate environment and proprietary "bottom-up" research of corporate debt, stressed and distressed securities, and other debt instruments. In the sub-adviser's "top-down" approach, the sub-adviser analyzes various fundamental, technical, sentiment, and valuation factors that it believes affect the movement of markets and securities prices worldwide. This "top-down" analysis assists the sub-adviser in analyzing fund risk and allocating assets among sectors, industries, and credit quality categories. In its proprietary "bottom-up" research, the sub-adviser considers various fundamental and other factors, such as creditworthiness and capital structure. The sub-adviser

integrates ESG factors into its analysis by combining external data with internal research to evaluate the investment's ESG characteristics. The process incorporates both qualitative elements (such as company commitment to sustainable initiatives) and quantitative elements (such as measurable ESG risks) in an effort to assess the potential material influence of ESG factors on an investment's credit fundamentals.

The fund has no maturity or duration requirements or limitations. The fund may invest in foreign securities, including up to 10% of its net assets in emerging market securities.

To a lesser extent, the fund may invest in investment grade bonds, bank loans, preferred equity securities, common equity securities (received in connection with exchanges or restructurings) and cash equivalents. The fund may also invest in hybrid instruments having both debt and equity characteristics.

All investments by the fund, with the exception of cash and cash equivalents, are subject to the sub-adviser's ESG assessment framework.

**Principal Risks:** Risk is inherent in all investing. Many factors and risks affect the fund's performance, including those described below. The value of your investment in the fund, as well as the amount of return you receive on your investment, may fluctuate significantly day to day and over time. You may lose part or all of your investment in the fund or your investment may not perform as well as other similar investments. The following is a summary description of principal risks (in alphabetical order after certain key risks) of investing in the fund. An investment in the fund is not a bank deposit and is not insured or guaranteed by the Federal Deposit Insurance Corporation or any other government agency. **You may lose money if you invest in this fund.**

**Market** – The market values of the fund's securities and other assets will fluctuate, sometimes sharply and unpredictably, due to changes in general market conditions, overall economic trends or events, governmental actions or interventions, actions taken by the U.S. Federal Reserve or foreign central banks, political developments, investor sentiment, public health emergencies such as a pandemic, and other factors that may or may not be related to the issuer of the security or other asset. The market prices of securities and other assets also may go down due to events or conditions that affect particular sectors, industries or issuers. Adverse market conditions may be prolonged and may not have the same impact on all types of securities or other assets.

Economies and financial markets throughout the world are increasingly interconnected. Economic, financial or political events, trading and tariff arrangements, public health events, terrorism, technology and data interruptions, natural disasters, and other circumstances in one or more countries or regions could be highly disruptive to, and have profound impacts on, global economies or markets. As a result, whether or not the fund invests in securities of issuers located in or with significant exposure to the countries directly affected, the value and liquidity of the fund's investments may go down.

The COVID-19 pandemic has caused substantial market disruption around the world, including the U.S. There have been periods of extreme volatility, and periods where there have been

no buyers for certain securities, including U.S. Treasury securities. Some sectors of the economy and individual issuers have experienced particularly large losses. The pandemic has reduced liquidity of particular investments and asset classes; resulted in significant disruptions to business operations, including business closures; strained healthcare systems; disrupted supply chains, consumer demand and employee availability; and restricted travel. These conditions may continue for an extended period of time, or worsen. The pandemic may result in a sustained domestic or global economic downturn or recession. Developing or emerging market countries may be more adversely impacted. The ultimate economic fallout from the pandemic, and the long-term impact on economies, markets, industries and individual issuers, are not known.

The U.S. government and the Federal Reserve, as well as certain foreign governments and central banks, have taken extraordinary actions to support local and global economies and the financial markets in response to the COVID-19 pandemic. These actions have resulted in significant expansion of public debt, including in the U.S. The long-term consequences of this level of public debt are not known. In addition, certain interest rates have been reduced to very low levels. This and other government intervention into the economy and financial markets to address the pandemic may not work as intended, particularly if the efforts are perceived by investors as being unlikely to achieve the desired results.

The COVID-19 pandemic could continue to adversely affect the value and liquidity of the fund's investments, impair the fund's ability to satisfy redemption requests, and negatively impact the fund's performance.

**High-Yield Debt Securities** – High-yield debt securities, commonly referred to as “junk” bonds, are securities that are rated below “investment grade” or are of comparable quality. Changes in interest rates, the market's perception of the issuers, the creditworthiness of the issuers and negative perceptions of the junk bond market generally may significantly affect the value of these bonds. Junk bonds are considered speculative, tend to be volatile, typically have a higher risk of default, tend to be less liquid and more difficult to value than higher grade securities, and may result in losses for the fund.

**Credit** – If an issuer or other obligor (such as a party providing insurance or other credit enhancement) of a security held by the fund or a counterparty to a financial contract with the fund is unable or unwilling to meet its financial obligations, or is downgraded or perceived to be less creditworthy (whether by market participants or otherwise), or if the value of any underlying assets declines, the value of your investment will typically decline. A decline may be significant, particularly in certain market environments. In addition, the fund may incur costs and may be hindered or delayed in enforcing its rights against an issuer, obligor or counterparty.

**Interest Rate** – Interest rates in the U.S. and certain foreign markets have been low relative to historic levels. The fund faces a risk that interest rates may rise. The value of fixed income securities generally goes down when interest rates rise. A rise in rates tends to have a greater impact on the prices of longer term or duration securities. Changes in interest rates also may affect the liquidity of the fund's investments. A general rise in interest rates may cause investors to sell fixed income securities on a large scale,

which could adversely affect the price and liquidity of fixed income securities generally and could also result in increased redemptions from the fund. Increased redemptions could cause the fund to sell securities at inopportune times or depressed prices and result in further losses.

**Fixed-Income Securities** – Fixed-income securities are subject to risks including credit risk, interest rate risk, counterparty risk, prepayment risk, extension risk, valuation risk, and liquidity risk. The value of fixed-income securities may go up or down, sometimes rapidly and unpredictably, due to general market conditions, such as real or perceived adverse economic or political conditions, tariffs and trade disruptions, inflation, changes in interest rates, lack of liquidity in the bond markets or adverse investor sentiment. In addition, the value of a fixed-income security may decline if the issuer or other obligor of the security fails to pay principal and/or interest, otherwise defaults or has its credit rating downgraded or is perceived to be less creditworthy, or the credit quality or value of any underlying assets declines. If the value of fixed-income securities owned by the fund falls, the value of your investment will go down. The fund may lose its entire investment in the fixed-income securities of an issuer.

**Liquidity** – The fund may make investments that are illiquid or that become illiquid after purchase. Illiquid investments can be difficult to value, may trade at a discount from comparable, more liquid investments, and may be subject to wide fluctuations in value. If the fund is forced to sell an illiquid investment to meet redemption requests or other cash needs, the fund may be forced to sell at a substantial loss or may not be able to sell at all. Liquidity of particular investments, or even entire asset classes, including U.S. Treasury securities, can deteriorate rapidly, particularly during times of market turmoil, and those investments may be difficult or impossible for the fund to sell. This may prevent the fund from limiting losses.

**Counterparty** – The fund could lose money if the counterparties to derivatives, repurchase agreements and other financial contracts entered into for the fund do not fulfill their contractual obligations. In addition, the fund may incur costs and may be hindered or delayed in enforcing its rights against a counterparty.

**Environmental, Social and Governance (“ESG”) Investing** – Applying the sub-adviser's ESG criteria to its investment analysis for the fund may impact the sub-adviser's investment decisions as to securities of certain issuers and, therefore, the fund may forgo some investment opportunities available to funds that do not use ESG criteria or that apply different ESG criteria. Securities of companies with what are identified by the sub-adviser as having favorable ESG characteristics may shift into and out of favor depending on market and economic conditions, and the fund's performance may at times be better or worse than the performance of similar funds that do not use ESG criteria or that apply different ESG criteria. ESG is not a uniformly defined characteristic and applying ESG criteria involves a subjective assessment.

**Extension** – When interest rates rise, repayments of fixed income securities, including asset- and mortgage-backed securities, may occur more slowly than anticipated, causing their market prices to decline.



**Prepayment or Call** – Many issuers have a right to prepay their fixed income securities. If this happens, the fund will not benefit from the rise in the market price of the securities that normally accompanies a decline in interest rates and may be forced to reinvest the prepayment proceeds in securities with lower yields.

**Distressed or Defaulted Securities** – Investments in defaulted securities and obligations of distressed issuers, including securities that are, or may be, involved in reorganizations or other financial restructurings, either out of court or in bankruptcy, involve substantial risks in addition to the risks of investing in high-yield debt securities. These securities are considered speculative. The fund may incur costs to protect its investment, and the fund could lose its entire investment.

**Focused Investing** – To the extent the fund invests in a limited number of countries, regions, sectors, industries or market segments, in a limited number of issuers, or in issuers in related businesses or that are subject to related operating risks, the fund will be more susceptible to negative events affecting those countries, regions, sectors, industries, segments or issuers, and the value of its shares may be more volatile than if it invested more widely.

**Valuation** – The sales price the fund could receive for any particular portfolio investment may differ from the fund's valuation of the investment, particularly for securities that trade in thin or volatile markets, that are priced based upon valuations provided by third-party pricing services that use matrix or evaluated pricing systems, or that are valued using a fair value methodology. These differences may increase significantly and affect fund investments more broadly during periods of market volatility. Investors who purchase or redeem fund shares on days when the fund is holding fair-valued securities may receive fewer or more shares or lower or higher redemption proceeds than they would have received if the fund had not fair-valued securities or had used a different valuation methodology.

**Management** – The value of your investment may go down if the investment manager's or sub-adviser's judgments and decisions are incorrect or otherwise do not produce the desired results, or if the fund's investment strategy does not work as intended. You may also suffer losses if there are imperfections, errors or limitations in the quantitative, analytic or other tools, resources, information and data used, investment techniques applied, or the analyses employed or relied on, by the investment manager or sub-adviser, if such tools, resources, information or data are used incorrectly or otherwise do not work as intended, or if the investment manager's or sub-adviser's investment style is out of favor or otherwise fails to produce the desired results. Any of these things could cause the fund to lose value or its results to lag relevant benchmarks or other funds with similar objectives.

**Active Trading** – The fund may purchase and sell securities without regard to the length of time held. Active trading may be more pronounced during periods of market volatility, may have a negative impact on performance by increasing transaction costs and may generate greater amounts of short-term capital gains.

**Bank Obligations** – Banks are sensitive to changes in money market and general economic conditions. Banks are highly regulated. Decisions by regulators may limit the loans banks make and the interest rates and fees they charge, and may reduce bank profitability.

**Currency** – The value of a fund's investments in securities denominated in foreign currencies increases or decreases as the rates of exchange between those currencies and the U.S. dollar change. U.S. dollar-denominated securities of foreign issuers may also be affected by currency risk. Currency exchange rates can be volatile and may fluctuate significantly over short periods of time. Currency conversion costs and currency fluctuations could reduce or eliminate investment gains or add to investment losses. A fund may be unable or may choose not to hedge its foreign currency exposure.

**Emerging Markets** – Investments in securities of issuers located or doing business in emerging markets are subject to heightened foreign investments risks and may experience rapid and extreme changes in value. Emerging market countries tend to have less developed and less stable economic, political and legal systems and regulatory and accounting standards, may have policies that restrict investment by foreigners or that prevent foreign investors such as the fund from withdrawing their money at will, and are more likely to experience nationalization, expropriation and confiscatory taxation. In addition, emerging market securities may have low trading volumes and may be or become illiquid.

**Energy Sector** – Industries in the energy segment, such as those engaged in the development, production and distribution of energy resources, can be significantly affected by supply and demand both for their specific product or service and for energy products in general. The price of oil, gas and other consumable fuels, exploration and production spending, government regulation, world events and economic conditions likewise will affect the performance of companies in these industries.

**Equity Securities** – Equity securities generally have greater risk of loss than debt securities. Stock markets are volatile and the value of equity securities may go up or down sometimes rapidly and unpredictably. The value of equity securities fluctuates based on real or perceived changes in a company's financial condition, factors affecting a particular industry or industries, and overall market, economic and political conditions. If the market prices of the equity securities owned by the fund fall, the value of your investment in the fund will decline. The fund may lose its entire investment in the equity securities of an issuer.

**Floating Rate Loans** – Floating rate loans are often made to borrowers whose financial condition is troubled or highly leveraged. These loans frequently are rated below investment grade and are therefore subject to "High-Yield Debt Securities" risk. There is no public market for floating rate loans and the loans may trade infrequently and be subject to wide bid/ask spreads. Many floating rate loans are subject to restrictions on resale. Floating rate loans may have trade settlement periods in excess of seven days, which may result in the fund not receiving proceeds from the sale of a loan for an extended period. As a result, the fund may be subject to greater "Liquidity" risk than a fund that does not invest in floating rate loans and the fund may be constrained in its ability to meet its obligations (including obligations to redeeming shareholders). The lack of an active trading market may also make it more difficult to value floating rate loans. Rising interest rates can lead to increased default rates as payment obligations increase.

**Foreign Investments** – Investing in securities of foreign issuers or issuers with significant exposure to foreign markets involves additional risks. Foreign markets can be less liquid, less regulated,

less transparent and more volatile than U.S. markets. The value of the fund's foreign investments may decline, sometimes rapidly or unpredictably, because of factors affecting the particular issuer as well as foreign markets and issuers generally, such as unfavorable or unsuccessful government actions, reduction of government or central bank support, tariffs and trade disruptions, political or financial instability, social unrest or other adverse economic or political developments. Foreign investments may be more difficult to value than investments in U.S. issuers.

**Hybrid Instruments** – Investing in hybrid instruments involves a combination of risks, including risks of investing in securities, commodities, options, futures, and currencies. An investment in a hybrid instrument may entail significant risks in addition to those associated with traditional fixed-income or convertible securities.

**Large Shareholder** – A significant portion of the fund's shares may be owned by other funds sponsored by Transamerica. Transactions by these funds may be disruptive to the management of the fund. For example, the fund may experience large redemptions and could be required to sell securities at a time when it may not otherwise desire to do so. Such transactions may increase the fund's brokerage and/or other transaction costs. In addition, sizeable redemptions could cause the fund's total expenses to increase.

**Loans** – Loans are subject to the credit risk of nonpayment of principal or interest. Economic downturns or increases in interest rates may cause an increase in defaults, interest rate risk and liquidity risk. Loans may or may not be collateralized at the time of acquisition, and any collateral may be relatively illiquid or lose all or substantially all of its value subsequent to investment. The fund's investments in loans are also subject to prepayment or call risk.

**New Fund** – The fund was recently formed. Investors in the fund bear the risk that the sub-adviser may not be successful in implementing its investment strategy, and may not employ a successful investment strategy, or that the fund may fail to attract sufficient assets under management to realize economies of scale, any of which could result in the fund being liquidated at any time without shareholder approval and at a time that may not be favorable for shareholders.

**Preferred Stock** – Preferred stock's right to dividends and liquidation proceeds is junior to the rights of a company's debt securities. The value of preferred stock may be subject to factors that affect fixed income and equity securities. The value of preferred stock tends to vary more with fluctuations in the underlying common stock and less with fluctuations in interest rates and tends to exhibit greater volatility.

**Privately Placed and Other Restricted Securities** – Restricted securities, which include private placements of private and public companies, are subject to legal or contractual restrictions on their resale. Restricted securities may be difficult to sell at the time and price a fund prefers. Restricted securities may be difficult to value properly and may involve greater risks than securities that are not subject to restrictions on resale, both of which may result in substantial losses. An insufficient number of eligible buyers interested in purchasing restricted securities held by a fund could adversely affect the marketability of such securities and a fund might be unable to dispose of such securities promptly or at reasonable prices, adversely affecting a fund's overall liquidity.

Restricted securities may not be listed on an exchange and may have no active trading market. A fund may incur additional expense when disposing of restricted securities.

**Yield** – The amount of income received by the fund will go up or down depending on day-to-day variations in short-term interest rates, and the fund's expenses could absorb all or a significant portion of the fund's income. If interest rates increase, the fund's yield may not increase proportionately.

**Performance:** No performance is shown for the fund. Performance information will appear in a future version of this prospectus once the fund has a full calendar year of performance information to report to investors.

The fund's benchmark is the Bloomberg Barclays US Corporate High Yield 2% Issuer Capped Index.

As with all mutual funds, past performance (before and after taxes) is not a prediction of future results. Updated performance information is available on our website at [www.transamerica.com/individual/products/mutual-funds/performance/](http://www.transamerica.com/individual/products/mutual-funds/performance/) or by calling 1-888-233-4339.

#### Management:

*Investment Manager:* Transamerica Asset Management, Inc.

*Sub-Adviser:* Aegon USA Investment Management, LLC

*Portfolio Managers:*

Kevin Bakker, CFA	Portfolio Manager	since 2020
Benjamin D. Miller, CFA	Portfolio Manager	since 2020
James K. Schaeffer, Jr.	Portfolio Manager	since 2020
Derek Thoms	Portfolio Manager	since 2020

**Purchase and Sale of Fund Shares:** You may purchase, exchange or redeem shares of the fund on any day the New York Stock Exchange is open for business, online or through our website at [www.transamerica.com](http://www.transamerica.com), by mail to Transamerica Fund Services, Inc., P.O. Box 219945, Kansas City, MO 64121-9945, by telephone at 1-888-233-4339, by overnight mail to Transamerica Fund Services, Inc., 330 W. 9th Street, Kansas City, MO 64105 or through a financial intermediary.

Class R6 shares are intended for purchase by participants in certain retirement plans such as 401(k) plans, 457 plans, employer-sponsored 403(b) plans, profit sharing and money purchase plans, defined-benefit plans, non-qualified deferred compensation plans, IRAs and participants in certain health savings plans and health savings accounts under Section 223 of the Internal Revenue Code (eligible plans). Class R6 shares are available only when a plan's recordkeeper or financial service firm serving as an intermediary has an agreement with Transamerica Funds, and in such eligible plans where Class R6 shares are held on the books of the funds through omnibus or Network Level 3 accounts (either at the plan level or at the level of the financial service firm serving as an intermediary).

The minimum initial purchase for Class A and C shares is \$1,000; the minimum subsequent investment is \$50. The minimum initial purchase for payroll deduction and automatic investment plan is \$500; the minimum subsequent investment is \$50 per monthly fund account investment. The minimum investment for Class I shares is \$1,000,000. There is no minimum investment for eligible plans investing in Class R6 shares.

The fund does not currently offer Class A, Class C and Class R6 shares.

**Tax Information:** Fund distributions may be taxable as ordinary income, qualified dividend income, or capital gains, except when your investment is in an IRA, 401(k) or other tax-advantaged investment plan. In that case, you may be taxed when you take a distribution from such plan, depending on the type of plan, the circumstances of your distribution and other factors.

**Payments to Broker-Dealers and Other Financial Intermediaries:** If you purchase the fund through a broker-dealer or other financial intermediary, the fund and/or its affiliates may pay the intermediary for the sale of fund shares and related services. These payments may create a conflict of interest by influencing the broker-dealer or other intermediary and your salesperson to recommend the fund over another investment. Ask your salesperson or visit your financial intermediary's website for more information.

## Transamerica High Yield Muni

**Investment Objective:** Seeks to maximize total return through investment in medium- and lower-grade municipal securities that are exempt from federal income tax.

**Fees and Expenses:** This table describes the fees and expenses that you may pay if you buy, hold and sell shares of the fund. **You may pay other fees, such as brokerage commissions and other fees to financial intermediaries, which are not reflected in the tables and examples below.**

You may qualify for sales charge discounts if you and your family invest, or agree to invest in the future, at least \$50,000 in Transamerica Funds. More information about these and other discounts is available from your financial professional, in the “Waivers and Reductions of Sales Charges” section of the fund’s prospectus, in the Appendix – “Waivers and Discounts Available from Intermediaries,” and in the fund’s statement of additional information (SAI) under the heading “Purchase of Shares.”

### Shareholder Fees (fees paid directly from your investment)

	Class:	A	C	I
Maximum sales charge (load) imposed on purchases (as a percentage of offering price)		3.25%	None	None
Maximum deferred sales charge (load) (as a percentage of purchase price or redemption proceeds, whichever is lower)		None	<sup>1</sup> 1.00%	None

<sup>1</sup> Purchases of Class A shares in amounts of \$1 million or more that are not subject to an initial sales charge may be subject to a 1.00% contingent deferred sales charge if those shares are redeemed within 24 months of their purchase. A deferred sales charge on Class A and C shares may apply to certain redemptions of shares purchased by exchange from another Transamerica Fund.

### Annual Fund Operating Expenses (expenses that you pay each year as a percentage of the value of your investment)

	Class:	A	C	I
Management fees		0.54%	0.54%	0.54%
Distribution and service (12b-1) fees		0.25%	1.00%	None
Other expenses		0.28%	0.28%	0.32%
Total annual fund operating expenses		1.07%	1.82%	0.86%
Fee waiver and/or expense reimbursement <sup>1</sup>		0.16%	0.31%	0.10%
Total annual fund operating expenses after fee waiver and/or expense reimbursement		0.91%	1.51%	0.76%

<sup>1</sup> Contractual arrangements have been made with the fund’s investment manager, Transamerica Asset Management, Inc. (“TAM”), through March 1, 2022 to waive fees and/or reimburse fund expenses to the extent that total annual fund operating expenses exceed 1.01% for Class A shares, 1.76% for Class C shares and 0.76% for Class I shares, excluding, as applicable, acquired fund fees and expenses, interest, taxes, brokerage commissions, dividend and interest expenses on securities sold short, extraordinary expenses and other expenses not incurred in the ordinary course of the fund’s business. These arrangements cannot be terminated prior to March 1, 2022 without the Board of Trustees’ consent. TAM is permitted to recapture amounts waived and/or reimbursed to a class during any of the 36 months from the date on which TAM waived fees and/or reimbursed expenses for the class if the class’ total annual fund operating expenses have fallen to a level below the limits described above. In no case will TAM recapture any amount that would result, on any particular business day of the fund, in the class’ total annual operating expenses exceeding the applicable limits described above or any other lower limit then

in effect. In addition, 0.10% of the 0.25% distribution and services (12b-1) fee for Class A shares and 0.25% of the 1.00% distribution and services (12b-1) fee for Class C shares will be contractually waived through March 1, 2022.

**Example:** This Example is intended to help you compare the cost of investing in the fund with the cost of investing in other mutual funds.

The Example assumes that you invest \$10,000 in the fund for the time periods indicated and then redeem all shares at the end of those periods (unless otherwise indicated). The Example also assumes that your investment has a 5% return each year and that the fund’s operating expenses remain the same. Only the 1 year dollar amount shown below reflects TAM’s agreement to waive fees and/or reimburse fund expenses. Although your actual costs may be higher or lower, based on these assumptions your costs would be:

### If the shares are redeemed at the end of each period:

	1 year	3 years	5 years	10 years
Class A	\$ 415	\$ 639	\$ 881	\$ 1,574
Class C	\$ 254	\$ 542	\$ 956	\$ 2,112
Class I	\$ 78	\$ 264	\$ 467	\$ 1,052

### If the shares are not redeemed:

	1 year	3 years	5 years	10 years
Class A	\$ 415	\$ 639	\$ 881	\$ 1,574
Class C	\$ 154	\$ 542	\$ 956	\$ 2,112
Class I	\$ 78	\$ 264	\$ 467	\$ 1,052

**Portfolio Turnover:** The fund pays transaction costs, such as commissions, when it buys and sells securities (or “turns over” its portfolio). A higher portfolio turnover rate may indicate higher transaction costs and may result in higher taxes when fund shares are held in a taxable account. These costs, which are not reflected in annual fund operating expenses or in the Example, affect the fund’s performance.

During the most recent fiscal year, the portfolio turnover rate for the fund was 37% of the average value of its portfolio.

**Principal Investment Strategies:** Under normal circumstances, the fund’s sub-adviser, Belle Haven Investments, L.P. (the “sub-adviser”), invests at least 80% of the fund’s net assets (plus the amount of borrowings, if any, for investment purposes) in municipal fixed-income securities the interest from which is exempt from federal income tax and the federal alternative minimum tax (“AMT”) applicable to individuals. Interest income from some of the municipal obligations in which the fund may invest may be subject to AMT. The fund primarily invests in “high yield” municipal bonds under normal market conditions. For this purpose, “high yield” municipal bonds are those rated medium to lower grade. The fund normally invests primarily in general obligation and revenue bonds issued by U.S. municipal issuers, as well as issuers in U.S. territories and possessions. The fund may invest 25% or more of its total net assets in any sector or sub-sector of the municipal bond market.

The fund pursues an actively managed, total return strategy that seeks to identify inefficiencies in the municipal bond market. The sub-adviser's investment process is engineered to seek to exploit mispricing that the sub-adviser aims to identify at the issuer, credit, industry, security and/or maturity level based on macro-economic and fundamental analysis. Analysis is also used to determine the fund's yield curve positioning. Investment decisions are made by the sub-adviser in an effort to maximize total return while balancing portfolio risk.

Medium grade municipal bonds are those rated "A" to "BBB" by Standard & Poor's Rating Services ("S&P"). Lower-grade municipal bonds (commonly known as "junk bonds") are those rated below "Baa" by Moody's Investors Service, Inc. ("Moody's") or lower than "BBB" by S&P or Fitch, Inc. ("Fitch") or comparable ratings by other nationally recognized rating organizations (or, in the case of unrated securities, determined by the sub-adviser to be of comparable quality). The fund has the flexibility to invest the remainder of its assets in a broad array of issuers across the credit spectrum.

The fund may also invest up to 15% of its net assets in municipal bonds that are distressed securities. Distressed securities are securities that are the subject of bankruptcy proceedings or are rated in the lowest rating categories by at least one independent rating agency ("CC" or lower by S&P or Fitch or "Ca" or lower by Moody's), or if unrated, judged to be of comparable quality by the sub-adviser. The fund may also invest in higher quality debt securities.

Under normal conditions, the duration of the fund will generally vary between three and 20 years. Duration is a measure used to determine the sensitivity of a security's price to changes in interest rates. The longer a security's duration, the more sensitive it will be to changes in interest rates. The fund does not limit the maturity of the securities in which it invests. The maturity of a fixed income security is the measure of time remaining until the final payment on the security is due. However, under normal circumstances, the fund may focus on longer-term maturities in an effort to capture the higher yields generally associated with such maturities.

The fund may invest more than 25% of its net assets in securities relating to one political subdivision, such as any state or U.S. territory. The fund may invest in derivative instruments such as options and futures contracts for speculative, hedging, or duration management purposes. The fund may also invest in exchange-traded funds ("ETFs") as well as municipal bond closed-end funds.

The fund is non-diversified.

**Principal Risks:** Risk is inherent in all investing. Many factors and risks affect the fund's performance, including those described below. The value of your investment in the fund, as well as the amount of return you receive on your investment, may fluctuate significantly day to day and over time. You may lose part or all of your investment in the fund or your investment may not perform as well as other similar investments. The following is a summary description of principal risks (in alphabetical order after certain key risks) of investing in the fund. An investment in the fund is not a bank deposit and is not insured or guaranteed by the Federal Deposit Insurance Corporation or any other government agency. **You may lose money if you invest in this fund.**

**Market** – The market values of the fund's securities and other assets will fluctuate, sometimes sharply and unpredictably, due to changes in general market conditions, overall economic trends or events, governmental actions or interventions, actions taken by the U.S. Federal Reserve or foreign central banks, political developments, investor sentiment, public health emergencies such as a pandemic, and other factors that may or may not be related to the issuer of the security or other asset. The market prices of securities and other assets also may go down due to events or conditions that affect particular sectors, industries or issuers. Adverse market conditions may be prolonged and may not have the same impact on all types of securities or other assets.

Economies and financial markets throughout the world are increasingly interconnected. Economic, financial or political events, trading and tariff arrangements, public health events, terrorism, technology and data interruptions, natural disasters, and other circumstances in one or more countries or regions could be highly disruptive to, and have profound impacts on, global economies or markets. As a result, whether or not the fund invests in securities of issuers located in or with significant exposure to the countries directly affected, the value and liquidity of the fund's investments may go down.

The COVID-19 pandemic has caused substantial market disruption around the world, including the U.S. There have been periods of extreme volatility, and periods where there have been no buyers for certain securities, including U.S. Treasury securities. Some sectors of the economy and individual issuers have experienced particularly large losses. The pandemic has reduced liquidity of particular investments and asset classes; resulted in significant disruptions to business operations, including business closures; strained healthcare systems; disrupted supply chains, consumer demand and employee availability; and restricted travel. These conditions may continue for an extended period of time, or worsen. The pandemic may result in a sustained domestic or global economic downturn or recession. Developing or emerging market countries may be more adversely impacted. The ultimate economic fallout from the pandemic, and the long-term impact on economies, markets, industries and individual issuers, are not known.

The U.S. government and the Federal Reserve, as well as certain foreign governments and central banks, have taken extraordinary actions to support local and global economies and the financial markets in response to the COVID-19 pandemic. These actions have resulted in significant expansion of public debt, including in the U.S. The long-term consequences of this level of public debt are not known. In addition, certain interest rates have been reduced to very low levels. This and other government intervention into the economy and financial markets to address the pandemic may not work as intended, particularly if the efforts are perceived by investors as being unlikely to achieve the desired results.

The COVID-19 pandemic could continue to adversely affect the value and liquidity of the fund's investments, impair the fund's ability to satisfy redemption requests, and negatively impact the fund's performance.

**Municipal Securities** – The municipal bond market can be susceptible to unusual volatility, particularly for lower-rated and unrated securities. Liquidity can be reduced unpredictably in

response to overall economic conditions or credit tightening. Municipal issuers may be adversely affected by rising health care costs, increasing unfunded pension liabilities, and by the phasing out of federal programs providing financial support. The value of municipal securities can also be adversely affected by changes in the financial condition of one or more individual municipal issuers or insurers of municipal issuers, regulatory and political developments, tax law changes or other legislative actions, and by uncertainties and public perceptions concerning these and other factors. To the extent the fund invests significantly in a single state or in securities the payments on which are dependent upon a single project or source of revenues, or that relate to a sector or industry, the fund will be more susceptible to associated risks and developments. A number of municipal issuers have defaulted on obligations, commenced insolvency proceedings, or suffered credit downgrading. Financial difficulties of municipal issuers may continue or worsen.

Investment in municipal securities of issuers in Guam, Puerto Rico, the U.S. Virgin Islands, or other U.S. territories, may have more risks than tax-exempt securities issued by other issuers due to the political, social and/or economic conditions in the particular territory.

**Interest Rate** – Interest rates in the U.S. and certain foreign markets have been low relative to historic levels. The fund faces a risk that interest rates may rise. The value of fixed income securities generally goes down when interest rates rise. A rise in rates tends to have a greater impact on the prices of longer term or duration securities. Changes in interest rates also may affect the liquidity of the fund's investments. A general rise in interest rates may cause investors to sell fixed income securities on a large scale, which could adversely affect the price and liquidity of fixed income securities generally and could also result in increased redemptions from the fund. Increased redemptions could cause the fund to sell securities at inopportune times or depressed prices and result in further losses.

**Credit** – If an issuer or other obligor (such as a party providing insurance or other credit enhancement) of a security held by the fund or a counterparty to a financial contract with the fund is unable or unwilling to meet its financial obligations, or is downgraded or perceived to be less creditworthy (whether by market participants or otherwise), or if the value of any underlying assets declines, the value of your investment will typically decline. A decline may be significant, particularly in certain market environments. In addition, the fund may incur costs and may be hindered or delayed in enforcing its rights against an issuer, obligor or counterparty.

**High-Yield Debt Securities** – High-yield debt securities, commonly referred to as “junk” bonds, are securities that are rated below “investment grade” or are of comparable quality. Changes in interest rates, the market's perception of the issuers, the creditworthiness of the issuers and negative perceptions of the junk bond market generally may significantly affect the value of these bonds. Junk bonds are considered speculative, tend to be volatile, typically have a higher risk of default, tend to be less liquid and more difficult to value than higher grade securities, and may result in losses for the fund.

**Liquidity** – The fund may make investments that are illiquid or that become illiquid after purchase. Illiquid investments can be difficult to value, may trade at a discount from comparable, more liquid investments, and may be subject to wide fluctuations in value. If the fund is forced to sell an illiquid investment to meet redemption requests or other cash needs, the fund may be forced to sell at a substantial loss or may not be able to sell at all. Liquidity of particular investments, or even entire asset classes, including U.S. Treasury securities, can deteriorate rapidly, particularly during times of market turmoil, and those investments may be difficult or impossible for the fund to sell. This may prevent the fund from limiting losses.

**Counterparty** – The fund could lose money if the counterparties to derivatives, repurchase agreements and other financial contracts entered into for the fund do not fulfill their contractual obligations. In addition, the fund may incur costs and may be hindered or delayed in enforcing its rights against a counterparty.

**Extension** – When interest rates rise, repayments of fixed income securities, including asset- and mortgage-backed securities, may occur more slowly than anticipated, causing their market prices to decline.

**Prepayment or Call** – Many issuers have a right to prepay their fixed income securities. If this happens, the fund will not benefit from the rise in the market price of the securities that normally accompanies a decline in interest rates and may be forced to reinvest the prepayment proceeds in securities with lower yields.

**Non-Diversification** – As a “non-diversified” fund, the fund may invest a larger percentage of its assets in a smaller number of issuers than a diversified fund. Investing in a smaller number of issuers will make the fund more susceptible to negative events affecting those issuers.

**Valuation** – The sales price the fund could receive for any particular portfolio investment may differ from the fund's valuation of the investment, particularly for securities that trade in thin or volatile markets, that are priced based upon valuations provided by third-party pricing services that use matrix or evaluated pricing systems, or that are valued using a fair value methodology. These differences may increase significantly and affect fund investments more broadly during periods of market volatility. Investors who purchase or redeem fund shares on days when the fund is holding fair-valued securities may receive fewer or more shares or lower or higher redemption proceeds than they would have received if the fund had not fair-valued securities or had used a different valuation methodology.

**Focused Investing** – To the extent the fund invests in a limited number of countries, regions, sectors, industries or market segments, in a limited number of issuers, or in issuers in related businesses or that are subject to related operating risks, the fund will be more susceptible to negative events affecting those countries, regions, sectors, industries, segments or issuers, and the value of its shares may be more volatile than if it invested more widely.

**Management** – The value of your investment may go down if the investment manager's or sub-adviser's judgments and decisions are incorrect or otherwise do not produce the desired results, or if the fund's investment strategy does not work as intended. You may also suffer losses if there are imperfections, errors or limitations in the quantitative, analytic or other tools, resources, information and data used, investment techniques applied, or the analyses

employed or relied on, by the investment manager or sub-adviser, if such tools, resources, information or data are used incorrectly or otherwise do not work as intended, or if the investment manager's or sub-adviser's investment style is out of favor or otherwise fails to produce the desired results. Any of these things could cause the fund to lose value or its results to lag relevant benchmarks or other funds with similar objectives.

**Active Trading** – The fund may purchase and sell securities without regard to the length of time held. Active trading may be more pronounced during periods of market volatility, may have a negative impact on performance by increasing transaction costs and may generate greater amounts of short-term capital gains.

**Derivatives** – Risks of derivatives include leverage risk, liquidity risk, valuation risk, market risk, counterparty risk, credit risk, operational risk and legal risk. Use of derivatives can increase fund losses, reduce opportunities for gains, increase fund volatility, and not produce the result intended. Certain derivatives have the potential for unlimited loss, regardless of the size of the initial investment. Even a small investment in derivatives can have a disproportionate impact on the fund. Derivatives may be difficult to sell, unwind or value, and the counterparty (including, if applicable, the fund's clearing broker, the derivatives exchange or the clearinghouse) may default on its obligations to the fund. In certain cases, the fund may incur costs and may be hindered or delayed in enforcing its rights against or closing out derivatives instruments with a counterparty, which may result in additional losses. Derivatives are also generally subject to the risks applicable to the assets, rates, indices or other indicators underlying the derivative, including market risk, credit risk, liquidity risk, management and valuation risk. Also, suitable derivative transactions may not be available in all circumstances or at reasonable prices. The value of a derivative may fluctuate more or less than, or otherwise not correlate well with, the underlying assets, rates, indices or other indicators to which it relates. The fund may be required to segregate or earmark liquid assets or otherwise cover its obligations under derivatives transactions and may have to liquidate positions before it is desirable in order to meet these segregation and coverage requirements.

**Distressed or Defaulted Securities** – Investments in defaulted securities and obligations of distressed issuers, including securities that are, or may be, involved in reorganizations or other financial restructurings, either out of court or in bankruptcy, involve substantial risks in addition to the risks of investing in high-yield debt securities. These securities are considered speculative. The fund may incur costs to protect its investment, and the fund could lose its entire investment.

**Fixed-Income Securities** – Fixed-income securities are subject to risks including credit risk, interest rate risk, counterparty risk, prepayment risk, extension risk, valuation risk, and liquidity risk. The value of fixed-income securities may go up or down, sometimes rapidly and unpredictably, due to general market conditions, such as real or perceived adverse economic or political conditions, tariffs and trade disruptions, inflation, changes in interest rates, lack of liquidity in the bond markets or adverse investor sentiment. In addition, the value of a fixed-income security may decline if the issuer or other obligor of the security fails to pay principal and/or interest,

or value of any underlying assets declines. If the value of fixed-income securities owned by the fund falls, the value of your investment will go down. The fund may lose its entire investment in the fixed-income securities of an issuer.

**Large Shareholder** – A significant portion of the fund's shares may be owned by other funds sponsored by Transamerica. Transactions by these funds may be disruptive to the management of the fund. For example, the fund may experience large redemptions and could be required to sell securities at a time when it may not otherwise desire to do so. Such transactions may increase the fund's brokerage and/or other transaction costs. In addition, sizeable redemptions could cause the fund's total expenses to increase.

**Leveraging** – To the extent that the fund borrows or uses derivatives or other investments, such as ETFs, that have embedded leverage, your investment may be subject to heightened volatility, risk of loss and costs. Other risks also will be compounded because leverage generally magnifies the effect of a change in the value of an asset and creates a risk of loss of value on a larger pool of assets than the fund would otherwise have. Use of leverage may result in the loss of a substantial amount, and possibly all, of the fund's assets. The fund also may have to sell assets at inopportune times to satisfy its obligations or meet segregation, coverage or margin requirements.

**Repurchase Agreements** – In a repurchase agreement, the fund purchases securities from a broker-dealer or a bank, called the counterparty, upon the agreement of the counterparty to repurchase the securities from the fund at a later date, and at a specified price. The securities purchased serve as the fund's collateral for the obligation of the counterparty to repurchase the securities. If the counterparty does not repurchase the securities, the fund is entitled to sell the securities, but the fund may not be able to sell them for the price at which they were purchased, thus causing a loss. If the counterparty becomes insolvent, there is some risk that the fund will not have a right to the securities, or the immediate right to sell the securities.

**Taxable Investments** – Although distributions of interest income from the fund's tax-exempt securities are generally exempt from regular federal income tax, distributions from other sources, including capital gain distributions, and any gains on the sale of your shares are not. In addition, the interest on the fund's municipal securities could become subject to regular federal income tax due to noncompliant conduct by issuers, unfavorable legislation or litigation, or adverse interpretations by regulatory authorities. You should consult a tax adviser about whether the alternative minimum tax applies to you and about state and local taxes on your fund distributions.

**Underlying Exchange-Traded Funds** – To the extent the fund invests its assets in underlying ETFs, its ability to achieve its investment objective will depend in part on the performance of the underlying ETFs in which it invests. Investing in underlying ETFs subjects the fund to the risks of investing in the underlying securities or assets held by those ETFs. Each of the underlying ETFs in which the fund may invest has its own investment risks, and those risks can affect the value of the underlying ETFs' shares and therefore the value of the fund's investments. There can be no

otherwise defaults or has its credit rating downgraded or is perceived to be less creditworthy, or the credit quality



assurance that the investment objective of any underlying ETF will be achieved. In addition, the fund will bear a pro rata portion of the operating expenses of the underlying ETFs in which it invests.

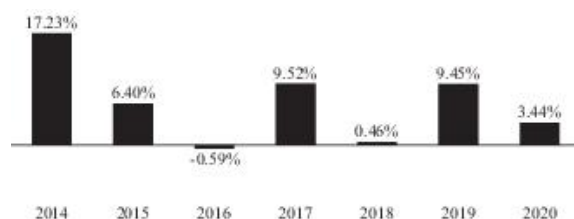
**Performance:** The bar chart and the table below provide some indication of the risks of investing in the fund. The bar chart shows how the fund's performance has varied from year to year. The table shows how the fund's average annual total returns for different periods compare to the returns of a broad measure of market performance.

The bar chart does not reflect the impact of sales charges, which, if reflected, would lower the returns. The table includes deduction of applicable sales charges.

Absent any applicable fee waivers and/or expense limitations, performance would be lower.

As with all mutual funds, past performance (before and after taxes) is not a prediction of future results. Updated performance information is available on our website at [www.transamerica.com/individual/products/mutual-funds/performance/](http://www.transamerica.com/individual/products/mutual-funds/performance/) or by calling 1-888-233-4339.

#### Annual Total Returns (calendar years ended December 31) - Class A



	Quarter Ended	Return
Best Quarter:	6/30/2014	5.31%
Worst Quarter:	3/31/2020	-6.81%

#### Average Annual Total Returns (periods ended December 31, 2020)

	1 Year	5 Years	Since Inception	Inception Date
Class A				07/31/2013
Return before taxes	0.10%	3.68%	6.13%	
Return after taxes on distributions	-1.47%	3.17%	5.50%	
Return after taxes on distributions and sale of fund shares	0.02%	3.15%	5.11%	
Class C (Return before taxes only)	1.83%	3.75%	6.00%	07/31/2013
Class I (Return before taxes only)	3.42%	4.49%	6.76%	07/31/2013
Bloomberg Barclays High Yield Municipal Bond Index (reflects no deduction for fees, expenses or taxes)	4.89%	6.56%	6.30%	

The after-tax returns are calculated using the historic highest individual federal marginal income tax rates and do not reflect the impact of state and local taxes. Actual after-tax returns may depend on the investor's individual tax situation and may differ from those

shown. After-tax returns may not be relevant if the investment is made through a tax-exempt or tax-deferred account, such as a 401(k) plan.

**After-tax returns are presented for only one class, and returns for other classes are presented before taxes only and will vary.**

#### Management:

*Investment Manager:* Transamerica Asset Management, Inc.

*Sub-Adviser:* Belle Haven Investments, L.P.

*Portfolio Managers:*

Matthew Dalton	Portfolio Manager	since 2013
Brian Steeves	Portfolio Manager	since 2018

**Purchase and Sale of Fund Shares:** You may purchase, exchange or redeem shares of the fund on any day the New York Stock Exchange is open for business, online or through our website at [www.transamerica.com](http://www.transamerica.com), by mail to Transamerica Fund Services, Inc., P.O. Box 219945, Kansas City, MO 64121-9945, by telephone at 1-888-233-4339, by overnight mail to Transamerica Fund Services, Inc., 330 W. 9th Street, Kansas City, MO 64105 or through a financial intermediary. The minimum initial purchase for Class A and C shares is \$1,000; the minimum subsequent investment is \$50. The minimum initial purchase for payroll deduction and automatic investment plan is \$500; the minimum subsequent investment is \$50 per monthly fund account investment. The minimum investment for Class I shares is \$1,000,000.

**Tax Information:** The fund intends to distribute income that is exempt from regular federal income tax and the AMT. A portion of the fund's distributions may be subject to taxes.

**Payments to Broker-Dealers and Other Financial Intermediaries:** If you purchase the fund through a broker-dealer or other financial intermediary, the fund and/or its affiliates may pay the intermediary for the sale of fund shares and related services. These payments may create a conflict of interest by influencing the broker-dealer or other intermediary and your salesperson to recommend the fund over another investment. Ask your salesperson or visit your financial intermediary's website for more information.

## Transamerica Inflation Opportunities

**Investment Objective:** Seeks maximum real return, consistent with appreciation of capital.

**Fees and Expenses:** This table describes the fees and expenses that you may pay if you buy, hold and sell shares of the fund. **You may pay other fees, such as brokerage commissions and other fees to financial intermediaries, which are not reflected in the tables and examples below.**

You may qualify for sales charge discounts if you and your family invest, or agree to invest in the future, at least \$50,000 in Transamerica Funds. More information about these and other discounts is available from your financial professional, in the “Waivers and Reductions of Sales Charges” section of the fund’s prospectus, in the Appendix – “Waivers and Discounts Available from Intermediaries,” and in the fund’s statement of additional information (SAI) under the heading “Purchase of Shares.”

### Shareholder Fees (fees paid directly from your investment)

Class:	A	C	I	R6
Maximum sales charge (load) imposed on purchases (as a percentage of offering price)	4.75%	None	None	None
Maximum deferred sales charge (load) (as a percentage of purchase price or redemption proceeds, whichever is lower)	None	1.00%	None	None

<sup>1</sup> Purchases of Class A shares in amounts of \$1 million or more that are not subject to an initial sales charge may be subject to a 1.00% contingent deferred sales charge if those shares are redeemed within 24 months of their purchase. A deferred sales charge on Class A and C shares may apply to certain redemptions of shares purchased by exchange from another Transamerica Fund.

### Annual Fund Operating Expenses (expenses that you pay each year as a percentage of the value of your investment)

Class:	A	C	I	R6
Management fees <sup>1</sup>	0.49%	0.49%	0.49%	0.49%
Distribution and service (12b-1) fees	0.25%	1.00%	None	None
Other expenses	0.28%	0.23%	0.25%	0.15%
Total annual fund operating expenses	1.02%	1.72%	0.74%	0.64%
Fee waiver and/or expense reimbursement <sup>2</sup>	0.02%	0.01%	0.09%	0.00%
Total annual fund operating expenses after fee waiver and/or expense reimbursement	1.00%	1.71%	0.65%	0.64%

<sup>1</sup> Management fees have been restated to reflect a reduction in management fees effective August 28, 2020.

<sup>2</sup> Contractual arrangements have been made with the fund’s investment manager, Transamerica Asset Management, Inc. (“TAM”), through March 1, 2022 to waive fees and/or reimburse fund expenses to the extent that total annual fund operating expenses exceed 1.00% for Class A shares, 1.71% for Class C shares, 0.65% for Class I shares and 0.64% for Class R6 shares, excluding, as applicable, acquired fund fees and expenses, interest, taxes, brokerage commissions, dividend and interest expenses on securities sold short, extraordinary expenses and other expenses not incurred in the ordinary course of the fund’s business. These arrangements cannot be terminated prior to March 1, 2022 without the Board of Trustees’ consent. TAM is permitted to recapture amounts waived and/or reimbursed to a class during any of the 36 months from the date on which TAM waived fees and/or reimbursed expenses for

the class if the class’ total annual fund operating expenses have fallen to a level below the limits described above. In no case will TAM recapture any amount that would result, on any particular business day of the fund, in the class’ total annual operating expenses exceeding the applicable limits described above or any other lower limit then in effect.

**Example:** This Example is intended to help you compare the cost of investing in the fund with the cost of investing in other mutual funds.

The Example assumes that you invest \$10,000 in the fund for the time periods indicated and then redeem all shares at the end of those periods (unless otherwise indicated). The Example also assumes that your investment has a 5% return each year and that the fund’s operating expenses remain the same. Only the 1 year dollar amount shown below reflects TAM’s agreement to waive fees and/or reimburse fund expenses. Although your actual costs may be higher or lower, based on these assumptions your costs would be:

### If the shares are redeemed at the end of each period:

	1 year	3 years	5 years	10 years
Class A	\$ 572	\$ 782	\$ 1,010	\$ 1,662
Class C	\$ 274	\$ 541	\$ 932	\$ 2,029
Class I	\$ 66	\$ 228	\$ 403	\$ 910
Class R6	\$ 65	\$ 205	\$ 357	\$ 798

### If the shares are not redeemed:

	1 year	3 years	5 years	10 years
Class A	\$ 572	\$ 782	\$ 1,010	\$ 1,662
Class C	\$ 174	\$ 541	\$ 932	\$ 2,029
Class I	\$ 66	\$ 228	\$ 403	\$ 910
Class R6	\$ 65	\$ 205	\$ 357	\$ 798

**Portfolio Turnover:** The fund pays transaction costs, such as commissions, when it buys and sells securities (or “turns over” its portfolio). A higher portfolio turnover rate may indicate higher transaction costs and may result in higher taxes when fund shares are held in a taxable account. These costs, which are not reflected in annual fund operating expenses or in the Example, affect the fund’s performance.

During the most recent fiscal year, the portfolio turnover rate for the fund was 28% of the average value of its portfolio.

**Principal Investment Strategies:** The fund’s sub-adviser, PineBridge Investments LLC (the “sub-adviser”), seeks to achieve the fund’s investment objective by normally investing the fund’s assets primarily in inflation-indexed fixed income securities issued by domestic and foreign governments (including those in emerging market countries), their agencies or instrumentalities, and corporations.

Inflation-indexed fixed income securities are structured to provide protection against the negative effects of inflation. The value of an inflation-indexed fixed income security’s principal or the interest income paid on the fixed income security is adjusted to track changes in an official inflation measure, usually the Consumer Price Index for all Urban Consumers with respect to domestic issuers.

The fund may also invest in debt securities that are not inflation-indexed, including but not limited to securities issued or guaranteed by national governments, their agencies, instrumentalities, and political sub-divisions, securities of supranational organizations such as bonds, corporate debt securities, adjustable rate bonds, floating rate bonds, principal only bonds, Eurobonds, Eurodollar bonds and Yankee dollar instruments, zero coupon bonds, convertible notes, commercial paper, and commercial mortgage-backed and mortgage-backed asset-backed securities. The fund also may invest in money market instruments with remaining maturities of one year or less, as well as repurchase agreements, cash and cash equivalents.

The fund may invest in securities of any maturity and does not have a target average duration. Duration is a measure used to determine the sensitivity of a security's price to changes in interest rates. The longer a security's duration, the more sensitive it will be to changes in interest rates. The fund normally invests primarily in investment grade securities, but may invest up to 20% of its total assets in high yield securities (often referred to as "junk bonds") rated BB or below by Moody's Investors Service, Inc., or equivalently rated by Standard & Poor's Corporation or Fitch, Inc., or, if unrated, determined by the sub-advisor to be of comparable quality.

The sub-advisor uses both "top-down" and "bottom-up" analysis to determine security and duration positions for the fund. Both "top-down" and "bottom-up" approaches rely upon the same fundamental, valuation and technical framework for what the sub-advisers considers to be a comprehensive analysis of all factors which affect asset pricing. These factors are jointly determined and are interdependent. Security sales decisions are driven by the same criteria as purchase decisions.

The fund may, but is not required to, engage in certain investment strategies involving derivatives, such as options, futures, forward currency contracts and swaps (including, but not limited to, interest rate or foreign currency transactions, total return and credit default swaps), provided that the fund's maximum swap underlying notional value exposure does not exceed 40% of the underlying market value of the fund's portfolio. These investment strategies may be employed in an effort to either mitigate risk or generate income.

**Principal Risks:** Risk is inherent in all investing. Many factors and risks affect the fund's performance, including those described below. The value of your investment in the fund, as well as the amount of return you receive on your investment, may fluctuate significantly day to day and over time. You may lose part or all of your investment in the fund or your investment may not perform as well as other similar investments. The following is a summary description of principal risks (in alphabetical order after certain key risks) of investing in the fund. An investment in the fund is not a bank deposit and is not insured or guaranteed by the Federal Deposit Insurance Corporation or any other government agency. **You may lose money if you invest in this fund.**

**Market** – The market values of the fund's securities and other assets will fluctuate, sometimes sharply and unpredictably, due to changes in general market conditions, overall economic trends or events, governmental actions or interventions, actions taken by the

U.S. Federal Reserve or foreign central banks, political developments, investor sentiment, public health emergencies such as a pandemic, and other factors that may or may not be related to the issuer of the security or other asset. The market prices of securities and other assets also may go down due to events or conditions that affect particular sectors, industries or issuers. Adverse market conditions may be prolonged and may not have the same impact on all types of securities or other assets.

Economies and financial markets throughout the world are increasingly interconnected. Economic, financial or political events, trading and tariff arrangements, public health events, terrorism, technology and data interruptions, natural disasters, and other circumstances in one or more countries or regions could be highly disruptive to, and have profound impacts on, global economies or markets. As a result, whether or not the fund invests in securities of issuers located in or with significant exposure to the countries directly affected, the value and liquidity of the fund's investments may go down.

The COVID-19 pandemic has caused substantial market disruption around the world, including the U.S. There have been periods of extreme volatility, and periods where there have been no buyers for certain securities, including U.S. Treasury securities. Some sectors of the economy and individual issuers have experienced particularly large losses. The pandemic has reduced liquidity of particular investments and asset classes; resulted in significant disruptions to business operations, including business closures; strained healthcare systems; disrupted supply chains, consumer demand and employee availability; and restricted travel. These conditions may continue for an extended period of time, or worsen. The pandemic may result in a sustained domestic or global economic downturn or recession. Developing or emerging market countries may be more adversely impacted. The ultimate economic fallout from the pandemic, and the long-term impact on economies, markets, industries and individual issuers, are not known.

The U.S. government and the Federal Reserve, as well as certain foreign governments and central banks, have taken extraordinary actions to support local and global economies and the financial markets in response to the COVID-19 pandemic. These actions have resulted in significant expansion of public debt, including in the U.S. The long-term consequences of this level of public debt are not known. In addition, certain interest rates have been reduced to very low levels. This and other government intervention into the economy and financial markets to address the pandemic may not work as intended, particularly if the efforts are perceived by investors as being unlikely to achieve the desired results.

The COVID-19 pandemic could continue to adversely affect the value and liquidity of the fund's investments, impair the fund's ability to satisfy redemption requests, and negatively impact the fund's performance.

**Inflation-Protected Securities** – Inflation-protected debt securities may react differently from other types of debt securities and tend to react to changes in "real" interest rates, which represent nominal (stated) interest rates reduced by the expected impact of inflation. In general, the price of an inflation-protected debt security can fall when real interest rates rise, and can rise when real interest

rates fall. Interest payments on inflation-protected debt securities can be unpredictable and will vary as the principal and/or interest is adjusted for inflation.

**Interest Rate** – Interest rates in the U.S. and certain foreign markets have been low relative to historic levels. The fund faces a risk that interest rates may rise. The value of fixed income securities generally goes down when interest rates rise. A rise in rates tends to have a greater impact on the prices of longer term or duration securities. Changes in interest rates also may affect the liquidity of the fund's investments. A general rise in interest rates may cause investors to sell fixed income securities on a large scale, which could adversely affect the price and liquidity of fixed income securities generally and could also result in increased redemptions from the fund. Increased redemptions could cause the fund to sell securities at inopportune times or depressed prices and result in further losses.

**Sovereign Debt** – Sovereign debt instruments are subject to the risk that the governmental entity may delay or fail to pay interest or repay principal on its sovereign debt. If a governmental entity defaults, it may ask for more time in which to pay or for further loans, or the debt may be restructured. There may be no established legal process for collecting sovereign debt that a government does not pay, nor are there bankruptcy proceedings through which all or part of the sovereign debt that a governmental entity has not repaid may be collected.

**Credit** – If an issuer or other obligor (such as a party providing insurance or other credit enhancement) of a security held by the fund or a counterparty to a financial contract with the fund is unable or unwilling to meet its financial obligations, or is downgraded or perceived to be less creditworthy (whether by market participants or otherwise), or if the value of any underlying assets declines, the value of your investment will typically decline. A decline may be significant, particularly in certain market environments. In addition, the fund may incur costs and may be hindered or delayed in enforcing its rights against an issuer, obligor or counterparty.

**Focused Investing** – To the extent the fund invests in a limited number of countries, regions, sectors, industries or market segments, in a limited number of issuers, or in issuers in related businesses or that are subject to related operating risks, the fund will be more susceptible to negative events affecting those countries, regions, sectors, industries, segments or issuers, and the value of its shares may be more volatile than if it invested more widely.

**Fixed-Income Securities** – Fixed-income securities are subject to risks including credit risk, interest rate risk, counterparty risk, prepayment risk, extension risk, valuation risk, and liquidity risk. The value of fixed-income securities may go up or down, sometimes rapidly and unpredictably, due to general market conditions, such as real or perceived adverse economic or political conditions, tariffs and trade disruptions, inflation, changes in interest rates, lack of liquidity in the bond markets or adverse investor sentiment. In addition, the value of a fixed-income security may decline if the issuer or other obligor of the security fails to pay principal and/or interest, otherwise defaults or has its credit rating downgraded or is perceived to be less creditworthy, or the credit quality

or value of any underlying assets declines. If the value of fixed-income securities owned by the fund falls, the value of your investment will go down. The fund may lose its entire investment in the fixed-income securities of an issuer.

**Mortgage-Related and Asset-Backed Securities** – The value of mortgage-related and asset-backed securities will be influenced by factors affecting the housing market and the assets underlying such securities. As a result, during periods of declining asset values, difficult or frozen credit markets, swings in interest rates, or deteriorating economic conditions, mortgage-related and asset-backed securities may decline in value, face valuation difficulties, become more volatile and/or become illiquid, which could negatively impact the fund. Mortgage-backed securities represent direct or indirect participations in, or are collateralized by and payable from, mortgage loans secured by real property. Asset-backed securities represent participations in, or are secured by and payable from, assets such as installment sales or loan contracts, leases, credit card receivables and other categories of receivables. The value of mortgage-backed and asset-backed securities may be affected by changes in credit quality or value of the mortgage loans or other assets that support the securities. Mortgage-backed and asset-backed securities are subject to prepayment or call and extension risks. Some of these securities may receive little or no collateral protection from the underlying assets.

**Liquidity** – The fund may make investments that are illiquid or that become illiquid after purchase. Illiquid investments can be difficult to value, may trade at a discount from comparable, more liquid investments, and may be subject to wide fluctuations in value. If the fund is forced to sell an illiquid investment to meet redemption requests or other cash needs, the fund may be forced to sell at a substantial loss or may not be able to sell at all. Liquidity of particular investments, or even entire asset classes, including U.S. Treasury securities, can deteriorate rapidly, particularly during times of market turmoil, and those investments may be difficult or impossible for the fund to sell. This may prevent the fund from limiting losses.

**Counterparty** – The fund could lose money if the counterparties to derivatives, repurchase agreements and other financial contracts entered into for the fund do not fulfill their contractual obligations. In addition, the fund may incur costs and may be hindered or delayed in enforcing its rights against a counterparty.

**Extension** – When interest rates rise, repayments of fixed income securities, including asset- and mortgage-backed securities, may occur more slowly than anticipated, causing their market prices to decline.

**Prepayment or Call** – Many issuers have a right to prepay their fixed income securities. If this happens, the fund will not benefit from the rise in the market price of the securities that normally accompanies a decline in interest rates and may be forced to reinvest the prepayment proceeds in securities with lower yields.

**Management** – The value of your investment may go down if the investment manager's or sub-adviser's judgments and decisions are incorrect or otherwise do not produce the desired results, or if the fund's investment strategy does not work as intended. You may also suffer losses if there are imperfections, errors or limitations in the quantitative, analytic or other tools, resources, information and data used, investment

techniques applied, or the analyses employed or relied on, by the investment manager or sub-adviser,

if such tools, resources, information or data are used incorrectly or otherwise do not work as intended, or if the investment manager's or sub-adviser's investment style is out of favor or otherwise fails to produce the desired results. Any of these things could cause the fund to lose value or its results to lag relevant benchmarks or other funds with similar objectives.

**Active Trading** – The fund may purchase and sell securities without regard to the length of time held. Active trading may be more pronounced during periods of market volatility, may have a negative impact on performance by increasing transaction costs and may generate greater amounts of short-term capital gains.

**Convertible Securities** – Convertible securities are subject to risks associated with both fixed income and equity securities. For example, if market interest rates rise, the value of a convertible security typically falls. In addition, a convertible security is subject to the risk that the issuer will not be able to pay interest or dividends when due, and the market value of the security may change based on the issuer's actual or perceived creditworthiness. Since the convertible security derives a portion of its value from the underlying common stock, the security is also subject to the same types of market and issuer-specific risks that apply to the underlying common stock. Convertible securities generally offer lower interest or dividend yields than non-convertible securities of similar quality.

**Currency** – The value of a fund's investments in securities denominated in foreign currencies increases or decreases as the rates of exchange between those currencies and the U.S. dollar change. U.S. dollar-denominated securities of foreign issuers may also be affected by currency risk. Currency exchange rates can be volatile and may fluctuate significantly over short periods of time. Currency conversion costs and currency fluctuations could reduce or eliminate investment gains or add to investment losses. A fund may be unable or may choose not to hedge its foreign currency exposure.

**Currency Hedging** – The fund may hedge its currency risk using currency futures, forwards or options. However, hedging strategies and/or these instruments may not always work as intended, and a fund may be worse off than if it had not used a hedging strategy or instrument.

**Derivatives** – Risks of derivatives include leverage risk, liquidity risk, valuation risk, market risk, counterparty risk, credit risk, operational risk and legal risk. Use of derivatives can increase fund losses, reduce opportunities for gains, increase fund volatility, and not produce the result intended. Certain derivatives have the potential for unlimited loss, regardless of the size of the initial investment. Even a small investment in derivatives can have a disproportionate impact on the fund. Derivatives may be difficult to sell, unwind or value, and the counterparty (including, if applicable, the fund's clearing broker, the derivatives exchange or the clearinghouse) may default on its obligations to the fund. In certain cases, the fund may incur costs and may be hindered or delayed in enforcing its rights against or closing out derivatives instruments with a counterparty, which may result in additional losses. Derivatives are also generally subject to the risks applicable to the assets, rates, indices or other indicators underlying the derivative, including market risk, credit risk, liquidity risk, management and valuation risk. Also, suitable derivative transactions may not be available in all circumstances or at reasonable prices. The value of a derivative may fluctuate more or less than, or otherwise not correlate well

with, the underlying assets, rates, indices or other indicators to which it relates. The fund may be required to segregate or earmark liquid assets or otherwise cover its obligations under derivatives transactions and may have to liquidate positions before it is desirable in order to meet these segregation and coverage requirements.

**Dollar Rolls** – The use of dollar rolls is a speculative technique involving leverage, and can have an economic effect similar to borrowing money. Dollar roll transactions involve the risk that the market value of the securities the fund is required to purchase may decline below the agreed upon repurchase price of those securities. If the broker/dealer to whom the fund sells securities becomes insolvent, the fund's ability to purchase or repurchase securities may be restricted.

**Emerging Markets** – Investments in securities of issuers located or doing business in emerging markets are subject to heightened foreign investments risks and may experience rapid and extreme changes in value. Emerging market countries tend to have less developed and less stable economic, political and legal systems and regulatory and accounting standards, may have policies that restrict investment by foreigners or that prevent foreign investors such as the fund from withdrawing their money at will, and are more likely to experience nationalization, expropriation and confiscatory taxation. In addition, emerging market securities may have low trading volumes and may be or become illiquid.

**Foreign Investments** – Investing in securities of foreign issuers or issuers with significant exposure to foreign markets involves additional risks. Foreign markets can be less liquid, less regulated, less transparent and more volatile than U.S. markets. The value of the fund's foreign investments may decline, sometimes rapidly or unpredictably, because of factors affecting the particular issuer as well as foreign markets and issuers generally, such as unfavorable or unsuccessful government actions, reduction of government or central bank support, tariffs and trade disruptions, political or financial instability, social unrest or other adverse economic or political developments. Foreign investments may be more difficult to value than investments in U.S. issuers.

**High-Yield Debt Securities** – High-yield debt securities, commonly referred to as "junk" bonds, are securities that are rated below "investment grade" or are of comparable quality. Changes in interest rates, the market's perception of the issuers, the creditworthiness of the issuers and negative perceptions of the junk bond market generally may significantly affect the value of these bonds. Junk bonds are considered speculative, tend to be volatile, typically have a higher risk of default, tend to be less liquid and more difficult to value than higher grade securities, and may result in losses for the fund.

**Large Shareholder** – A significant portion of the fund's shares may be owned by other funds sponsored by Transamerica. Transactions by these funds may be disruptive to the management of the fund. For example, the fund may experience large redemptions and could be required to sell securities at a time when it may not otherwise desire to do so. Such transactions may increase the fund's brokerage and/or other transaction costs. In addition, sizeable redemptions could cause the fund's total expenses to increase.

**Leveraging** – To the extent that the fund borrows or uses derivatives or other investments, such as ETFs, that have embedded leverage, your investment may be subject to heightened volatility, risk of loss and costs. Other risks also will be compounded because

leverage generally magnifies the effect of a change in the value of an asset and creates a risk of loss of value on a larger pool of assets than the fund would otherwise have. Use of leverage may result in the loss of a substantial amount, and possibly all, of the fund's assets. The fund also may have to sell assets at inopportune times to satisfy its obligations or meet segregation, coverage or margin requirements.

**Money Market Funds** – An investment in a money market fund is not a bank deposit, and is not insured or guaranteed by the Federal Deposit Insurance Corporation ("FDIC") or any other government agency. Although many money market funds seek to maintain a stable net asset value of \$1.00 per share, it is possible to lose money by investing in such money market funds. Certain other money market funds float their net asset value.

**Repurchase Agreements** – In a repurchase agreement, the fund purchases securities from a broker-dealer or a bank, called the counterparty, upon the agreement of the counterparty to repurchase the securities from the fund at a later date, and at a specified price. The securities purchased serve as the fund's collateral for the obligation of the counterparty to repurchase the securities. If the counterparty does not repurchase the securities, the fund is entitled to sell the securities, but the fund may not be able to sell them for the price at which they were purchased, thus causing a loss. If the counterparty becomes insolvent, there is some risk that the fund will not have a right to the securities, or the immediate right to sell the securities.

**U.S. Government and Agency Obligations** – Government agency obligations have different levels of credit support and, therefore, different degrees of credit risk. Securities issued by agencies and instrumentalities of the U.S. government that are supported by the full faith and credit of the U.S. government generally present a lesser degree of credit risk than securities issued by agencies and instrumentalities sponsored by the U.S. government that are supported only by the issuer's right to borrow from the U.S. Treasury and securities issued by agencies and instrumentalities sponsored by the U.S. government that are supported only by the credit of the issuing agencies. A security backed by the "full faith and credit" of the U.S. government is guaranteed only as to its stated interest rate and face value at maturity, not its current market price.

**Valuation** – The sales price the fund could receive for any particular portfolio investment may differ from the fund's valuation of the investment, particularly for securities that trade in thin or volatile markets, that are priced based upon valuations provided by third-party pricing services that use matrix or evaluated pricing systems, or that are valued using a fair value methodology. These differences may increase significantly and affect fund investments more broadly during periods of market volatility. Investors who purchase or redeem fund shares on days when the fund is holding fair-valued securities may receive fewer or more shares or lower or higher redemption proceeds than they would have received if the fund had not fair-valued securities or had used a different valuation methodology.

**Yield** – The amount of income received by the fund will go up or down depending on day-to-day variations in short-term interest rates, and the fund's expenses could absorb all or a significant portion of the fund's income. If interest rates increase, the fund's yield may not increase proportionately.

**Performance:** The bar chart and the table below provide some indication of the risks of investing in the fund. The bar chart shows how the fund's performance has varied from year to year. The table shows how the fund's average annual total returns for different periods compare to the returns of a broad measure of market performance.

The bar chart does not reflect the impact of sales charges, which, if reflected, would lower the returns. The table includes deduction of applicable sales charges.

Absent any applicable fee waivers and/or expense limitations, performance would be lower.

As with all mutual funds, past performance (before and after taxes) is not a prediction of future results. Updated performance information is available on our website at [www.transamerica.com/individual/products/mutual-funds/performance/](http://www.transamerica.com/individual/products/mutual-funds/performance/) or by calling 1-888-233-4339.

#### Annual Total Returns (calendar years ended December 31) - Class A



	Quarter Ended	Return
Best Quarter:	6/30/2020	5.79%
Worst Quarter:	3/31/2020	-2.54%

#### Average Annual Total Returns (periods ended December 31, 2020)

	1 Year	5 Years	Since Inception	Inception Date
Class A				03/01/2014
Return before taxes	3.56%	3.59%	1.96%	
Return after taxes on distributions	3.13%	3.04%	1.45%	
Return after taxes on distributions and sale of fund shares	2.10%	2.52%	1.27%	
Class C (Return before taxes only)	6.79%	3.80%	1.91%	03/01/2014
Class I (Return before taxes only)	8.94%	4.85%	2.93%	03/01/2014
Class R6 (Return before taxes only)	8.93%	N/A	4.35%	07/25/2016
Bloomberg Barclays Global Inflation Linked Bond Index (reflects no deduction for fees, expenses or taxes)	12.67%	5.68%	3.48%	

The after-tax returns are calculated using the historic highest individual federal marginal income tax rates and do not reflect the impact of state and local taxes. Actual after-tax returns may depend on the investor's individual tax situation and may differ from those shown. After-tax returns may not be relevant if the investment is made through a tax-exempt or tax-deferred account, such as a 401(k) plan.

**After-tax returns are presented for only one class, and returns for other classes are presented before taxes only and will vary.**

**Management:**

*Investment Manager:* Transamerica Asset Management, Inc.

*Sub-Adviser:* PineBridge Investments LLC

*Portfolio Managers:*

Robert A. Vanden Assem,	Co-Portfolio Manager	since 2014
CFA		
Roberto Coronado	Co-Portfolio Manager	since 2016
Gunter H. Seeger	Co-Portfolio Manager	since 2018

**Purchase and Sale of Fund Shares:** You may purchase, exchange or redeem shares of the fund on any day the New York Stock Exchange is open for business, online or through our website at [www.transamerica.com](http://www.transamerica.com), by mail to Transamerica Fund Services, Inc., P.O. Box 219945, Kansas City, MO 64121-9945, by telephone at 1-888-233-4339, by overnight mail to Transamerica Fund Services, Inc., 330 W. 9th Street, Kansas City, MO 64105 or through a financial intermediary.

Class R6 shares are intended for purchase by participants in certain retirement plans such as 401(k) plans, 457 plans, employer-sponsored 403(b) plans, profit sharing and money purchase plans, defined-benefit plans, non-qualified deferred compensation plans, IRAs and participants in certain health savings plans and health savings accounts under Section 223 of the Internal Revenue Code (eligible plans). Class R6 shares are available only when a plan's recordkeeper or financial service firm serving as an intermediary has an agreement with Transamerica Funds, and in such eligible plans where Class R6 shares are held on the books of the funds through omnibus or Network Level 3 accounts (either at the plan level or at the level of the financial service firm serving as an intermediary).

The minimum initial purchase for Class A and C shares is \$1,000; the minimum subsequent investment is \$50. The minimum initial purchase for payroll deduction and automatic investment plan is \$500; the minimum subsequent investment is \$50 per monthly fund account investment. The minimum investment for Class I shares is \$1,000,000. There is no minimum investment for eligible plans investing in Class R6 shares.

**Tax Information:** Fund distributions may be taxable as ordinary income or capital gains, except when your investment is in an IRA, 401(k) or other tax-advantaged investment plan. In that case, you may be taxed when you take a distribution from such plan, depending on the type of plan, the circumstances of your distribution and other factors.

**Payments to Broker-Dealers and Other Financial Intermediaries:** If you purchase the fund through a broker-dealer or other financial intermediary, the fund and/or its affiliates may pay the intermediary for the sale of fund shares and related services. These payments may create a conflict of interest by influencing the broker-dealer or other intermediary and your salesperson to recommend the fund over another investment. Ask your salesperson or visit your financial intermediary's website for more information.



## Transamerica Intermediate Muni

**Investment Objective:** Seeks to maximize total return through a combination of current income that is exempt from federal income tax and capital appreciation.

**Fees and Expenses:** This table describes the fees and expenses that you may pay if you buy, hold and sell shares of the fund. **You may pay other fees, such as brokerage commissions and other fees to financial intermediaries, which are not reflected in the tables and examples below.**

You may qualify for sales charge discounts if you and your family invest, or agree to invest in the future, at least \$50,000 in Transamerica Funds. More information about these and other discounts is available from your financial professional, in the “Waivers and Reductions of Sales Charges” section of the fund’s prospectus, in the Appendix – “Waivers and Discounts Available from Intermediaries,” and in the fund’s statement of additional information (SAI) under the heading “Purchase of Shares.”

### Shareholder Fees (fees paid directly from your investment)

	Class:	A	C	I
Maximum sales charge (load) imposed on purchases (as a percentage of offering price)		3.25%	None	None
Maximum deferred sales charge (load) (as a percentage of purchase price or redemption proceeds, whichever is lower)		None	<sup>1</sup> 1.00%	None

<sup>1</sup> Purchases of Class A shares in amounts of \$1 million or more that are not subject to an initial sales charge may be subject to a 1.00% contingent deferred sales charge if those shares are redeemed within 24 months of their purchase. A deferred sales charge on Class A and C shares may apply to certain redemptions of shares purchased by exchange from another Transamerica Fund.

### Annual Fund Operating Expenses (expenses that you pay each year as a percentage of the value of your investment)

	Class:	A	C	I
Management fees <sup>1</sup>		0.40%	0.40%	0.40%
Distribution and service (12b-1) fees		0.25%	1.00%	None
Other expenses		0.09%	0.11%	0.15%
Total annual fund operating expenses		0.74%	1.51%	0.55%
Fee waiver and/or expense reimbursement <sup>2</sup>		0.10%	0.25%	0.06%
Total annual fund operating expenses after fee waiver and/or expense reimbursement		0.64%	1.26%	0.49%

<sup>1</sup> Management fees have been restated to reflect a reduction in management fees effective May 1, 2020.

<sup>2</sup> Contractual arrangements have been made with the fund’s investment manager, Transamerica Asset Management, Inc. (“TAM”), through March 1, 2022 to waive fees and/or reimburse fund expenses to the extent that total annual fund operating expenses exceed 0.85% for Class A shares, 1.60% for Class C shares and 0.49% for Class I shares, excluding, as applicable, interest, taxes, brokerage commissions, dividend and interest expenses on securities sold short, extraordinary expenses and other expenses not incurred in the ordinary course of the fund’s business. These arrangements cannot be terminated prior to March 1, 2022 without the Board of Trustees’ consent. TAM is permitted to recapture amounts waived and/or reimbursed to a class during any of the 36 months from the date on which TAM waived fees and/or reimbursed expenses for the class if the class’ total annual fund operating expenses have fallen to a level below the limits described above. In no case will TAM recapture any amount that would result, on any particular business day of the fund, in the class’ total annual operating expenses exceeding the applicable limits described above or any other lower limit then in effect. In addition,

TAM has contractually agreed to waive 0.10% of the 0.25% 12b-1 fee for Class A shares and 0.25% of the 1.00% 12b-1 fee for Class C shares through March 1, 2022.

**Example:** This Example is intended to help you compare the cost of investing in the fund with the cost of investing in other mutual funds.

The Example assumes that you invest \$10,000 in the fund for the time periods indicated and then redeem all shares at the end of those periods (unless otherwise indicated). The Example also assumes that your investment has a 5% return each year and that the fund’s operating expenses remain the same. Only the 1 year dollar amount shown below reflects TAM’s agreement to waive fees and/or reimburse fund expenses. Although your actual costs may be higher or lower, based on these assumptions your costs would be:

### If the shares are redeemed at the end of each period:

	1 year	3 years	5 years	10 years
Class A	\$ 388	\$ 544	\$ 714	\$ 1,204
Class C	\$ 228	\$ 453	\$ 800	\$ 1,780
Class I	\$ 50	\$ 170	\$ 301	\$ 684

### If the shares are not redeemed:

	1 year	3 years	5 years	10 years
Class A	\$ 388	\$ 544	\$ 714	\$ 1,204
Class C	\$ 128	\$ 453	\$ 800	\$ 1,780
Class I	\$ 50	\$ 170	\$ 301	\$ 684

**Portfolio Turnover:** The fund pays transaction costs, such as commissions, when it buys and sells securities (or “turns over” its portfolio). A higher portfolio turnover rate may indicate higher transaction costs and may result in higher taxes when fund shares are held in a taxable account. These costs, which are not reflected in annual fund operating expenses or in the Example, affect the fund’s performance.

During the most recent fiscal year, the portfolio turnover rate for the fund was 20% of the average value of its portfolio.

**Principal Investment Strategies:** Under normal circumstances, the fund’s sub-adviser, Belle Haven Investments, L.P. (the “sub-adviser”), invests at least 80% of the fund’s net assets (plus the amount of borrowings, if any, for investment purposes) in municipal fixed-income securities the interest from which is exempt from federal income tax and the federal alternative minimum tax (“AMT”) applicable to individuals. The fund invests primarily in general obligation and revenue bonds issued by U.S. municipal issuers, as well as issuers in U.S. territories and possessions.

The fund is an actively managed, total return strategy that seeks to identify inefficiencies in the municipal bond market. The sub-adviser will invest utilizing a process that seeks to maximize total return, while adhering to longer term strategic risk management through a disciplined commitment to the diversification benefits of investment in a number of security types within the municipal bond market. The sub-adviser does this by taking a flexible approach to where it identifies value opportunities regardless of the par

value. The sub-adviser also has the flexibility to invest in a broad array of issuers across the credit spectrum, although the fund is expected to have an investment grade bias.

Under normal conditions, the fund's dollar-weighted duration is more than 3 years and less than 10 years. Duration is a measure used to determine the sensitivity of a security's price to changes in interest rates. The longer a security's duration, the more sensitive it will be to changes in interest rates. A fixed income security's maturity is the date at which the security's issuer legally agrees to repay the principal.

The fund may invest no more than 25% of its net assets in securities of issuers in the same state, political subdivision or U.S. territory. The fund may invest up to 20% of its net assets in taxable investments, including U.S. high yield fixed income securities (commonly known as "junk bonds") rated B or higher by Standard & Poor's. Junk bonds are those securities rated below investment grade by at least one nationally recognized statistical rating organization, or, if unrated, determined by the sub-adviser to be of comparable quality.

The fund may invest in derivative instruments such as options and futures contracts for speculative, hedging, or duration management purposes. The fund may also invest in exchange-traded funds ("ETFs").

**Principal Risks:** Risk is inherent in all investing. Many factors and risks affect the fund's performance, including those described below. The value of your investment in the fund, as well as the amount of return you receive on your investment, may fluctuate significantly day to day and over time. You may lose part or all of your investment in the fund or your investment may not perform as well as other similar investments. The following is a summary description of principal risks (in alphabetical order after certain key risks) of investing in the fund. An investment in the fund is not a bank deposit and is not insured or guaranteed by the Federal Deposit Insurance Corporation or any other government agency. **You may lose money if you invest in this fund.**

**Market** – The market values of the fund's securities and other assets will fluctuate, sometimes sharply and unpredictably, due to changes in general market conditions, overall economic trends or events, governmental actions or interventions, actions taken by the U.S. Federal Reserve or foreign central banks, political developments, investor sentiment, public health emergencies such as a pandemic, and other factors that may or may not be related to the issuer of the security or other asset. The market prices of securities and other assets also may go down due to events or conditions that affect particular sectors, industries or issuers. Adverse market conditions may be prolonged and may not have the same impact on all types of securities or other assets.

Economies and financial markets throughout the world are increasingly interconnected. Economic, financial or political events, trading and tariff arrangements, public health events, terrorism, technology and data interruptions, natural disasters, and other circumstances in one or more countries or regions could be highly disruptive to, and have profound impacts on, global economies or markets. As a result, whether or not the fund invests in securities

of issuers located in or with significant exposure to the countries directly affected, the value and liquidity of the fund's investments may go down.

The COVID-19 pandemic has caused substantial market disruption around the world, including the U.S. There have been periods of extreme volatility, and periods where there have been no buyers for certain securities, including U.S. Treasury securities. Some sectors of the economy and individual issuers have experienced particularly large losses. The pandemic has reduced liquidity of particular investments and asset classes; resulted in significant disruptions to business operations, including business closures; strained healthcare systems; disrupted supply chains, consumer demand and employee availability; and restricted travel. These conditions may continue for an extended period of time, or worsen. The pandemic may result in a sustained domestic or global economic downturn or recession. Developing or emerging market countries may be more adversely impacted. The ultimate economic fallout from the pandemic, and the long-term impact on economies, markets, industries and individual issuers, are not known.

The U.S. government and the Federal Reserve, as well as certain foreign governments and central banks, have taken extraordinary actions to support local and global economies and the financial markets in response to the COVID-19 pandemic. These actions have resulted in significant expansion of public debt, including in the U.S. The long-term consequences of this level of public debt are not known. In addition, certain interest rates have been reduced to very low levels. This and other government intervention into the economy and financial markets to address the pandemic may not work as intended, particularly if the efforts are perceived by investors as being unlikely to achieve the desired results.

The COVID-19 pandemic could continue to adversely affect the value and liquidity of the fund's investments, impair the fund's ability to satisfy redemption requests, and negatively impact the fund's performance.

**Municipal Securities** – The municipal bond market can be susceptible to unusual volatility, particularly for lower-rated and unrated securities. Liquidity can be reduced unpredictably in response to overall economic conditions or credit tightening. Municipal issuers may be adversely affected by rising health care costs, increasing unfunded pension liabilities, and by the phasing out of federal programs providing financial support. The value of municipal securities can also be adversely affected by changes in the financial condition of one or more individual municipal issuers or insurers of municipal issuers, regulatory and political developments, tax law changes or other legislative actions, and by uncertainties and public perceptions concerning these and other factors. To the extent the fund invests significantly in a single state or in securities the payments on which are dependent upon a single project or source of revenues, or that relate to a sector or industry, the fund will be more susceptible to associated risks and developments. A number of municipal issuers have defaulted on obligations, commenced insolvency proceedings, or suffered credit downgrading. Financial difficulties of municipal issuers may continue or worsen.

Investment in municipal securities of issuers in Guam, Puerto Rico, the U.S. Virgin Islands, or other U.S. territories, may have more risks than tax-exempt securities issued by other issuers due to the political, social and/or economic conditions in the particular territory.

**Interest Rate** – Interest rates in the U.S. and certain foreign markets have been low relative to historic levels. The fund faces a risk that interest rates may rise. The value of fixed income securities generally goes down when interest rates rise. A rise in rates tends to have a greater impact on the prices of longer term or duration securities. Changes in interest rates also may affect the liquidity of the fund's investments. A general rise in interest rates may cause investors to sell fixed income securities on a large scale, which could adversely affect the price and liquidity of fixed income securities generally and could also result in increased redemptions from the fund. Increased redemptions could cause the fund to sell securities at inopportune times or depressed prices and result in further losses.

**Fixed-Income Securities** – Fixed-income securities are subject to risks including credit risk, interest rate risk, counterparty risk, prepayment risk, extension risk, valuation risk, and liquidity risk. The value of fixed-income securities may go up or down, sometimes rapidly and unpredictably, due to general market conditions, such as real or perceived adverse economic or political conditions, tariffs and trade disruptions, inflation, changes in interest rates, lack of liquidity in the bond markets or adverse investor sentiment. In addition, the value of a fixed-income security may decline if the issuer or other obligor of the security fails to pay principal and/or interest, otherwise defaults or has its credit rating downgraded or is perceived to be less creditworthy, or the credit quality or value of any underlying assets declines. If the value of fixed-income securities owned by the fund falls, the value of your investment will go down. The fund may lose its entire investment in the fixed-income securities of an issuer.

**Credit** – If an issuer or other obligor (such as a party providing insurance or other credit enhancement) of a security held by the fund or a counterparty to a financial contract with the fund is unable or unwilling to meet its financial obligations, or is downgraded or perceived to be less creditworthy (whether by market participants or otherwise), or if the value of any underlying assets declines, the value of your investment will typically decline. A decline may be significant, particularly in certain market environments. In addition, the fund may incur costs and may be hindered or delayed in enforcing its rights against an issuer, obligor or counterparty.

**Liquidity** – The fund may make investments that are illiquid or that become illiquid after purchase. Illiquid investments can be difficult to value, may trade at a discount from comparable, more liquid investments, and may be subject to wide fluctuations in value. If the fund is forced to sell an illiquid investment to meet redemption requests or other cash needs, the fund may be forced to sell at a substantial loss or may not be able to sell at all. Liquidity of particular investments, or even entire asset classes, including U.S. Treasury securities, can deteriorate rapidly, particularly during times of market turmoil, and those investments may be difficult or impossible for the fund to sell. This may prevent the fund from limiting losses.

**Counterparty** – The fund could lose money if the counterparties to derivatives, repurchase agreements and other financial contracts entered into for the fund do not fulfill their contractual obligations. In addition, the fund may incur costs and may be hindered or delayed in enforcing its rights against a counterparty.

**Extension** – When interest rates rise, repayments of fixed income securities, including asset- and mortgage-backed securities, may occur more slowly than anticipated, causing their market prices to decline.

**Prepayment or Call** – Many issuers have a right to prepay their fixed income securities. If this happens, the fund will not benefit from the rise in the market price of the securities that normally accompanies a decline in interest rates and may be forced to reinvest the prepayment proceeds in securities with lower yields.

**Focused Investing** – To the extent the fund invests in a limited number of countries, regions, sectors, industries or market segments, in a limited number of issuers, or in issuers in related businesses or that are subject to related operating risks, the fund will be more susceptible to negative events affecting those countries, regions, sectors, industries, segments or issuers, and the value of its shares may be more volatile than if it invested more widely.

**Management** – The value of your investment may go down if the investment manager's or sub-adviser's judgments and decisions are incorrect or otherwise do not produce the desired results, or if the fund's investment strategy does not work as intended. You may also suffer losses if there are imperfections, errors or limitations in the quantitative, analytic or other tools, resources, information and data used, investment techniques applied, or the analyses employed or relied on, by the investment manager or sub-adviser, if such tools, resources, information or data are used incorrectly or otherwise do not work as intended, or if the investment manager's or sub-adviser's investment style is out of favor or otherwise fails to produce the desired results. Any of these things could cause the fund to lose value or its results to lag relevant benchmarks or other funds with similar objectives.

**Active Trading** – The fund may purchase and sell securities without regard to the length of time held. Active trading may be more pronounced during periods of market volatility, may have a negative impact on performance by increasing transaction costs and may generate greater amounts of short-term capital gains.

**Derivatives** – Risks of derivatives include leverage risk, liquidity risk, valuation risk, market risk, counterparty risk, credit risk, operational risk and legal risk. Use of derivatives can increase fund losses, reduce opportunities for gains, increase fund volatility, and not produce the result intended. Certain derivatives have the potential for unlimited loss, regardless of the size of the initial investment. Even a small investment in derivatives can have a disproportionate impact on the fund. Derivatives may be difficult to sell, unwind or value, and the counterparty (including, if applicable, the fund's clearing broker, the derivatives exchange or the clearinghouse) may default on its obligations to the fund. In certain cases, the fund may incur costs and may be hindered or delayed in enforcing its rights against or closing out derivatives instruments with a counterparty, which may result in additional losses. Derivatives are also generally subject to the risks applicable to the assets, rates, indices or other indicators underlying the derivative, including market risk, credit risk,

liquidity risk, management and valuation risk. Also, suitable derivative transactions may not be available in

all circumstances or at reasonable prices. The value of a derivative may fluctuate more or less than, or otherwise not correlate well with, the underlying assets, rates, indices or other indicators to which it relates. The fund may be required to segregate or earmark liquid assets or otherwise cover its obligations under derivatives transactions and may have to liquidate positions before it is desirable in order to meet these segregation and coverage requirements.

**High-Yield Debt Securities** – High-yield debt securities, commonly referred to as “junk” bonds, are securities that are rated below “investment grade” or are of comparable quality. Changes in interest rates, the market’s perception of the issuers, the creditworthiness of the issuers and negative perceptions of the junk bond market generally may significantly affect the value of these bonds. Junk bonds are considered speculative, tend to be volatile, typically have a higher risk of default, tend to be less liquid and more difficult to value than higher grade securities, and may result in losses for the fund.

**Large Shareholder** – A significant portion of the fund’s shares may be owned by other funds sponsored by Transamerica. Transactions by these funds may be disruptive to the management of the fund. For example, the fund may experience large redemptions and could be required to sell securities at a time when it may not otherwise desire to do so. Such transactions may increase the fund’s brokerage and/or other transaction costs. In addition, sizeable redemptions could cause the fund’s total expenses to increase.

**Leveraging** – To the extent that the fund borrows or uses derivatives or other investments, such as ETFs, that have embedded leverage, your investment may be subject to heightened volatility, risk of loss and costs. Other risks also will be compounded because leverage generally magnifies the effect of a change in the value of an asset and creates a risk of loss of value on a larger pool of assets than the fund would otherwise have. Use of leverage may result in the loss of a substantial amount, and possibly all, of the fund’s assets. The fund also may have to sell assets at inopportune times to satisfy its obligations or meet segregation, coverage or margin requirements.

**Repurchase Agreements** – In a repurchase agreement, the fund purchases securities from a broker-dealer or a bank, called the counterparty, upon the agreement of the counterparty to repurchase the securities from the fund at a later date, and at a specified price. The securities purchased serve as the fund’s collateral for the obligation of the counterparty to repurchase the securities. If the counterparty does not repurchase the securities, the fund is entitled to sell the securities, but the fund may not be able to sell them for the price at which they were purchased, thus causing a loss. If the counterparty becomes insolvent, there is some risk that the fund will not have a right to the securities, or the immediate right to sell the securities.

**Taxable Investments** – Although distributions of interest income from the fund’s tax-exempt securities are generally exempt from regular federal income tax, distributions from other sources, including capital gain distributions, and any gains on the sale of your shares are not. In addition, the interest on the fund’s municipal securities could become subject to regular federal income tax due to noncompliant conduct by issuers, unfavorable legislation or litigation, or adverse interpretations by regulatory authorities. You

should consult a tax adviser about whether the alternative minimum tax applies to you and about state and local taxes on your fund distributions.

**Underlying Exchange-Traded Funds** – To the extent the fund invests its assets in underlying ETFs, its ability to achieve its investment objective will depend in part on the performance of the underlying ETFs in which it invests. Investing in underlying ETFs subjects the fund to the risks of investing in the underlying securities or assets held by those ETFs. Each of the underlying ETFs in which the fund may invest has its own investment risks, and those risks can affect the value of the underlying ETFs’ shares and therefore the value of the fund’s investments. There can be no assurance that the investment objective of any underlying ETF will be achieved. In addition, the fund will bear a pro rata portion of the operating expenses of the underlying ETFs in which it invests.

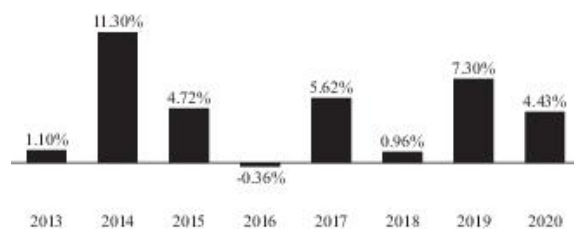
**Valuation** – The sales price the fund could receive for any particular portfolio investment may differ from the fund’s valuation of the investment, particularly for securities that trade in thin or volatile markets, that are priced based upon valuations provided by third-party pricing services that use matrix or evaluated pricing systems, or that are valued using a fair value methodology. These differences may increase significantly and affect fund investments more broadly during periods of market volatility. Investors who purchase or redeem fund shares on days when the fund is holding fair-valued securities may receive fewer or more shares or lower or higher redemption proceeds than they would have received if the fund had not fair-valued securities or had used a different valuation methodology.

**Performance:** The bar chart and the table below provide some indication of the risks of investing in the fund. The bar chart shows how the fund’s performance has varied from year to year. The table shows how the fund’s average annual total returns for different periods compare to the returns of a broad measure of market performance.

The bar chart does not reflect the impact of sales charges, which, if reflected, would lower the returns. The table includes deduction of applicable sales charges.

Absent any applicable fee waivers and/or expense limitations, performance would be lower.

As with all mutual funds, past performance (before and after taxes) is not a prediction of future results. Updated performance information is available on our website at [www.transamerica.com/individual/products/mutual-funds/performance/](http://www.transamerica.com/individual/products/mutual-funds/performance/) or by calling 1-888-233-4339.

**Annual Total Returns (calendar years ended December 31) - Class A**

	Quarter Ended	Return
Best Quarter:	3/31/2014	3.48%
Worst Quarter:	12/31/2016	-4.75%

**Average Annual Total Returns (periods ended December 31, 2020)**

	1 Year	5 Years	Since Inception	Inception Date
Class A				10/31/2012
Return before taxes	1.01%	2.87%	4.38%	
Return after taxes on distributions	0.06%	2.61%	4.12%	
Return after taxes on distributions and sale of fund shares	0.58%	2.48%	3.72%	
Class C (Return before taxes only)	2.80%	2.91%	4.17%	10/31/2012
Class I (Return before taxes only)	4.50%	3.64%	4.91%	10/31/2012
Bloomberg Barclays Muni Managed Money Intermediate Index (reflects no deduction for fees, expenses or taxes)	5.70%	3.69%	3.29%	

The after-tax returns are calculated using the historic highest individual federal marginal income tax rates and do not reflect the impact of state and local taxes. Actual after-tax returns may depend on the investor's individual tax situation and may differ from those shown. After-tax returns may not be relevant if the investment is made through a tax-exempt or tax-deferred account, such as a 401(k) plan.

**After-tax returns are presented for only one class, and returns for other classes are presented before taxes only and will vary.**

**Management:**

*Investment Manager:* Transamerica Asset Management, Inc.

*Sub-Adviser:* Belle Haven Investments, L.P.

*Portfolio Managers:*

Matthew Dalton	Portfolio Manager	since 2012
Brian Steeves	Portfolio Manager	since 2012

**Purchase and Sale of Fund Shares:** You may purchase, exchange or redeem shares of the fund on any day the New York Stock Exchange is open for business, online or through our website at [www.transamerica.com](http://www.transamerica.com), by mail to Transamerica Fund Services, Inc., P.O. Box 219945, Kansas City, MO 64121-9945, by telephone at 1-888-233-4339, by overnight mail to Transamerica Fund Services, Inc., 330 W. 9th Street, Kansas City, MO 64105 or through a financial intermediary. The minimum initial purchase for Class A and C shares is \$1,000; the minimum subsequent investment is \$50. The minimum initial purchase for payroll deduction and automatic investment plan is \$500; the minimum subsequent investment is \$50 per monthly fund account investment. The minimum investment for Class I shares is \$1,000,000.

**Payments to Broker-Dealers and Other Financial Intermediaries:** If you purchase the fund through a broker-dealer or other financial intermediary, the fund and/or its affiliates may pay the intermediary for the sale of fund shares and related services. These payments may create a conflict of interest by influencing the broker-dealer or other intermediary and your salesperson to recommend the fund over another investment. Ask your salesperson or visit your financial intermediary's website for more information.

**Tax Information:** The fund intends to distribute income that is exempt from regular federal income tax and the AMT. A portion of the fund's distributions may be subject to taxes.

## Transamerica International Equity

**Investment Objective:** Seeks maximum long-term total return, consistent with reasonable risk to principal, by investing in a diversified portfolio of common stocks of primarily non-U.S. issuers.

**Fees and Expenses:** This table describes the fees and expenses that you may pay if you buy, hold and sell shares of the fund. **You may pay other fees, such as brokerage commissions and other fees to financial intermediaries, which are not reflected in the tables and examples below.**

You may qualify for sales charge discounts if you and your family invest, or agree to invest in the future, at least \$50,000 in Transamerica Funds. More information about these and other discounts is available from your financial professional, in the “Waivers and Reductions of Sales Charges” section of the fund’s prospectus, in the Appendix – “Waivers and Discounts Available from Intermediaries,” and in the fund’s statement of additional information (SAI) under the heading “Purchase of Shares.”

### Shareholder Fees (fees paid directly from your investment)

	Class:	A	C	I	R6
Maximum sales charge (load) imposed on purchases (as a percentage of offering price)		5.50%	None	None	None
Maximum deferred sales charge (load) (as a percentage of purchase price or redemption proceeds, whichever is lower)		None	1.00%	None	None

<sup>1</sup> Purchases of Class A shares in amounts of \$1 million or more that are not subject to an initial sales charge may be subject to a 1.00% contingent deferred sales charge if those shares are redeemed within 24 months of their purchase. A deferred sales charge on Class A and C shares may apply to certain redemptions of shares purchased by exchange from another Transamerica Fund.

### Annual Fund Operating Expenses (expenses that you pay each year as a percentage of the value of your investment)

	Class:	A	C	I	R6
Management fees		0.71%	0.71%	0.71%	0.71%
Distribution and service (12b-1) fees		0.25%	1.00%	None	None
Other expenses		0.34%	0.25%	0.15%	0.06%
Total annual fund operating expenses		1.30%	1.96%	0.86%	0.77%
Fee waiver and/or expense reimbursement <sup>1</sup>		0.05%	0.00%	0.00%	0.00%
Total annual fund operating expenses after fee waiver and/or expense reimbursement		1.25%	1.96%	0.86%	0.77%

<sup>1</sup> Contractual arrangements have been made with the fund’s investment manager, Transamerica Asset Management, Inc. (“TAM”), through March 1, 2022 to waive fees and/or reimburse fund expenses to the extent that total annual fund operating expenses exceed 1.25% for Class A shares, 2.00% for Class C shares, 1.00% for Class I shares and 0.90% for Class R6 shares, excluding, as applicable, acquired fund fees and expenses, interest, taxes, brokerage commissions, dividend and interest expenses on securities sold short, extraordinary expenses and other expenses not incurred in the ordinary course of the fund’s business. These arrangements cannot be terminated prior to March 1, 2022 without the Board of Trustees’ consent. TAM is permitted to recapture amounts waived and/or reimbursed to a class during any of the 36 months from the date on which TAM waived fees and/or reimbursed expenses for the class if the class’ total annual fund operating expenses

amount that would result, on any particular business day of the fund, in the class’ total annual operating expenses exceeding the applicable limits described above or any other lower limit then in effect.

**Example:** This Example is intended to help you compare the cost of investing in the fund with the cost of investing in other mutual funds.

The Example assumes that you invest \$10,000 in the fund for the time periods indicated and then redeem all shares at the end of those periods (unless otherwise indicated). The Example also assumes that your investment has a 5% return each year and that the fund’s operating expenses remain the same. Only the 1 year dollar amount shown below reflects TAM’s agreement to waive fees and/or reimburse fund expenses. Although your actual costs may be higher or lower, based on these assumptions your costs would be:

### If the shares are redeemed at the end of each period:

	1 year	3 years	5 years	10 years
Class A	\$ 670	\$ 935	\$ 1,219	\$ 2,027
Class C	\$ 299	\$ 615	\$ 1,057	\$ 2,285
Class I	\$ 88	\$ 274	\$ 477	\$ 1,061
Class R6	\$ 79	\$ 246	\$ 428	\$ 954

### If the shares are not redeemed:

	1 year	3 years	5 years	10 years
Class A	\$ 670	\$ 935	\$ 1,219	\$ 2,027
Class C	\$ 199	\$ 615	\$ 1,057	\$ 2,285
Class I	\$ 88	\$ 274	\$ 477	\$ 1,061
Class R6	\$ 79	\$ 246	\$ 428	\$ 954

**Portfolio Turnover:** The fund pays transaction costs, such as commissions, when it buys and sells securities (or “turns over” its portfolio). A higher portfolio turnover rate may indicate higher transaction costs and may result in higher taxes when fund shares are held in a taxable account. These costs, which are not reflected in annual fund operating expenses or in the Example, affect the fund’s performance.

During the most recent fiscal year, the portfolio turnover rate for the fund was 18% of the average value of its portfolio.

**Principal Investment Strategies:** Under normal circumstances, the fund seeks to achieve its investment objective by investing at least 80% of its net assets (plus the amount of borrowings, if any, for investment purposes) in equity securities of foreign companies representing at least three countries other than the United States. The fund’s sub-adviser, Thompson, Siegel & Walmsley LLC (the “sub-adviser”), currently anticipates investing in at least 12 countries other than the United States. The sub-adviser emphasizes established companies in individual foreign markets and seeks to stress companies and markets that the sub-adviser believes are undervalued. The sub-adviser expects capital growth to be the predominant component of the fund’s total return.

have fallen to a level below the limits described above. In no case will TAM recapture any

Generally, the fund will invest primarily in common stocks of companies listed on foreign securities exchanges, but it may also invest in depositary receipts including American Depositary Receipts (“ADRs”), Global Depositary Receipts (“GDRs”) and



European Depositary Receipts (“EDRs”). Although the fund will emphasize larger, more seasoned or established companies, it may invest in companies of varying sizes as measured by assets, sales or market capitalization. The fund will invest primarily in securities of companies domiciled in developed markets, but may invest up to 10% of its assets in securities of companies in emerging markets. The sub-adviser seeks to diversify the fund’s investments around the world and within markets in an effort to minimize specific country and currency risks.

The sub-adviser employs a relative value process utilizing a combination of quantitative and qualitative methods based on a four-factor valuation screen designed to outperform the MSCI Europe, Australasia and Far East (“EAFE”) Index. The sub-adviser also performs rigorous fundamental analysis. The fund’s portfolio is typically composed of approximately 80-110 stocks as a result of this process.

The sub-adviser generally limits the fund’s investment universe to companies with a minimum of three years of operating history. The sub-adviser employs a consistent sell discipline which includes a significant negative earnings revision, a stock being sold when the catalyst is no longer valid or another stock presents a more attractive opportunity.

**Principal Risks:** Risk is inherent in all investing. Many factors and risks affect the fund’s performance, including those described below. The value of your investment in the fund, as well as the amount of return you receive on your investment, may fluctuate significantly day to day and over time. You may lose part or all of your investment in the fund or your investment may not perform as well as other similar investments. The following is a summary description of principal risks (in alphabetical order after certain key risks) of investing in the fund. An investment in the fund is not a bank deposit and is not insured or guaranteed by the Federal Deposit Insurance Corporation or any other government agency. **You may lose money if you invest in this fund.**

**Market** – The market values of the fund’s securities and other assets will fluctuate, sometimes sharply and unpredictably, due to changes in general market conditions, overall economic trends or events, governmental actions or interventions, actions taken by the U.S. Federal Reserve or foreign central banks, political developments, investor sentiment, public health emergencies such as a pandemic, and other factors that may or may not be related to the issuer of the security or other asset. The market prices of securities and other assets also may go down due to events or conditions that affect particular sectors, industries or issuers. Adverse market conditions may be prolonged and may not have the same impact on all types of securities or other assets.

Economies and financial markets throughout the world are increasingly interconnected. Economic, financial or political events, trading and tariff arrangements, public health events, terrorism, technology and data interruptions, natural disasters, and other circumstances in one or more countries or regions could be highly disruptive to, and have profound impacts on, global economies or markets. As a result, whether or not the fund invests in securities of issuers located in or with significant exposure to the countries directly affected, the value and liquidity of the fund’s investments may go down.

The COVID-19 pandemic has caused substantial market disruption around the world, including the U.S. There have been periods of extreme volatility, and periods where there have been no buyers for certain securities, including U.S. Treasury securities. Some sectors of the economy and individual issuers have experienced particularly large losses. The pandemic has reduced liquidity of particular investments and asset classes; resulted in significant disruptions to business operations, including business closures; strained healthcare systems; disrupted supply chains, consumer demand and employee availability; and restricted travel. These conditions may continue for an extended period of time, or worsen. The pandemic may result in a sustained domestic or global economic downturn or recession. Developing or emerging market countries may be more adversely impacted. The ultimate economic fallout from the pandemic, and the long-term impact on economies, markets, industries and individual issuers, are not known.

The U.S. government and the Federal Reserve, as well as certain foreign governments and central banks, have taken extraordinary actions to support local and global economies and the financial markets in response to the COVID-19 pandemic. These actions have resulted in significant expansion of public debt, including in the U.S. The long-term consequences of this level of public debt are not known. In addition, certain interest rates have been reduced to very low levels. This and other government intervention into the economy and financial markets to address the pandemic may not work as intended, particularly if the efforts are perceived by investors as being unlikely to achieve the desired results.

The COVID-19 pandemic could continue to adversely affect the value and liquidity of the fund’s investments, impair the fund’s ability to satisfy redemption requests, and negatively impact the fund’s performance.

**Value Investing** – The prices of securities the sub-adviser believes are undervalued may not appreciate as anticipated or may go down. The value approach to investing involves the risk that stocks may remain undervalued, undervaluation may become more severe, or perceived undervaluation may actually represent intrinsic value. Value stocks as a group may be out of favor and underperform the overall equity market for a long period of time, for example, while the market favors “growth” stocks.

**Foreign Investments** – Investing in securities of foreign issuers or issuers with significant exposure to foreign markets involves additional risks. Foreign markets can be less liquid, less regulated, less transparent and more volatile than U.S. markets. The value of the fund’s foreign investments may decline, sometimes rapidly or unpredictably, because of factors affecting the particular issuer as well as foreign markets and issuers generally, such as unfavorable or unsuccessful government actions, reduction of government or central bank support, tariffs and trade disruptions, political or financial instability, social unrest or other adverse economic or political developments. Foreign investments may be more difficult to value than investments in U.S. issuers.

**Equity Securities** – Equity securities generally have greater risk of loss than debt securities. Stock markets are volatile and the value of equity securities may go up or down sometimes rapidly and unpredictably. The value of equity securities fluctuates based on real or perceived changes in a company’s financial condition, factors affecting a particular industry or industries, and overall

market, economic and political conditions. If the market prices of the equity securities owned by the fund fall, the value of your investment in the fund will decline. The fund may lose its entire investment in the equity securities of an issuer.

**Small and Medium Capitalization Companies** – The fund will be exposed to additional risks as a result of its investments in the securities of small or medium capitalization companies. Small or medium capitalization companies may be more at risk than large capitalization companies because, among other things, they may have limited product lines, operating history, market or financial resources, or because they may depend on a limited management group. Securities of small and medium capitalization companies may be more volatile than and may underperform large capitalization companies, may be harder to sell at times and at prices the portfolio managers believe appropriate and may offer greater potential for losses.

**Currency** – The value of a fund's investments in securities denominated in foreign currencies increases or decreases as the rates of exchange between those currencies and the U.S. dollar change. U.S. dollar-denominated securities of foreign issuers may also be affected by currency risk. Currency exchange rates can be volatile and may fluctuate significantly over short periods of time. Currency conversion costs and currency fluctuations could reduce or eliminate investment gains or add to investment losses. A fund may be unable or may choose not to hedge its foreign currency exposure.

**Focused Investing** – To the extent the fund invests in a limited number of countries, regions, sectors, industries or market segments, in a limited number of issuers, or in issuers in related businesses or that are subject to related operating risks, the fund will be more susceptible to negative events affecting those countries, regions, sectors, industries, segments or issuers, and the value of its shares may be more volatile than if it invested more widely.

**Management** – The value of your investment may go down if the investment manager's or sub-adviser's judgments and decisions are incorrect or otherwise do not produce the desired results, or if the fund's investment strategy does not work as intended. You may also suffer losses if there are imperfections, errors or limitations in the quantitative, analytic or other tools, resources, information and data used, investment techniques applied, or the analyses employed or relied on, by the investment manager or sub-adviser, if such tools, resources, information or data are used incorrectly or otherwise do not work as intended, or if the investment manager's or sub-adviser's investment style is out of favor or otherwise fails to produce the desired results. Any of these things could cause the fund to lose value or its results to lag relevant benchmarks or other funds with similar objectives.

**Active Trading** – The fund may purchase and sell securities without regard to the length of time held. Active trading may be more pronounced during periods of market volatility, may have a negative impact on performance by increasing transaction costs and may generate greater amounts of short-term capital gains.

**Depository Receipts** – Depository receipts are generally subject to the same risks as are the foreign securities that they evidence or into which they may be converted, and they may be less liquid than the underlying shares in their primary trading market. Holders of depository receipts may have limited voting

impact the value of depository receipts because such restrictions may limit the ability to convert equity shares into depository receipts and vice versa.

**Emerging Markets** – Investments in securities of issuers located or doing business in emerging markets are subject to heightened foreign investments risks and may experience rapid and extreme changes in value. Emerging market countries tend to have less developed and less stable economic, political and legal systems and regulatory and accounting standards, may have policies that restrict investment by foreigners or that prevent foreign investors such as the fund from withdrawing their money at will, and are more likely to experience nationalization, expropriation and confiscatory taxation. In addition, emerging market securities may have low trading volumes and may be or become illiquid.

**Growth Stocks** – Returns on growth stocks may not move in tandem with returns on other categories of stocks or the market as a whole. Growth stocks typically are particularly sensitive to market movements and may involve larger price swings because their market prices tend to reflect future expectations. When it appears those expectations may not be met, the prices of growth securities typically fall. Growth stocks as a group may be out of favor and underperform the overall equity market for a long period of time, for example, while the market favors "value" stocks.

**Large Capitalization Companies** – The fund's investments in large capitalization companies may underperform other segments of the market because they may be less responsive to competitive challenges and opportunities and unable to attain high growth rates during periods of economic expansion.

**Large Shareholder** – A significant portion of the fund's shares may be owned by other funds sponsored by Transamerica. Transactions by these funds may be disruptive to the management of the fund. For example, the fund may experience large redemptions and could be required to sell securities at a time when it may not otherwise desire to do so. Such transactions may increase the fund's brokerage and/or other transaction costs. In addition, sizeable redemptions could cause the fund's total expenses to increase.

**Liquidity** – The fund may make investments that are illiquid or that become illiquid after purchase. Illiquid investments can be difficult to value, may trade at a discount from comparable, more liquid investments, and may be subject to wide fluctuations in value. If the fund is forced to sell an illiquid investment to meet redemption requests or other cash needs, the fund may be forced to sell at a substantial loss or may not be able to sell at all. Liquidity of particular investments, or even entire asset classes, including U.S. Treasury securities, can deteriorate rapidly, particularly during times of market turmoil, and those investments may be difficult or impossible for the fund to sell. This may prevent the fund from limiting losses.

**Valuation** – The sales price the fund could receive for any particular portfolio investment may differ from the fund's valuation of the investment, particularly for securities that trade in thin or volatile markets, that are priced based upon valuations provided by third-party pricing services that use matrix or evaluated pricing systems, or that are valued using a fair value methodology. These differences may increase significantly and affect fund investments more broadly during periods of market

rights, and investment restrictions in certain countries may adversely

volatility. Investors who purchase or redeem fund shares on days when the fund is holding fair-valued securities may receive fewer or more shares or lower

or higher redemption proceeds than they would have received if the fund had not fair-valued securities or had used a different valuation methodology.

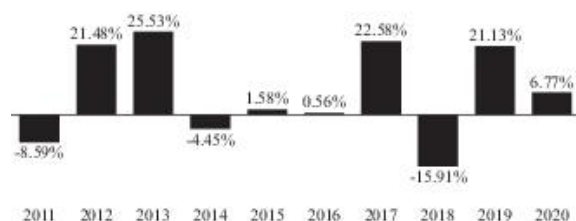
**Performance:** The bar chart and the table below provide some indication of the risks of investing in the fund. The bar chart shows how the fund's performance has varied from year to year. The table shows how the fund's average annual total returns for different periods compare to the returns of a broad measure of market performance.

Absent any applicable fee waivers and/or expense limitations, performance would be lower.

As with all mutual funds, past performance (before and after taxes) is not a prediction of future results. Updated performance information is available on our website at [www.transamerica.com/individual/products/mutual-funds/performance/](http://www.transamerica.com/individual/products/mutual-funds/performance/) or by calling 1-888-233-4339.

The fund acquired the assets and assumed the liabilities of TS&W International Equity Portfolio (the "predecessor fund") on February 28, 2011, and the predecessor fund was the accounting and performance survivor of the reorganization. This means that the predecessor fund's performance and financial history have been adopted by the fund. In the reorganization, former shareholders of the predecessor fund received Class I shares of the fund. The performance of Class I shares of the fund includes the performance of the predecessor fund prior to the reorganization. The performance of the predecessor fund has not been restated to reflect the current annual operating expenses of Class I shares. The inception date shown in the table for Class I shares is that of the predecessor fund.

**Annual Total Returns (calendar years ended December 31) - Class I**



	Quarter Ended	Return
Best Quarter:	6/30/2020	18.71%
Worst Quarter:	3/31/2020	-27.11%

#### Average Annual Total Returns (periods ended December 31, 2020)

	1 Year	5 Years	10 Years	Since Inception	Inception Date
Class A					03/01/2011
Return before taxes	0.46%	4.46%	N/A	4.67%	
Return after taxes on distributions	0.44%	3.94%	N/A	4.05%	
Return after taxes on distributions and sale of fund shares	0.52%	3.47%	N/A	3.63%	
Class C (Return before taxes only)	4.57%	4.91%	N/A	4.56%	03/01/2011
Class I (Return before taxes only)	6.77%	6.04%	6.14%		12/18/1992
Class R6 (Return before taxes only)	6.84%	6.14%	N/A	3.84%	05/29/2015
MSCI EAFE Index (reflects no deduction for fees, expenses or taxes)	8.28%	7.97%	6.00%	5.50%	

The after-tax returns are calculated using the historic highest individual federal marginal income tax rates and do not reflect the impact of state and local taxes. Actual after-tax returns may depend on the investor's individual tax situation and may differ from those shown. After-tax returns may not be relevant if the investment is made through a tax-exempt or tax-deferred account, such as a 401(k) plan.

**After-tax returns are presented for only one class, and returns for other classes are presented before taxes only and will vary.**

#### Management:

*Investment Manager:* Transamerica Asset Management, Inc.

*Sub-Adviser:* Thompson, Siegel & Walmsley LLC

*Portfolio Manager:*

Brandon H. Harrell, CFA	Portfolio Manager	since 2011
-------------------------	-------------------	------------

**Purchase and Sale of Fund Shares:** You may purchase, exchange or redeem shares of the fund on any day the New York Stock Exchange is open for business, online or through our website at [www.transamerica.com](http://www.transamerica.com), by mail to Transamerica Fund Services, Inc., P.O. Box 219945, Kansas City, MO 64121-9945, by telephone at 1-888-233-4339, by overnight mail to Transamerica Fund Services, Inc., 330 W. 9th Street, Kansas City, MO 64105 or through a financial intermediary.

Class R6 shares are intended for purchase by participants in certain retirement plans such as 401(k) plans, 457 plans, employer-sponsored 403(b) plans, profit sharing and money purchase plans, defined-benefit plans, non-qualified deferred compensation plans, IRAs and participants in certain health savings plans and health savings accounts under Section 223 of the Internal Revenue Code (eligible plans). Class R6 shares are available only when a plan's recordkeeper or financial service firm serving as an intermediary has an agreement with Transamerica Funds, and in such eligible plans where Class R6 shares are held on the books of the funds through omnibus or Network Level 3 accounts (either at the plan level or at the level of the financial service firm serving as an intermediary).

The minimum initial purchase for Class A and C shares is \$1,000; the minimum subsequent investment is \$50. The minimum initial purchase for payroll deduction and automatic investment plans is \$500; the minimum subsequent investment is \$50 per monthly

fund account investment. The minimum investment for Class I shares is \$1,000,000. There is no minimum investment for eligible plans investing in Class R6 shares.

**Tax Information:** Fund distributions may be taxable as ordinary income, qualified dividend income, or capital gains, except when your investment is in an IRA, 401(k) or other tax-advantaged investment plan. In that case, you may be taxed when you take a distribution from such plan, depending on the type of plan, the circumstances of your distribution and other factors.

**Payments to Broker-Dealers and Other Financial Intermediaries:** If you purchase the fund through a broker-dealer or other financial intermediary, the fund and/or its affiliates may pay the intermediary for the sale of fund shares and related services. These payments may create a conflict of interest by influencing the broker-dealer or other intermediary and your salesperson to recommend the fund over another investment. Ask your salesperson or visit your financial intermediary's website for more information.

## Transamerica International Growth

**Investment Objective:** Seeks long-term capital appreciation.

**Fees and Expenses:** This table describes the fees and expenses that you may pay if you buy, hold and sell shares of the fund. **You may pay other fees, such as brokerage commissions and other fees to financial intermediaries, which are not reflected in the tables and examples below.**

You may qualify for sales charge discounts if you and your family invest, or agree to invest in the future, at least \$50,000 in Transamerica Funds. More information about these and other discounts is available from your financial professional, in the “Waivers and Reductions of Sales Charges” section of the fund’s prospectus, in the Appendix – “Waivers and Discounts Available from Intermediaries,” and in the fund’s statement of additional information (SAI) under the heading “Purchase of Shares.”

### Shareholder Fees (fees paid directly from your investment)

Class:	A	C	I	R6
Maximum sales charge (load) imposed on purchases (as a percentage of offering price)	5.50%	None	None	None
Maximum deferred sales charge (load) (as a percentage of purchase price or redemption proceeds, whichever is lower)	None	1.00%	None	None

<sup>1</sup> Purchases of Class A shares in amounts of \$1 million or more that are not subject to an initial sales charge may be subject to a 1.00% contingent deferred sales charge if those shares are redeemed within 24 months of their purchase. A deferred sales charge on Class A and C shares may apply to certain redemptions of shares purchased by exchange from another Transamerica Fund.

### Annual Fund Operating Expenses (expenses that you pay each year as a percentage of the value of your investment)

Class:	A	C	I	R6
Management fees	0.75%	0.75%	0.75%	0.75%
Distribution and service (12b-1) fees	0.25%	1.00%	None	None
Other expenses	0.74%	0.04%	0.56%	0.06%
Total annual fund operating expenses	1.74%	1.79%	1.31%	0.81%
Fee waiver and/or expense reimbursement <sup>2</sup>	0.54%	0.00%	0.41%	0.00%

Total annual fund operating expenses after fee waiver and/or expense reimbursement	1.20%	1.79%	0.90%	0.81%
--	-------	-------	-------	-------

- Other expenses are based on estimates for the current fiscal year.
- Contractual arrangements have been made with the fund’s investment manager, Transamerica Asset Management, Inc. (“TAM”), through March 1, 2022 to waive fees and/or reimburse fund expenses to the extent that total annual fund operating expenses exceed 1.20% for Class A shares, 1.95% for Class C shares, 1.05% for Class I shares and 0.95% for Class R6 shares, excluding, as applicable, acquired fund fees and expenses, interest, taxes, brokerage commissions, dividend and interest expenses on securities sold short, extraordinary expenses and other expenses not incurred in the ordinary course of the fund’s business. These arrangements cannot be terminated prior to March 1, 2022 without the Board of Trustees’ consent. TAM is permitted to recapture amounts waived and/or reimbursed to a class during any of the 36 months from the date on which TAM waived fees and/or reimbursed expenses for the class if the class’ total annual fund operating expenses have fallen to a level below the limits described above. In no case will TAM recapture any amount that would result, on any particular business day of the fund, in the class’ total annual operating expenses exceeding the applicable limits described

above or any other lower limit then in effect. In addition, TAM has contractually agreed to reimburse certain per account transfer agency fees on Class I shares through March 1, 2022. The fee table reflects the estimated amount of this reimbursement in the current fiscal year.

**Example:** This Example is intended to help you compare the cost of investing in the fund with the cost of investing in other mutual funds.

The Example assumes that you invest \$10,000 in the fund for the time periods indicated and then redeem all shares at the end of those periods (unless otherwise indicated). The Example also assumes that your investment has a 5% return each year and that the fund’s operating expenses remain the same. Only the 1 year dollar amount shown below reflects TAM’s agreement to waive fees and/or reimburse fund expenses. Although your actual costs may be higher or lower, based on these assumptions your costs would be:

### If the shares are redeemed at the end of each period:

	1 year	3 years	5 years	10 years
Class A	\$ 666	\$ 1,018	\$ 1,394	\$ 2,447
Class C	\$ 282	\$ 563	\$ 970	\$ 2,105
Class I	\$ 92	\$ 375	\$ 679	\$ 1,543
Class R6	\$ 83	\$ 259	\$ 450	\$ 1,002

### If the shares are not redeemed:

	1 year	3 years	5 years	10 years
Class A	\$ 666	\$ 1,018	\$ 1,394	\$ 2,447
Class C	\$ 182	\$ 563	\$ 970	\$ 2,105
Class I	\$ 92	\$ 375	\$ 679	\$ 1,543
Class R6	\$ 83	\$ 259	\$ 450	\$ 1,002

**Portfolio Turnover:** The fund pays transaction costs, such as commissions, when it buys and sells securities (or “turns over” its portfolio). A higher portfolio turnover rate may indicate higher transaction costs and may result in higher taxes when fund shares are held in a taxable account. These costs, which are not reflected in annual fund operating expenses or in the Example, affect the fund’s performance.

During the most recent fiscal year, the portfolio turnover rate for the fund was 28% of the average value of its portfolio.

### Principal Investment Strategies:

The fund’s sub-adviser, TDAM USA Inc. (the “sub-adviser”), invests, under normal circumstances, at least 80% of the fund’s net assets (plus the amount of borrowings, if any, for investment purposes) in common stocks and related equity securities—such as preferred stock, convertible securities and depositary receipts—of issuers economically tied to a number of countries throughout the world, including emerging market countries. In selecting investments for the fund, the sub-adviser seeks companies that have demonstrated superior earnings growth, positive business momentum and sustainable profitability while seeking not to overpay for these growth characteristics. Growth stocks as a group may be out of favor and underperform the overall equity market for a long

period of time, for example, while the market favors “value” stocks. The sub-adviser may invest the fund’s assets in companies of any size. The fund may also invest in warrants and rights.

The sub-adviser will normally invest the fund’s assets in investments economically tied to at least three countries not including the United States. The sub-adviser may invest a large percentage of the fund’s assets in issuers in a single country, a small number of countries, or a particular geographic region. The sub-adviser generally considers an issuer of a security or other investment to be economically tied to a particular country if (a) the security or other investment is issued or guaranteed by the government of that country or any of its agencies, authorities or instrumentalities; (b) the issuer is organized under the laws of, and maintains a principal office in, that country; (c) the issuer has its principal securities trading market in that country; (d) the issuer derives 50% or more of its total revenues from goods sold or services performed in that country; (e) the issuer has 50% or more of its assets in that country; or (f) the issuer is included in an index which is representative of that country.

The sub-adviser normally allocates the fund’s investments across different industries and sectors, but the sub-adviser may invest a significant percentage of the fund’s assets in issuers in a single or small number of industries or sectors.

The sub-adviser uses a “bottom-up” investment approach to buying and selling investments for the fund. A “bottom-up” approach is looking at individual companies against the context of broader market factors. Investments are selected primarily based on fundamental analysis of individual issuers and their potential in light of their financial condition, and market, economic, political, and regulatory conditions. Factors considered may include analysis of an issuer’s earnings, cash flows, competitive position, and management ability. The sub-adviser uses a quantitative screen to seek to identify companies with growth characteristics, positive earnings sentiment, stable profitability and reasonable valuations. The sub-adviser may engage in active and frequent trading in pursuing the fund’s principal investment strategies.

The fund may invest up to 5% of its assets in China A-shares (equity securities of Chinese companies) listed and traded on Chinese stock exchanges such as the Shanghai Stock Exchange or the Shenzhen Stock Exchange.

**Principal Risks:** Risk is inherent in all investing. Many factors and risks affect the fund’s performance, including those described below. The value of your investment in the fund, as well as the amount of return you receive on your investment, may fluctuate significantly day to day and over time. You may lose part or all of your investment in the fund or your investment may not perform as well as other similar investments. The following is a summary description of principal risks (in alphabetical order after certain key risks) of investing in the fund. An investment in the fund is not a bank deposit and is not insured or guaranteed by the Federal Deposit Insurance Corporation or any other government agency. **You may lose money if you invest in this fund.**

**Market** – The market values of the fund’s securities and other assets will fluctuate, sometimes sharply and unpredictably, due to changes in general market conditions, overall economic trends or

events, governmental actions or interventions, actions taken by the U.S. Federal Reserve or foreign central banks, political developments, investor sentiment, public health emergencies such as a pandemic, and other factors that may or may not be related to the issuer of the security or other asset. The market prices of securities and other assets also may go down due to events or conditions that affect particular sectors, industries or issuers. Adverse market conditions may be prolonged and may not have the same impact on all types of securities or other assets.

Economies and financial markets throughout the world are increasingly interconnected. Economic, financial or political events, trading and tariff arrangements, public health events, terrorism, technology and data interruptions, natural disasters, and other circumstances in one or more countries or regions could be highly disruptive to, and have profound impacts on, global economies or markets. As a result, whether or not the fund invests in securities of issuers located in or with significant exposure to the countries directly affected, the value and liquidity of the fund’s investments may go down.

The COVID-19 pandemic has caused substantial market disruption around the world, including the U.S. There have been periods of extreme volatility, and periods where there have been no buyers for certain securities, including U.S. Treasury securities. Some sectors of the economy and individual issuers have experienced particularly large losses. The pandemic has reduced liquidity of particular investments and asset classes; resulted in significant disruptions to business operations, including business closures; strained healthcare systems; disrupted supply chains, consumer demand and employee availability; and restricted travel. These conditions may continue for an extended period of time, or worsen. The pandemic may result in a sustained domestic or global economic downturn or recession. Developing or emerging market countries may be more adversely impacted. The ultimate economic fallout from the pandemic, and the long-term impact on economies, markets, industries and individual issuers, are not known.

The U.S. government and the Federal Reserve, as well as certain foreign governments and central banks, have taken extraordinary actions to support local and global economies and the financial markets in response to the COVID-19 pandemic. These actions have resulted in significant expansion of public debt, including in the U.S. The long-term consequences of this level of public debt are not known. In addition, certain interest rates have been reduced to very low levels. This and other government intervention into the economy and financial markets to address the pandemic may not work as intended, particularly if the efforts are perceived by investors as being unlikely to achieve the desired results.

The COVID-19 pandemic could continue to adversely affect the value and liquidity of the fund’s investments, impair the fund’s ability to satisfy redemption requests, and negatively impact the fund’s performance.

**Growth Stocks** – Returns on growth stocks may not move in tandem with returns on other categories of stocks or the market as a whole. Growth stocks typically are particularly sensitive to market movements and may involve larger price swings because their market prices tend to reflect future expectations. When it appears those expectations may not be met, the prices of growth

securities typically fall. Growth stocks as a group may be out of favor and underperform the overall equity market for a long period of time, for example, while the market favors “value” stocks.

**Foreign Investments** – Investing in securities of foreign issuers or issuers with significant exposure to foreign markets involves additional risks. Foreign markets can be less liquid, less regulated, less transparent and more volatile than U.S. markets. The value of the fund’s foreign investments may decline, sometimes rapidly or unpredictably, because of factors affecting the particular issuer as well as foreign markets and issuers generally, such as unfavorable or unsuccessful government actions, reduction of government or central bank support, tariffs and trade disruptions, political or financial instability, social unrest or other adverse economic or political developments. Foreign investments may be more difficult to value than investments in U.S. issuers.

**Focused Investing** – To the extent the fund invests in a limited number of countries, regions, sectors, industries or market segments, in a limited number of issuers, or in issuers in related businesses or that are subject to related operating risks, the fund will be more susceptible to negative events affecting those countries, regions, sectors, industries, segments or issuers, and the value of its shares may be more volatile than if it invested more widely.

**Equity Securities** – Equity securities generally have greater risk of loss than debt securities. Stock markets are volatile and the value of equity securities may go up or down sometimes rapidly and unpredictably. The value of equity securities fluctuates based on real or perceived changes in a company’s financial condition, factors affecting a particular industry or industries, and overall market, economic and political conditions. If the market prices of the equity securities owned by the fund fall, the value of your investment in the fund will decline. The fund may lose its entire investment in the equity securities of an issuer.

**Small and Medium Capitalization Companies** – The fund will be exposed to additional risks as a result of its investments in the securities of small or medium capitalization companies. Small or medium capitalization companies may be more at risk than large capitalization companies because, among other things, they may have limited product lines, operating history, market or financial resources, or because they may depend on a limited management group. Securities of small and medium capitalization companies may be more volatile than and may underperform large capitalization companies, may be harder to sell at times and at prices the portfolio managers believe appropriate and may offer greater potential for losses.

**Emerging Markets** – Investments in securities of issuers located or doing business in emerging markets are subject to heightened foreign investments risks and may experience rapid and extreme changes in value. Emerging market countries tend to have less developed and less stable economic, political and legal systems and regulatory and accounting standards, may have policies that restrict investment by foreigners or that prevent foreign investors such as the fund from withdrawing their money at will, and are more likely to experience nationalization, expropriation and confiscatory taxation. In addition, emerging market securities may have low trading volumes and may be or become illiquid.

if the fund’s investment strategy does not work as intended. You may also suffer losses if there are imperfections, errors or limitations in the quantitative, analytic or other tools, resources, information and data used, investment techniques applied, or the analyses employed or relied on, by the investment manager or sub-adviser, if such tools, resources, information or data are used incorrectly or otherwise do not work as intended, or if the investment manager’s or sub-adviser’s investment style is out of favor or otherwise fails to produce the desired results. Any of these things could cause the fund to lose value or its results to lag relevant benchmarks or other funds with similar objectives.

**Active Trading** – The fund may purchase and sell securities without regard to the length of time held. Active trading may be more pronounced during periods of market volatility, may have a negative impact on performance by increasing transaction costs and may generate greater amounts of short-term capital gains.

**China A-Shares** – The fund may invest in equity securities of certain Chinese companies, referred to as China A-shares, through the Shanghai-Hong Kong Stock Connect program or the Shenzhen-Hong Kong Stock Connect program (collectively, the “Programs”). The Programs are subject to daily quota limitations, which may restrict the fund’s ability to invest in China A-shares through the Programs and to enter into or exit trades on a timely basis. The Shanghai and Shenzhen markets may be open at a time when the Programs are not trading, with the result that prices of China A-shares may fluctuate at times when the fund is unable to add to or exit its position. Only certain China A-shares are eligible to be accessed through the Programs. Such securities may lose their eligibility at any time, in which case they could be sold but could no longer be purchased through the Programs. Because the Programs are new, the actual effect on the market for trading China A-shares with the introduction of large numbers of foreign investors is currently unknown. Further, regulations or restrictions, such as limitations on redemptions, suspension of trading and limitations on profits, may adversely impact the Programs and/or the fund’s investments through the Programs. There is no guarantee that applicable exchanges in Hong Kong and mainland China will continue to support the Programs in the future.

Investments in China A-shares are subject to risks specific to the China market. Any significant change in mainland China’s political, social or economic policies may have a negative impact on investments in the China market.

In addition, uncertainties in mainland China tax legislation could result in unexpected tax liabilities for a fund and therefore could affect the amount of income which may be derived, and the amount of capital returned, from the investments in China A-shares by the fund.

**Convertible Securities** – Convertible securities are subject to risks associated with both fixed income and equity securities. For example, if market interest rates rise, the value of a convertible security typically falls. In addition, a convertible security is subject to the risk that the issuer will not be able to pay interest or dividends when due, and the market value of the security may change based on the issuer’s actual or perceived creditworthiness. Since the convertible security derives a portion of its value from the underlying common stock, the security is also subject to the same types



**Management** – The value of your investment may go down if the investment manager's or sub-adviser's judgments and decisions are incorrect or otherwise do not produce the desired results, or

of market and issuer-specific risks that apply to the underlying common stock. Convertible securities generally offer lower interest or dividend yields than non-convertible securities of similar quality.

**Currency** – The value of a fund's investments in securities denominated in foreign currencies increases or decreases as the rates of exchange between those currencies and the U.S. dollar change. U.S. dollar-denominated securities of foreign issuers may also be affected by currency risk. Currency exchange rates can be volatile and may fluctuate significantly over short periods of time. Currency conversion costs and currency fluctuations could reduce or eliminate investment gains or add to investment losses. A fund may be unable or may choose not to hedge its foreign currency exposure.

**Depository Receipts** – Depository receipts are generally subject to the same risks as are the foreign securities that they evidence or into which they may be converted, and they may be less liquid than the underlying shares in their primary trading market. Holders of depository receipts may have limited voting rights, and investment restrictions in certain countries may adversely impact the value of depository receipts because such restrictions may limit the ability to convert equity shares into depository receipts and vice versa.

**Large Capitalization Companies** – The fund's investments in large capitalization companies may underperform other segments of the market because they may be less responsive to competitive challenges and opportunities and unable to attain high growth rates during periods of economic expansion.

**Large Shareholder** – A significant portion of the fund's shares may be owned by other funds sponsored by Transamerica. Transactions by these funds may be disruptive to the management of the fund. For example, the fund may experience large redemptions and could be required to sell securities at a time when it may not otherwise desire to do so. Such transactions may increase the fund's brokerage and/or other transaction costs. In addition, sizeable redemptions could cause the fund's total expenses to increase.

**Liquidity** – The fund may make investments that are illiquid or that become illiquid after purchase. Illiquid investments can be difficult to value, may trade at a discount from comparable, more liquid investments, and may be subject to wide fluctuations in value. If the fund is forced to sell an illiquid investment to meet redemption requests or other cash needs, the fund may be forced to sell at a substantial loss or may not be able to sell at all. Liquidity of particular investments, or even entire asset classes, including U.S. Treasury securities, can deteriorate rapidly, particularly during times of market turmoil, and those investments may be difficult or impossible for the fund to sell. This may prevent the fund from limiting losses.

**Preferred Stock** – Preferred stock's right to dividends and liquidation proceeds is junior to the rights of a company's debt securities. The value of preferred stock may be subject to factors that affect fixed income and equity securities. The value of preferred stock tends to vary more with fluctuations in the underlying common stock and less with fluctuations in interest rates and tends to exhibit greater volatility.

**Valuation** – The sales price the fund could receive for any particular portfolio investment may differ from the fund's valuation of the investment, particularly for securities that trade in thin or volatile markets, that are priced based upon valuations provided

by third-party pricing services that use matrix or evaluated pricing systems, or that are valued using a fair value methodology. These differences may increase significantly and affect fund investments more broadly during periods of market volatility. Investors who purchase or redeem fund shares on days when the fund is holding fair-valued securities may receive fewer or more shares or lower or higher redemption proceeds than they would have received if the fund had not fair-valued securities or had used a different valuation methodology.

**Warrants and Rights** – Warrants and rights may be considered more speculative than certain other types of investments because they do not entitle a holder to the dividends or voting rights for the securities that may be purchased, and they do not represent any rights in the assets of the issuing company. If the warrant is not exercised before the expiration date, it generally expires without any value and the fund will lose any amount it paid for the warrant.

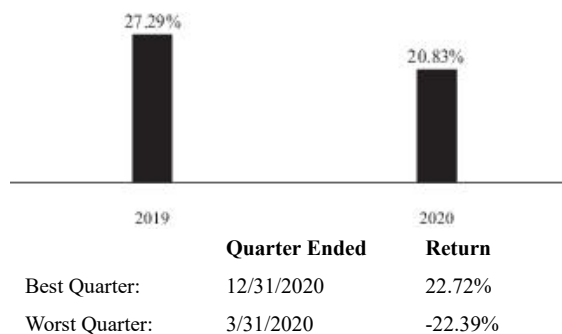
**Performance:** The bar chart and the table below provide some indication of the risks of investing in the fund. The bar chart shows how the fund's performance has varied from year to year. The table shows how the fund's average annual total returns for different periods compare to the returns of a broad measure of market performance.

The bar chart does not reflect the impact of sales charges, which, if reflected, would lower the returns. The table includes deduction of applicable sales charges.

Absent any applicable fee waivers, reimbursements and/or expense limitations, performance would be lower.

As with all mutual funds, past performance (before and after taxes) is not a prediction of future results. Updated performance information is available on our website at [www.transamerica.com/individual/products/mutual-funds/performance/](http://www.transamerica.com/individual/products/mutual-funds/performance/) or by calling 1-888-233-4339.

#### Annual Total Returns (calendar years ended December 31) - Class A



**Average Annual Total Returns (periods ended December 31, 2020)**

	1 Year	Since Inception	Inception Date
Class A			03/01/2018
Return before taxes	14.22%	7.03%	
Return after taxes on distributions	14.12%	5.49%	
Return after taxes on distributions and sale of fund shares	8.65%	5.15%	
Class I (Return before taxes only)	21.17%	9.38%	03/01/2018
Class R6 (Return before taxes only)	21.40%	9.65%	03/01/2018
MSCI EAFE Index (reflects no deduction for fees, expenses or taxes)	8.28%	4.96%	

The after-tax returns are calculated using the historic highest individual federal marginal income tax rates and do not reflect the impact of state and local taxes. Actual after-tax returns may depend on the investor's individual tax situation and may differ from those shown. After-tax returns may not be relevant if the investment is made through a tax-exempt or tax-deferred account, such as a 401(k) plan.

**After-tax returns are presented for only one class, and returns for other classes are presented before taxes only and will vary.**

**Management:**

*Investment Manager:* Transamerica Asset Management, Inc.

*Sub-Adviser:* TDAM USA Inc.

*Portfolio Managers:*

Alfred Li, CFA	Portfolio Manager	since 2018
Jeff Tiefenbach, CFA	Portfolio Manager	since 2018

**Purchase and Sale of Fund Shares:** You may purchase, exchange or redeem shares of the fund on any day the New York Stock Exchange is open for business, online or through our website at [www.transamerica.com](http://www.transamerica.com), by mail to Transamerica Fund Services, Inc., P.O. Box 219945, Kansas City, MO 64121-9945, by telephone at 1-888-233-4339, by overnight mail to Transamerica Fund Services, Inc., 330 W. 9th Street, Kansas City, MO 64105 or through a financial intermediary.

Class R6 shares are intended for purchase by participants in certain retirement plans such as 401(k) plans, 457 plans, employer-sponsored 403(b) plans, profit sharing and money purchase plans, defined-benefit plans, non-qualified deferred compensation plans, IRAs and participants in certain health savings plans and health savings accounts under Section 223 of the Internal Revenue Code (eligible plans). Class R6 shares are available only when a plan's recordkeeper or financial service firm serving as an intermediary has an agreement with Transamerica Funds, and in such eligible plans where Class R6 shares are held on the books of the funds through omnibus or Network Level 3 accounts (either at the plan level or at the level of the financial service firm serving as an intermediary).

The minimum initial purchase for Class A and C shares is \$1,000; the minimum subsequent investment is \$50. The minimum initial purchase for payroll deduction and automatic investment plans is \$500; the minimum subsequent investment is \$50 per monthly fund account investment. The minimum investment for Class I shares is \$1,000,000. There is no

The fund does not currently offer Class C shares.

**Tax Information:** Fund distributions may be taxable as ordinary income, qualified dividend income, or capital gains, except when your investment is in an IRA, 401(k) or other tax-advantaged investment plan. In that case, you may be taxed when you take a distribution from such plan, depending on the type of plan, the circumstances of your distribution and other factors.

**Payments to Broker-Dealers and Other Financial Intermediaries:** If you purchase the fund through a broker-dealer or other financial intermediary, the fund and/or its affiliates may pay the intermediary for the sale of fund shares and related services. These payments may create a conflict of interest by influencing the broker-dealer or other intermediary and your salesperson to recommend the fund over another investment. Ask your salesperson or visit your financial intermediary's website for more information.

minimum investment for eligible plans investing in  
Class R6 shares.

## Transamerica International Small Cap Value

**Investment Objective:** Seeks maximum long-term total return.

### Fees and Expenses:

This table describes the fees and expenses that you may pay if you buy, hold and sell shares of the fund. **You may pay other fees, such as brokerage commissions and other fees to financial intermediaries, which are not reflected in the tables and examples below.**

#### Shareholder Fees (fees paid directly from your investment)

	Class I
Maximum sales charge (load) imposed on purchases (as a percentage of offering price)	None
Maximum deferred sales charge (load) (as a percentage of purchase price or redemption proceeds, whichever is lower)	None

#### Annual Fund Operating Expenses (expenses that you pay each year as a percentage of the value of your investment)

Management fees	0.94%
Distribution and service (12b-1) fees	None
Other expenses	0.17%
Total annual fund operating expenses	1.11%

**Example:** This Example is intended to help you compare the cost of investing in the fund with the cost of investing in other mutual funds.

The Example assumes that you invest \$10,000 in the fund for the time periods indicated and then redeem all shares at the end of those periods (unless otherwise indicated). The Example also assumes that your investment has a 5% return each year and that the fund's operating expenses remain the same. Although your actual costs may be higher or lower, based on these assumptions your costs would be:

#### If the shares are redeemed at the end of each period:

	1 year	3 years	5 years	10 years
Class I	\$ 113	\$ 353	\$ 612	\$ 1,352

#### If the shares are not redeemed:

	1 year	3 years	5 years	10 years
Class I	\$ 113	\$ 353	\$ 612	\$ 1,352

**Portfolio Turnover:** The fund pays transaction costs, such as commissions, when it buys and sells securities (or "turns over" its portfolio). A higher portfolio turnover rate may indicate higher transaction costs and may result in higher taxes when fund shares are held in a taxable account. These costs, which are not reflected in annual fund operating expenses or in the Example, affect the fund's performance.

During the most recent fiscal year, the portfolio turnover rate for the fund was 30% of the average value of its portfolio.

**Principal Investment Strategies:** The fund's sub-adviser, Thompson, Siegel & Walmsley LLC (the "sub-adviser"), invests under normal circumstances, at least 80% of the fund's net assets (plus the amount of borrowings, if any, for investment purposes) in small-capitalization companies ("small-cap companies"). The sub-adviser considers small-cap companies to be those with market

capitalizations within the range of the fund's benchmark, the MSCI EAFE Small Cap Index, at the time of investment (between \$200 million and \$8 billion). The fund primarily invests in equity securities of small-cap companies located outside the United States. The sub-adviser seeks stocks that it believes are undervalued. The sub-adviser expects capital growth to be the predominant component of the fund's total return.

Generally, the fund will invest primarily in common stocks of companies listed on foreign securities exchanges, but it may also invest in depositary receipts including American Depositary Receipts ("ADRs"), Global Depositary Receipts ("GDRs") and European Depositary Receipts ("EDRs"). Although the fund will emphasize small-cap companies, it may invest in companies of varying sizes as measured by assets, sales or market capitalization. The fund will invest primarily in securities of companies domiciled in developed markets, but may invest up to 25% of its net assets in securities of companies in emerging markets. The sub-adviser seeks to diversify the fund's investments around the world and within markets in an effort to moderate specific country and currency risks.

The sub-adviser employs a relative value process utilizing a combination of quantitative and qualitative methods based on a four-factor valuation screen designed to outperform the MSCI Europe, Australasia and Far East ("EAFE") Small Cap Index. The sub-adviser also performs rigorous fundamental analysis. The fund's portfolio is typically composed of approximately 80-120 securities as a result of this process. Value stocks as a group may be out of favor and underperform the overall equity market for a long period of time, for example, while the market favors "growth" stocks.

The sub-adviser employs a consistent sell discipline, regularly reviewing the investment thesis and valuation for each stock and selling those where the catalyst is no longer valid or where another stock presents a significantly better combination of risk and expected reward. The sub-adviser trims and reviews for elimination any stock that suffers a significant negative earnings revision and eliminates any stock whose market capitalization reaches twice the maximum market cap of the fund's benchmark, the MSCI EAFE Small Cap Index.

**Principal Risks:** Risk is inherent in all investing. Many factors and risks affect the fund's performance, including those described below. The value of your investment in the fund, as well as the amount of return you receive on your investment, may fluctuate significantly day to day and over time. You may lose part or all of your investment in the fund or your investment may not perform as well as other similar investments. The following is a summary description of principal risks (in alphabetical order after certain key risks) of investing in the fund. An investment in the fund is not a bank deposit and is not insured or guaranteed by the Federal Deposit Insurance Corporation or any other government agency. **You may lose money if you invest in this fund.**

**Market** – The market values of the fund's securities and other assets will fluctuate, sometimes sharply and unpredictably, due to changes in general market conditions, overall economic trends or

events, governmental actions or interventions, actions taken by the U.S. Federal Reserve or foreign central banks, political developments, investor sentiment, public health emergencies such as a pandemic, and other factors that may or may not be related to the issuer of the security or other asset. The market prices of securities and other assets also may go down due to events or conditions that affect particular sectors, industries or issuers. Adverse market conditions may be prolonged and may not have the same impact on all types of securities or other assets.

Economies and financial markets throughout the world are increasingly interconnected. Economic, financial or political events, trading and tariff arrangements, public health events, terrorism, technology and data interruptions, natural disasters, and other circumstances in one or more countries or regions could be highly disruptive to, and have profound impacts on, global economies or markets. As a result, whether or not the fund invests in securities of issuers located in or with significant exposure to the countries directly affected, the value and liquidity of the fund's investments may go down.

The COVID-19 pandemic has caused substantial market disruption around the world, including the U.S. There have been periods of extreme volatility, and periods where there have been no buyers for certain securities, including U.S. Treasury securities. Some sectors of the economy and individual issuers have experienced particularly large losses. The pandemic has reduced liquidity of particular investments and asset classes; resulted in significant disruptions to business operations, including business closures; strained healthcare systems; disrupted supply chains, consumer demand and employee availability; and restricted travel. These conditions may continue for an extended period of time, or worsen. The pandemic may result in a sustained domestic or global economic downturn or recession. Developing or emerging market countries may be more adversely impacted. The ultimate economic fallout from the pandemic, and the long-term impact on economies, markets, industries and individual issuers, are not known.

The U.S. government and the Federal Reserve, as well as certain foreign governments and central banks, have taken extraordinary actions to support local and global economies and the financial markets in response to the COVID-19 pandemic. These actions have resulted in significant expansion of public debt, including in the U.S. The long-term consequences of this level of public debt are not known. In addition, certain interest rates have been reduced to very low levels. This and other government intervention into the economy and financial markets to address the pandemic may not work as intended, particularly if the efforts are perceived by investors as being unlikely to achieve the desired results.

The COVID-19 pandemic could continue to adversely affect the value and liquidity of the fund's investments, impair the fund's ability to satisfy redemption requests, and negatively impact the fund's performance.

**Value Investing** – The prices of securities the sub-adviser believes are undervalued may not appreciate as anticipated or may go down. The value approach to investing involves the risk that stocks may remain undervalued, undervaluation may become more severe, or perceived undervaluation may actually represent intrinsic

value. Value stocks as a group may be out of favor and underperform the overall equity market for a long period of time, for example, while the market favors "growth" stocks.

**Small Capitalization Companies** – The fund will be exposed to additional risks as a result of its investments in the securities of small capitalization companies. Small capitalization companies may be more at risk than larger capitalization companies because, among other things, they may have limited product lines, operating history, market or financial resources, or because they may depend on limited management groups. Securities of small capitalization companies are generally more volatile than and may underperform larger capitalization companies, may be harder to sell at times and at prices the portfolio managers believe appropriate and may offer greater potential for losses.

**Foreign Investments** – Investing in securities of foreign issuers or issuers with significant exposure to foreign markets involves additional risks. Foreign markets can be less liquid, less regulated, less transparent and more volatile than U.S. markets. The value of the fund's foreign investments may decline, sometimes rapidly or unpredictably, because of factors affecting the particular issuer as well as foreign markets and issuers generally, such as unfavorable or unsuccessful government actions, reduction of government or central bank support, tariffs and trade disruptions, political or financial instability, social unrest or other adverse economic or political developments. Foreign investments may be more difficult to value than investments in U.S. issuers.

**Currency** – The value of a fund's investments in securities denominated in foreign currencies increases or decreases as the rates of exchange between those currencies and the U.S. dollar change. U.S. dollar-denominated securities of foreign issuers may also be affected by currency risk. Currency exchange rates can be volatile and may fluctuate significantly over short periods of time. Currency conversion costs and currency fluctuations could reduce or eliminate investment gains or add to investment losses. A fund may be unable or may choose not to hedge its foreign currency exposure.

**Equity Securities** – Equity securities generally have greater risk of loss than debt securities. Stock markets are volatile and the value of equity securities may go up or down sometimes rapidly and unpredictably. The value of equity securities fluctuates based on real or perceived changes in a company's financial condition, factors affecting a particular industry or industries, and overall market, economic and political conditions. If the market prices of the equity securities owned by the fund fall, the value of your investment in the fund will decline. The fund may lose its entire investment in the equity securities of an issuer.

**Liquidity** – The fund may make investments that are illiquid or that become illiquid after purchase. Illiquid investments can be difficult to value, may trade at a discount from comparable, more liquid investments, and may be subject to wide fluctuations in value. If the fund is forced to sell an illiquid investment to meet redemption requests or other cash needs, the fund may be forced to sell at a substantial loss or may not be able to sell at all. Liquidity of particular investments, or even entire asset classes, including U.S. Treasury securities, can deteriorate rapidly, particularly during times of market turmoil, and those investments may be difficult or impossible for the fund to sell. This may prevent the fund from limiting losses.

**Valuation** – The sales price the fund could receive for any particular portfolio investment may differ from the fund's valuation of the investment, particularly for securities that trade in thin or volatile markets, that are priced based upon valuations provided by third-party pricing services that use matrix or evaluated pricing systems, or that are valued using a fair value methodology. These differences may increase significantly and affect fund investments more broadly during periods of market volatility. Investors who purchase or redeem fund shares on days when the fund is holding fair-valued securities may receive fewer or more shares or lower or higher redemption proceeds than they would have received if the fund had not fair-valued securities or had used a different valuation methodology.

**Focused Investing** – To the extent the fund invests in a limited number of countries, regions, sectors, industries or market segments, in a limited number of issuers, or in issuers in related businesses or that are subject to related operating risks, the fund will be more susceptible to negative events affecting those countries, regions, sectors, industries, segments or issuers, and the value of its shares may be more volatile than if it invested more widely.

**Management** – The value of your investment may go down if the investment manager's or sub-adviser's judgments and decisions are incorrect or otherwise do not produce the desired results, or if the fund's investment strategy does not work as intended. You may also suffer losses if there are imperfections, errors or limitations in the quantitative, analytic or other tools, resources, information and data used, investment techniques applied, or the analyses employed or relied on, by the investment manager or sub-adviser, if such tools, resources, information or data are used incorrectly or otherwise do not work as intended, or if the investment manager's or sub-adviser's investment style is out of favor or otherwise fails to produce the desired results. Any of these things could cause the fund to lose value or its results to lag relevant benchmarks or other funds with similar objectives.

**Active Trading** – The fund may purchase and sell securities without regard to the length of time held. Active trading may be more pronounced during periods of market volatility, may have a negative impact on performance by increasing transaction costs and may generate greater amounts of short-term capital gains.

**Depository Receipts** – Depository receipts are generally subject to the same risks as are the foreign securities that they evidence or into which they may be converted, and they may be less liquid than the underlying shares in their primary trading market. Holders of depository receipts may have limited voting rights, and investment restrictions in certain countries may adversely impact the value of depository receipts because such restrictions may limit the ability to convert equity shares into depository receipts and vice versa.

**Emerging Markets** – Investments in securities of issuers located or doing business in emerging markets are subject to heightened foreign investments risks and may experience rapid and extreme changes in value. Emerging market countries tend to have less developed and less stable economic, political and legal systems and regulatory and accounting standards, may have policies that restrict investment by foreigners or that prevent foreign investors such as the fund from withdrawing their money at will, and are

more likely to experience nationalization, expropriation and confiscatory taxation. In addition, emerging market securities may have low trading volumes and may be or become illiquid.

**Large Shareholder** – A significant portion of the fund's shares may be owned by other funds sponsored by Transamerica. Transactions by these funds may be disruptive to the management of the fund. For example, the fund may experience large redemptions and could be required to sell securities at a time when it may not otherwise desire to do so. Such transactions may increase the fund's brokerage and/or other transaction costs. In addition, sizeable redemptions could cause the fund's total expenses to increase.

**Performance:** The bar chart and the table below provide some indication of the risks of investing in the fund. The bar chart shows how the fund's performance has varied from year to year. The table shows how the fund's average annual total returns for different periods compare to the returns of a broad measure of market performance.

As with all mutual funds, past performance (before and after taxes) is not a prediction of future results. Updated performance information is available on our website at [www.transamerica.com/individual/products/mutual-funds/performance/](http://www.transamerica.com/individual/products/mutual-funds/performance/) or by calling 1-888-233-4339.

#### Annual Total Returns (calendar years ended December 31) - Class I



	Quarter Ended	Return
Best Quarter:	6/30/2020	18.55%
Worst Quarter:	3/31/2020	-27.61%

#### Average Annual Total Returns (periods ended December 31, 2020)

	1 Year	5 Years	Since Inception	Inception Date
Class I				01/04/2013
Return before taxes	8.92%	8.17%	8.29%	
Return after taxes on distributions	8.82%	7.45%	7.49%	
Return after taxes on distributions and sale of fund shares	5.62%	6.42%	6.57%	
MSCI EAFE Small Cap Index Gross (reflects no deduction for fees, expenses or taxes)	12.75%	9.81%	9.96%	

The after-tax returns are calculated using the historic highest individual federal marginal income tax rates and do not reflect the impact of state and local taxes. Actual after-tax returns may depend on the investor's individual tax situation and may differ from those shown. After-tax returns may not be relevant if the investment is made through a tax-exempt or tax-deferred account, such as a 401(k) plan.

**Management:**

*Investment Manager:* Transamerica Asset Management, Inc.

*Sub-Adviser:* Thompson, Siegel & Walmsley LLC

*Portfolio Managers:*

Brandon H. Harrell, CFA	Portfolio Manager	since 2013
Stedman D. Oakey, CFA	Portfolio Manager	since 2013

**Purchase and Sale of Fund Shares:** You may purchase, exchange or redeem shares of the fund on any day the New York Stock Exchange is open for business, online or through our website at [www.transamerica.com](http://www.transamerica.com), by mail to Transamerica Fund Services, Inc., P.O. Box 219945, Kansas City, MO 64121-9945, by telephone at 1-888-233-4339, by overnight mail to Transamerica Fund Services, Inc., 330 W. 9th Street, Kansas City, MO 64105 or through a financial intermediary. The minimum investment for Class I shares is \$1,000,000.

**Tax Information:** Fund distributions may be taxable as ordinary income, qualified dividend income, or capital gains, except when your investment is in an IRA, 401(k) or other tax-advantaged investment plan. In that case, you may be taxed when you take a distribution from such plan, depending on the type of plan, the circumstances of your distribution and other factors.

**Payments to Broker-Dealers and Other Financial Intermediaries:** If you purchase the fund through a broker-dealer or other financial intermediary, the fund and/or its affiliates may pay the intermediary for the sale of fund shares and related services. These payments may create a conflict of interest by influencing the broker-dealer or other intermediary and your salesperson to recommend the fund over another investment. Ask your salesperson or visit your financial intermediary's website for more information.



## Transamerica International Stock

**Investment Objective:** Seeks capital appreciation.

**Fees and Expenses:** This table describes the fees and expenses that you may pay if you buy, hold and sell shares of the fund. **You may pay other fees, such as brokerage commissions and other fees to financial intermediaries, which are not reflected in the tables and examples below.**

You may qualify for sales charge discounts if you and your family invest, or agree to invest in the future, at least \$50,000 in Transamerica Funds. More information about these and other discounts is available from your financial professional, in the “Waivers and Reductions of Sales Charges” section of the fund’s prospectus, in the Appendix – “Waivers and Discounts Available from Intermediaries,” and in the fund’s statement of additional information (SAI) under the heading “Purchase of Shares.”

### Shareholder Fees (fees paid directly from your investment)

Class:	A	I	R6
Maximum sales charge (load) imposed on purchases (as a percentage of offering price)	5.50%	None	None
Maximum deferred sales charge (load) (as a percentage of purchase price or redemption proceeds, whichever is lower)	None	None	None

<sup>1</sup> Purchases of Class A shares in amounts of \$1 million or more that are not subject to an initial sales charge may be subject to a 1.00% contingent deferred sales charge if those shares are redeemed within 24 months of their purchase.

### Annual Fund Operating Expenses (expenses that you pay each year as a percentage of the value of your investment)

Class:	A	I	R6
Management fees	0.70%	0.70%	0.70%
Distribution and service (12b-1) fees	0.25%	None	None
Other expenses	0.30%	0.33%	0.25%
<i>Recaptured expense</i>	<i>0.05%</i>	<i>0.00%</i>	<i>0.02%</i> <sup>1</sup>
<i>All other expenses</i>	<i>0.25%</i>	<i>0.33%</i>	<i>0.23%</i>
Acquired fund fees and expenses <sup>2</sup>	0.01%	0.01%	0.01%
Total annual fund operating expenses	1.26%	1.04%	0.96%
Fee waiver and/or expense reimbursement <sup>3</sup>	0.00%	0.03%	0.00%
Total annual fund operating expenses after fee waiver and/or expense reimbursement	1.26%	1.01%	0.96%

<sup>1</sup> Recaptured expense has been restated to reflect expenses expected to be incurred during the current fiscal year.

<sup>2</sup> Acquired fund fees and expenses reflect the fund’s pro rata share of the fees and expenses incurred by investing in other investment companies. Acquired fund fees and expenses are not included in the calculation of the ratios of expenses to average net assets shown in the Financial Highlights section of the fund’s prospectus.

<sup>3</sup> Contractual arrangements have been made with the fund’s investment manager, Transamerica Asset Management, Inc. (“TAM”), through March 1, 2022 to waive fees and/or reimburse fund expenses to the extent that total annual fund operating expenses exceed 1.25% for Class A shares, 1.00% for Class I shares and 0.95% for Class R6 shares, excluding, as applicable, acquired fund fees and expenses, interest, taxes, brokerage commissions, dividend and interest expenses on securities sold short, extraordinary expenses and other expenses not incurred in the ordinary course of the fund’s business. These arrangements cannot be terminated prior to March 1, 2022 without the Board of Trustees’ consent. TAM is permitted to recapture amounts waived and/or reimbursed to a class during any of the 36 months from the date on which

TAM waived fees and/or reimbursed expenses for the class if the class’ total annual fund operating expenses have fallen to a level below the limits described above. In no case will TAM recapture any amount that would result, on any particular business day of the fund, in the class’ total annual operating expenses exceeding the applicable limits described above or any other lower limit then in effect.

**Example:** This Example is intended to help you compare the cost of investing in the fund with the cost of investing in other mutual funds.

The Example assumes that you invest \$10,000 in the fund for the time periods indicated and then redeem all shares at the end of those periods (unless otherwise indicated). The Example also assumes that your investment has a 5% return each year and that the fund’s operating expenses remain the same. Only the 1 year dollar amount shown below reflects TAM’s agreement to waive fees and/or reimburse fund expenses. Although your actual costs may be higher or lower, based on these assumptions your costs would be:

### If the shares are redeemed at the end of each period:

	1 year	3 years	5 years	10 years
Class A	\$ 671	\$ 928	\$ 1,204	\$ 1,989
Class I	\$ 103	\$ 328	\$ 571	\$ 1,268
Class R6	\$ 98	\$ 306	\$ 531	\$ 1,178

### If the shares are not redeemed:

	1 year	3 years	5 years	10 years
Class A	\$ 671	\$ 928	\$ 1,204	\$ 1,989
Class I	\$ 103	\$ 328	\$ 571	\$ 1,268
Class R6	\$ 98	\$ 306	\$ 531	\$ 1,178

**Portfolio Turnover:** The fund pays transaction costs, such as commissions, when it buys and sells securities (or “turns over” its portfolio). A higher portfolio turnover rate may indicate higher transaction costs and may result in higher taxes when fund shares are held in a taxable account. These costs, which are not reflected in annual fund operating expenses or in the Example, affect the fund’s performance.

During the most recent fiscal year, the portfolio turnover rate for the fund was 49% of the average value of its portfolio.

**Principal Investment Strategies:** The fund invests, under normal market conditions, at least 80% of its net assets (plus the amount of borrowings, if any, for investment purposes) in equity securities of companies economically tied to countries outside of the U.S. Equity securities include common and preferred stocks, warrants or rights exercisable into common or preferred stock, convertible preferred stock, American Depositary Receipts (“ADRs”), Global Depositary Receipts (“GDRs”) and European Depositary Receipts (“EDRs”). Issuers considered to be economically tied to countries outside of the U.S. include, without limitation: (1) an issuer organized under the laws of or maintaining a principal office or principal place(s) of business outside of the U.S.; (2) an issuer of securities that are principally traded in one or more markets outside the U.S.; (3) an issuer that derives or is currently expected to derive 50% or more of its total sales, revenues, profits, earnings,

growth, or another measure of economic activity  
from, the production or

sale of goods or performance of services or making of investments or other economic activity in, one or more countries outside of the U.S., or that maintains or is currently expected to maintain 50% or more of its employees, assets, investments, operations, or other business activity outside of the U.S.; (4) a governmental or quasi-governmental entity of a country outside of the U.S.; (5) an issuer of securities that has been classified as non-U.S. by MSCI; or (6) if not covered by MSCI, an issuer of securities that the sub-adviser reasonably believes would be classified as non-U.S. by MSCI, based on MSCI's classification methodology. The fund's sub-adviser, ClariVest Asset Management LLC (the "sub-adviser"), may consider any one of the six factors when making a determination whether an issuer is "economically tied" to a country outside of the U.S.

In selecting securities for the fund, the fund's sub-adviser utilizes quantitative tools (including an internally developed algorithm) and qualitative analysis in a "bottom-up" investment process to help identify securities that it believes can improve the fund from a risk-reward perspective, with an emphasis on companies that the sub-adviser views as exhibiting characteristics of accelerating growth, favorable valuation, or both. The sub-adviser constructs a portfolio that seeks to maximize expected return, subject to constraints designed to meet long-run expected active risk goals.

The fund may invest in exchange-traded funds ("ETFs") in order to equitize cash positions, seek exposure to certain markets or market sectors and to hedge against certain market movements. The fund generally sells securities when they no longer meet the sub-adviser's investment criteria and/or to take advantage of what are believed by the sub-adviser to be more attractive investment opportunities.

The fund's benchmark is the MSCI EAFE Index, which measures large- and mid-cap equity performance across 21 of 23 developed countries, excluding the U.S. and Canada.

**Principal Risks:** Risk is inherent in all investing. Many factors and risks affect the fund's performance, including those described below. The value of your investment in the fund, as well as the amount of return you receive on your investment, may fluctuate significantly day to day and over time. You may lose part or all of your investment in the fund or your investment may not perform as well as other similar investments. The following is a summary description of principal risks (in alphabetical order after certain key risks) of investing in the fund. An investment in the fund is not a bank deposit and is not insured or guaranteed by the Federal Deposit Insurance Corporation or any other government agency. **You may lose money if you invest in this fund.**

**Market** – The market values of the fund's securities and other assets will fluctuate, sometimes sharply and unpredictably, due to changes in general market conditions, overall economic trends or events, governmental actions or interventions, actions taken by the U.S. Federal Reserve or foreign central banks, political developments, investor sentiment, public health emergencies such as a pandemic, and other factors that may or may not be related to the issuer of the security or other asset. The market prices of securities and other assets also may go down due to events or conditions that

affect particular sectors, industries or issuers. Adverse market conditions may be prolonged and may not have the same impact on all types of securities or other assets.

Economies and financial markets throughout the world are increasingly interconnected. Economic, financial or political events, trading and tariff arrangements, public health events, terrorism, technology and data interruptions, natural disasters, and other circumstances in one or more countries or regions could be highly disruptive to, and have profound impacts on, global economies or markets. As a result, whether or not the fund invests in securities of issuers located in or with significant exposure to the countries directly affected, the value and liquidity of the fund's investments may go down.

The COVID-19 pandemic has caused substantial market disruption around the world, including the U.S. There have been periods of extreme volatility, and periods where there have been no buyers for certain securities, including U.S. Treasury securities. Some sectors of the economy and individual issuers have experienced particularly large losses. The pandemic has reduced liquidity of particular investments and asset classes; resulted in significant disruptions to business operations, including business closures; strained healthcare systems; disrupted supply chains, consumer demand and employee availability; and restricted travel. These conditions may continue for an extended period of time, or worsen. The pandemic may result in a sustained domestic or global economic downturn or recession. Developing or emerging market countries may be more adversely impacted. The ultimate economic fallout from the pandemic, and the long-term impact on economies, markets, industries and individual issuers, are not known.

The U.S. government and the Federal Reserve, as well as certain foreign governments and central banks, have taken extraordinary actions to support local and global economies and the financial markets in response to the COVID-19 pandemic. These actions have resulted in significant expansion of public debt, including in the U.S. The long-term consequences of this level of public debt are not known. In addition, certain interest rates have been reduced to very low levels. This and other government intervention into the economy and financial markets to address the pandemic may not work as intended, particularly if the efforts are perceived by investors as being unlikely to achieve the desired results.

The COVID-19 pandemic could continue to adversely affect the value and liquidity of the fund's investments, impair the fund's ability to satisfy redemption requests, and negatively impact the fund's performance.

**Equity Securities** – Equity securities generally have greater risk of loss than debt securities. Stock markets are volatile and the value of equity securities may go up or down sometimes rapidly and unpredictably. The value of equity securities fluctuates based on real or perceived changes in a company's financial condition, factors affecting a particular industry or industries, and overall market, economic and political conditions. If the market prices of the equity securities owned by the fund fall, the value of your investment in the fund will decline. The fund may lose its entire investment in the equity securities of an issuer.

**Large Capitalization Companies** – The fund's investments in large capitalization companies may underperform other segments of the market because they may be less responsive to competitive challenges and opportunities and unable to attain high growth rates during periods of economic expansion.

**Foreign Investments** – Investing in securities of foreign issuers or issuers with significant exposure to foreign markets involves additional risks. Foreign markets can be less liquid, less regulated, less transparent and more volatile than U.S. markets. The value of the fund's foreign investments may decline, sometimes rapidly or unpredictably, because of factors affecting the particular issuer as well as foreign markets and issuers generally, such as unfavorable or unsuccessful government actions, reduction of government or central bank support, tariffs and trade disruptions, political or financial instability, social unrest or other adverse economic or political developments. Foreign investments may be more difficult to value than investments in U.S. issuers.

**Model and Data** – If quantitative models, algorithms or calculations (whether proprietary and developed by the sub-adviser or supplied by third parties) ("Models") or information or data supplied by third parties ("Data") prove to be incorrect or incomplete, any decisions made, in whole or part, in reliance thereon expose the fund to additional risks. Models can be predictive in nature. The use of predictive Models has inherent risks. The success of relying on or otherwise using Models depends on a number of factors, including the validity, accuracy and completeness of the Model's development, implementation and maintenance, the Model's assumptions, factors, algorithms and methodologies, and the accuracy and reliability of the supplied historical or other Data. Models rely on, among other things, correct and complete Data inputs. If incorrect Data is entered into even a well-founded Model, the resulting information will be incorrect. However, even if Data is input correctly, Model prices may differ substantially from market prices, especially for securities with complex characteristics. Investments selected with the use of Models may perform differently than expected as a result of the design of the Model, inputs into the Model or other factors. There also can be no assurance that the use of Models will result in effective investment decisions for the fund.

**Currency** – The value of a fund's investments in securities denominated in foreign currencies increases or decreases as the rates of exchange between those currencies and the U.S. dollar change. U.S. dollar-denominated securities of foreign issuers may also be affected by currency risk. Currency exchange rates can be volatile and may fluctuate significantly over short periods of time. Currency conversion costs and currency fluctuations could reduce or eliminate investment gains or add to investment losses. A fund may be unable or may choose not to hedge its foreign currency exposure.

**Value Investing** – The prices of securities the sub-adviser believes are undervalued may not appreciate as anticipated or may go down. The value approach to investing involves the risk that stocks may remain undervalued, undervaluation may become more severe, or perceived undervaluation may actually represent intrinsic value. Value stocks as a group may be out of favor and underperform the overall equity market for a long period of time, for example, while the market favors "growth" stocks.

**Management** – The value of your investment may go down if the investment manager's or sub-adviser's judgments and decisions are incorrect or otherwise do not produce the desired results, or if the fund's investment strategy does not work as intended. You may also suffer losses if there are imperfections, errors or limitations in the quantitative, analytic or other tools, resources, information and data used, investment techniques applied, or the analyses employed or relied on, by the investment manager or sub-adviser, if such tools, resources, information or data are used incorrectly or otherwise do not work as intended, or if the investment manager's or sub-adviser's investment style is out of favor or otherwise fails to produce the desired results. Any of these things could cause the fund to lose value or its results to lag relevant benchmarks or other funds with similar objectives.

**Active Trading** – The fund may purchase and sell securities without regard to the length of time held. Active trading may be more pronounced during periods of market volatility, may have a negative impact on performance by increasing transaction costs and may generate greater amounts of short-term capital gains.

**Depository Receipts** – Depository receipts are generally subject to the same risks as are the foreign securities that they evidence or into which they may be converted, and they may be less liquid than the underlying shares in their primary trading market. Holders of depository receipts may have limited voting rights, and investment restrictions in certain countries may adversely impact the value of depository receipts because such restrictions may limit the ability to convert equity shares into depository receipts and vice versa.

**Growth Stocks** – Returns on growth stocks may not move in tandem with returns on other categories of stocks or the market as a whole. Growth stocks typically are particularly sensitive to market movements and may involve larger price swings because their market prices tend to reflect future expectations. When it appears those expectations may not be met, the prices of growth securities typically fall. Growth stocks as a group may be out of favor and underperform the overall equity market for a long period of time, for example, while the market favors "value" stocks.

**Large Shareholder** – A significant portion of the fund's shares may be owned by other funds sponsored by Transamerica. Transactions by these funds may be disruptive to the management of the fund. For example, the fund may experience large redemptions and could be required to sell securities at a time when it may not otherwise desire to do so. Such transactions may increase the fund's brokerage and/or other transaction costs. In addition, sizeable redemptions could cause the fund's total expenses to increase.

**Liquidity** – The fund may make investments that are illiquid or that become illiquid after purchase. Illiquid investments can be difficult to value, may trade at a discount from comparable, more liquid investments, and may be subject to wide fluctuations in value. If the fund is forced to sell an illiquid investment to meet redemption requests or other cash needs, the fund may be forced to sell at a substantial loss or may not be able to sell at all. Liquidity of particular investments, or even entire asset classes, including U.S. Treasury securities, can deteriorate rapidly, particularly during times of market turmoil, and those investments may be difficult or impossible for the fund to sell. This may prevent the fund from limiting losses.

**Medium Capitalization Companies** – Investing in medium capitalization companies involves greater risk than is customarily associated with more established companies. Securities of medium capitalization companies may underperform larger capitalization companies, may be harder to sell at times and at prices the portfolio managers believe appropriate and may offer greater potential for losses.

**Preferred Stock** – Preferred stock's right to dividends and liquidation proceeds is junior to the rights of a company's debt securities. The value of preferred stock may be subject to factors that affect fixed income and equity securities. The value of preferred stock tends to vary more with fluctuations in the underlying common stock and less with fluctuations in interest rates and tends to exhibit greater volatility.

**Small Capitalization Companies** – The fund will be exposed to additional risks as a result of its investments in the securities of small capitalization companies. Small capitalization companies may be more at risk than larger capitalization companies because, among other things, they may have limited product lines, operating history, market or financial resources, or because they may depend on limited management groups. Securities of small capitalization companies are generally more volatile than and may underperform larger capitalization companies, may be harder to sell at times and at prices the portfolio managers believe appropriate and may offer greater potential for losses.

**Underlying Exchange-Traded Funds** – To the extent the fund invests its assets in underlying ETFs, its ability to achieve its investment objective will depend in part on the performance of the underlying ETFs in which it invests. Investing in underlying ETFs subjects the fund to the risks of investing in the underlying securities or assets held by those ETFs. Each of the underlying ETFs in which the fund may invest has its own investment risks, and those risks can affect the value of the underlying ETFs' shares and therefore the value of the fund's investments. There can be no assurance that the investment objective of any underlying ETF will be achieved. In addition, the fund will bear a pro rata portion of the operating expenses of the underlying ETFs in which it invests.

**Valuation** – The sales price the fund could receive for any particular portfolio investment may differ from the fund's valuation of the investment, particularly for securities that trade in thin or volatile markets, that are priced based upon valuations provided by third-party pricing services that use matrix or evaluated pricing systems, or that are valued using a fair value methodology. These differences may increase significantly and affect fund investments more broadly during periods of market volatility. Investors who purchase or redeem fund shares on days when the fund is holding fair-valued securities may receive fewer or more shares or lower or higher redemption proceeds than they would have received if the fund had not fair-valued securities or had used a different valuation methodology.

**Warrants and Rights** – Warrants and rights may be considered more speculative than certain other types of investments because they do not entitle a holder to the dividends or voting rights for the securities that may be purchased, and they do not represent any rights in the assets of the issuing company. If the

warrant is not exercised before the expiration date, it generally expires without any value and the fund will lose any amount it paid for the warrant.

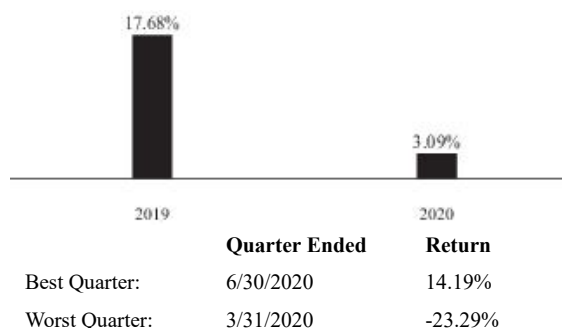
**Performance:** The bar chart and the table below provide some indication of the risks of investing in the fund. The bar chart shows how the fund's performance has varied from year to year. The table shows how the fund's average annual total returns for different periods compare to the returns of a broad measure of market performance.

The bar chart does not reflect the impact of sales charges, which, if reflected, would lower the returns. The table includes deduction of applicable sales charges.

Absent any applicable fee waivers and/or expense limitations, performance would be lower.

As with all mutual funds, past performance (before and after taxes) is not a prediction of future results. Updated performance information is available on our website at [www.transamerica.com/individual/products/mutual-funds/performance/](http://www.transamerica.com/individual/products/mutual-funds/performance/) or by calling 1-888-233-4339.

#### Annual Total Returns (calendar years ended December 31) - Class A



#### Average Annual Total Returns (periods ended December 31, 2020)

	1 Year	Since Inception	Inception Date
Class A			09/28/2018
Return before taxes	-2.60%	-1.44%	
Return after taxes on distributions	-2.74%	-1.51%	
Return after taxes on distributions and sale of fund shares	-1.23%	-1.04%	
Class I (Return before taxes only)	3.41%	1.33%	09/28/2018
Class R6 (Return before taxes only)	3.41%	1.33%	09/28/2018
MSCI EAFE Index (reflects no deduction for fees, expenses or taxes)	8.28%	6.58%	

The after-tax returns are calculated using the historic highest individual federal marginal income tax rates and do not reflect the impact of state and local taxes. Actual after-tax returns may depend on the investor's individual tax situation and may differ from those shown. After-tax returns may not be relevant if the investment is made through a tax-exempt or tax-deferred account, such as a 401(k) plan.

**After-tax returns are presented for only one class, and returns for other classes are presented before taxes only and will vary.**

**Management:**

*Investment Manager:* Transamerica Asset Management, Inc.

*Sub-Adviser:* ClariVest Asset Management LLC

*Portfolio Managers:*

David R. Vaughn, CFA	Lead Portfolio Manager	since 2018
Priyanshu Mutreja, CFA	Portfolio Manager	since 2018
Alex Turner, CFA	Portfolio Manager	since 2018
Gashi Zengeni, CFA	Assistant Portfolio Manager	since 2020

**Purchase and Sale of Fund Shares:** You may purchase, exchange or redeem shares of the fund on any day the New York Stock Exchange is open for business, online or through our website at [www.transamerica.com](http://www.transamerica.com), by mail to Transamerica Fund Services, Inc., P.O. Box 219945, Kansas City, MO 64121-9945, by telephone at 1-888-233-4339, by overnight mail to Transamerica Fund Services, Inc., 330 W. 9th Street, Kansas City, MO 64105 or through a financial intermediary.

Class R6 shares are intended for purchase by participants in certain retirement plans such as 401(k) plans, 457 plans, employer-sponsored 403(b) plans, profit sharing and money purchase plans, defined-benefit plans, non-qualified deferred compensation plans, IRAs and participants in certain health savings plans and health savings accounts under Section 223 of the Internal Revenue Code (eligible plans). Class R6 shares are available only when a plan's recordkeeper or financial service firm serving as an intermediary has an agreement with Transamerica Funds, and in such eligible plans where Class R6 shares are held on the books of the funds through omnibus or Network Level 3 accounts (either at the plan level or at the level of the financial service firm serving as an intermediary).

The minimum initial purchase for Class A shares is \$1,000; the minimum subsequent investment is \$50. The minimum initial purchase for payroll deduction and automatic investment plan is \$500; the minimum subsequent investment is \$50 per monthly fund account investment. The minimum investment for Class I shares is \$1,000,000. There is no minimum investment for eligible plans investing in Class R6 shares.

**Tax Information:** Fund distributions may be taxable as ordinary income, qualified dividend income, or capital gains, except when your investment is in an IRA, 401(k) or other tax-advantaged investment plan. In that case, you may be taxed when you take a distribution from such plan, depending on the type of plan, the circumstances of your distribution and other factors.

**Payments to Broker-Dealers and Other Financial Intermediaries:** If you purchase the fund through a broker-dealer or other financial intermediary, the fund and/or its affiliates may pay the intermediary for the sale of fund shares and related services. These payments may create a conflict of interest by influencing the broker-dealer or other intermediary and your salesperson to recommend the fund over another investment. Ask your salesperson or visit your financial intermediary's website for more information.

## Transamerica Large Cap Value

**Investment Objective:** Seeks long-term capital appreciation.

**Fees and Expenses:** This table describes the fees and expenses that you may pay if you buy, hold and sell shares of the fund. **You may pay other fees, such as brokerage commissions and other fees to financial intermediaries, which are not reflected in the tables and examples below.**

You may qualify for sales charge discounts if you and your family invest, or agree to invest in the future, at least \$50,000 in Transamerica Funds. More information about these and other discounts is available from your financial professional, in the “Waivers and Reductions of Sales Charges” section of the fund’s prospectus, in the Appendix – “Waivers and Discounts Available from Intermediaries,” and in the fund’s statement of additional information (SAI) under the heading “Purchase of Shares.”

### Shareholder Fees (fees paid directly from your investment)

	Class:	A	C	I	R6
Maximum sales charge (load) imposed on purchases (as a percentage of offering price)		5.50%	None	None	None
Maximum deferred sales charge (load) (as a percentage of purchase price or redemption proceeds, whichever is lower)		None	1.00%	None	None

<sup>1</sup> Purchases of Class A shares in amounts of \$1 million or more that are not subject to an initial sales charge may be subject to a 1.00% contingent deferred sales charge if those shares are redeemed within 24 months of their purchase. A deferred sales charge on Class A and C shares may apply to certain redemptions of shares purchased by exchange from another Transamerica Fund.

### Annual Fund Operating Expenses (expenses that you pay each year as a percentage of the value of your investment)

	Class:	A	C	I	R6
Management fees <sup>1</sup>		0.59%	0.59%	0.59%	0.59%
Distribution and service (12b-1) fees		0.25%	1.00%	None	None
Other expenses		0.20%	0.21%	0.15%	0.04%
Total annual fund operating expenses		1.04%	1.80%	0.74%	0.63%
Fee waiver and/or expense reimbursement <sup>2</sup>		0.00%	0.00%	0.09%	0.00%

Total annual fund operating expenses after fee waiver and/or expense reimbursement		1.04%	1.80%	0.65%	0.63%
--	--	-------	-------	-------	-------

- Management fees have been restated to reflect a reduction in management fees effective December 1, 2020.
- Contractual arrangements have been made with the fund’s investment manager, Transamerica Asset Management, Inc. (“TAM”), through March 1, 2022 to waive fees and/or reimburse fund expenses to the extent that total annual fund operating expenses exceed 1.15% for Class A shares, 1.90% for Class C shares, 0.83% for Class I shares and 0.72% for Class R6 shares, excluding, as applicable, acquired fund fees and expenses, interest, taxes, brokerage commissions, dividend and interest expenses on securities sold short, extraordinary expenses and other expenses not incurred in the ordinary course of the fund’s business. These arrangements cannot be terminated prior to March 1, 2022 without the Board of Trustees’ consent. TAM is permitted to recapture amounts waived and/or reimbursed to a class during any of the 36 months from the date on which TAM waived fees and/or reimbursed expenses for the class if the class’ total annual fund operating expenses have fallen to a level below the limits described above. In no case will TAM recapture any amount that would result, on any particular business day of the fund, in the

class’ total annual operating expenses exceeding the applicable limits described above or any other lower limit then in effect. In addition, TAM has contractually agreed to reimburse 0.09% of the sub-transfer agency fees on Class I shares through March 1, 2022.

**Example:** This Example is intended to help you compare the cost of investing in the fund with the cost of investing in other mutual funds.

The Example assumes that you invest \$10,000 in the fund for the time periods indicated and then redeem all shares at the end of those periods (unless otherwise indicated). The Example also assumes that your investment has a 5% return each year and that the fund’s operating expenses remain the same. Only the 1 year dollar amount shown below reflects TAM’s agreement to waive fees and/or reimburse fund expenses. Although your actual costs may be higher or lower, based on these assumptions your costs would be:

### If the shares are redeemed at the end of each period:

	1 year	3 years	5 years	10 years
Class A	\$ 650	\$ 863	\$ 1,092	\$ 1,751
Class C	\$ 283	\$ 566	\$ 975	\$ 2,116
Class I	\$ 66	\$ 228	\$ 403	\$ 910
Class R6	\$ 64	\$ 202	\$ 351	\$ 786

### If the shares are not redeemed:

	1 year	3 years	5 years	10 years
Class A	\$ 650	\$ 863	\$ 1,092	\$ 1,751
Class C	\$ 183	\$ 566	\$ 975	\$ 2,116
Class I	\$ 66	\$ 228	\$ 403	\$ 910
Class R6	\$ 64	\$ 202	\$ 351	\$ 786

**Portfolio Turnover:** The fund pays transaction costs, such as commissions, when it buys and sells securities (or “turns over” its portfolio). A higher portfolio turnover rate may indicate higher transaction costs and may result in higher taxes when fund shares are held in a taxable account. These costs, which are not reflected in annual fund operating expenses or in the Example, affect the fund’s performance.

During the most recent fiscal year, the portfolio turnover rate for the fund was 184% of the average value of its portfolio.

### Principal Investment Strategies:

Under normal circumstances, the fund will invest at least 80% of its net assets (plus the amount of borrowings, if any, for investment purposes) in equity securities of large cap companies. The fund considers large cap companies to be companies with capitalizations at the time of investment within the range of companies included in the Russell 1000<sup>®</sup> Index<sup>1</sup>. As of December 31, 2020, the market capitalization range of the Russell 1000<sup>®</sup> Index was between approximately \$600 million and \$2.3 trillion. The fund’s sub-adviser, Rothschild & Co Asset Management US Inc. (the “sub-adviser”), normally focuses primarily on companies with market

<sup>1</sup> “Russell®” and other service marks and trademarks related to the Russell indexes are trademarks of the London Stock Exchange Group companies.

capitalizations greater than \$5 billion. The fund typically holds between 35 and 50 positions. The fund’s benchmark is the Russell 1000® Value Index.

The sub-adviser will employ a relative value approach, combining a quantitative screening tool to identify attractive candidate securities with a bottom-up, fundamental research process to select and weight individual securities. Valuation is assessed by the sub-adviser on both a relative and absolute basis. The sub-adviser generally invests in securities it believes to be attractively valued with the potential to exceed investor expectations and may sell securities that no longer meet the fund’s investment criteria. Value stocks as a group may be out of favor and underperform the overall equity market for a long period of time, for example, while the market favors “growth” stocks.

The fund will generally invest in companies across a variety of industries and sectors. The fund will normally invest primarily in common stock and depositary receipts. The fund may invest up to 20% of its net assets in non-U.S. securities. The sub-adviser considers non-U.S. securities to include issuers organized or located outside the U.S. and/or that trade primarily in a market located outside the U.S. The fund may invest up to 20% of its net assets in small and/or medium capitalization companies.

**Principal Risks:** Risk is inherent in all investing. Many factors and risks affect the fund’s performance, including those described below. The value of your investment in the fund, as well as the amount of return you receive on your investment, may fluctuate significantly day to day and over time. You may lose part or all of your investment in the fund or your investment may not perform as well as other similar investments. The following is a summary description of principal risks (in alphabetical order after certain key risks) of investing in the fund. An investment in the fund is not a bank deposit and is not insured or guaranteed by the Federal Deposit Insurance Corporation or any other government agency. **You may lose money if you invest in this fund.**

**Market** – The market values of the fund’s securities and other assets will fluctuate, sometimes sharply and unpredictably, due to changes in general market conditions, overall economic trends or events, governmental actions or interventions, actions taken by the U.S. Federal Reserve or foreign central banks, political developments, investor sentiment, public health emergencies such as a pandemic, and other factors that may or may not be related to the issuer of the security or other asset. The market prices of securities and other assets also may go down due to events or conditions that affect particular sectors, industries or issuers. Adverse market conditions may be prolonged and may not have the same impact on all types of securities or other assets.

Economies and financial markets throughout the world are increasingly interconnected. Economic, financial or political events, trading and tariff arrangements, public health events, terrorism, technology and data interruptions, natural disasters, and other circumstances in one or more countries or regions could be highly disruptive to, and have profound impacts on, global economies or markets. As a result, whether or not the fund invests in securities of issuers located in or with

The COVID-19 pandemic has caused substantial market disruption around the world, including the U.S. There have been periods of extreme volatility, and periods where there have been no buyers for certain securities, including U.S. Treasury securities. Some sectors of the economy and individual issuers have experienced particularly large losses. The pandemic has reduced liquidity of particular investments and asset classes; resulted in significant disruptions to business operations, including business closures; strained healthcare systems; disrupted supply chains, consumer demand and employee availability; and restricted travel. These conditions may continue for an extended period of time, or worsen. The pandemic may result in a sustained domestic or global economic downturn or recession. Developing or emerging market countries may be more adversely impacted. The ultimate economic fallout from the pandemic, and the long-term impact on economies, markets, industries and individual issuers, are not known.

The U.S. government and the Federal Reserve, as well as certain foreign governments and central banks, have taken extraordinary actions to support local and global economies and the financial markets in response to the COVID-19 pandemic. These actions have resulted in significant expansion of public debt, including in the U.S. The long-term consequences of this level of public debt are not known. In addition, certain interest rates have been reduced to very low levels. This and other government intervention into the economy and financial markets to address the pandemic may not work as intended, particularly if the efforts are perceived by investors as being unlikely to achieve the desired results.

The COVID-19 pandemic could continue to adversely affect the value and liquidity of the fund’s investments, impair the fund’s ability to satisfy redemption requests, and negatively impact the fund’s performance.

**Equity Securities** – Equity securities generally have greater risk of loss than debt securities. Stock markets are volatile and the value of equity securities may go up or down sometimes rapidly and unpredictably. The value of equity securities fluctuates based on real or perceived changes in a company’s financial condition, factors affecting a particular industry or industries, and overall market, economic and political conditions. If the market prices of the equity securities owned by the fund fall, the value of your investment in the fund will decline. The fund may lose its entire investment in the equity securities of an issuer.

**Large Capitalization Companies** – The fund’s investments in large capitalization companies may underperform other segments of the market because they may be less responsive to competitive challenges and opportunities and unable to attain high growth rates during periods of economic expansion.

**Value Investing** – The prices of securities the sub-adviser believes are undervalued may not appreciate as anticipated or may go down. The value approach to investing involves the risk that stocks may remain undervalued, undervaluation may become more severe, or perceived undervaluation may actually represent intrinsic value. Value stocks as a group may be out of favor and underperform the overall equity market for a long



significant exposure to the countries directly affected, the value and liquidity of the fund's investments may go down.

period of time, for example, while the market favors "growth" stocks.

**Focused Investing** – To the extent the fund invests in a limited number of countries, regions, sectors, industries or market segments, in a limited number of issuers, or in issuers in related businesses

or that are subject to related operating risks, the fund will be more susceptible to negative events affecting those countries, regions, sectors, industries, segments or issuers, and the value of its shares may be more volatile than if it invested more widely.

**Small and Medium Capitalization Companies** – The fund will be exposed to additional risks as a result of its investments in the securities of small or medium capitalization companies. Small or medium capitalization companies may be more at risk than large capitalization companies because, among other things, they may have limited product lines, operating history, market or financial resources, or because they may depend on a limited management group. Securities of small and medium capitalization companies may be more volatile than and may underperform large capitalization companies, may be harder to sell at times and at prices the portfolio managers believe appropriate and may offer greater potential for losses.

**Management** – The value of your investment may go down if the investment manager's or sub-adviser's judgments and decisions are incorrect or otherwise do not produce the desired results, or if the fund's investment strategy does not work as intended. You may also suffer losses if there are imperfections, errors or limitations in the quantitative, analytic or other tools, resources, information and data used, investment techniques applied, or the analyses employed or relied on, by the investment manager or sub-adviser, if such tools, resources, information or data are used incorrectly or otherwise do not work as intended, or if the investment manager's or sub-adviser's investment style is out of favor or otherwise fails to produce the desired results. Any of these things could cause the fund to lose value or its results to lag relevant benchmarks or other funds with similar objectives.

**Active Trading** – The fund may purchase and sell securities without regard to the length of time held. Active trading may be more pronounced during periods of market volatility, may have a negative impact on performance by increasing transaction costs and may generate greater amounts of short-term capital gains.

**Currency** – The value of a fund's investments in securities denominated in foreign currencies increases or decreases as the rates of exchange between those currencies and the U.S. dollar change. U.S. dollar-denominated securities of foreign issuers may also be affected by currency risk. Currency exchange rates can be volatile and may fluctuate significantly over short periods of time. Currency conversion costs and currency fluctuations could reduce or eliminate investment gains or add to investment losses. A fund may be unable or may choose not to hedge its foreign currency exposure.

**Depository Receipts** – Depository receipts are generally subject to the same risks as are the foreign securities that they evidence or into which they may be converted, and they may be less liquid than the underlying shares in their primary trading market. Holders of depository receipts may have limited voting rights, and investment restrictions in certain countries may adversely impact the value of depository receipts because such restrictions may limit the ability to convert equity shares into depository receipts and vice versa.

**Foreign Investments** – Investing in securities of foreign issuers or issuers with significant exposure to foreign markets involves additional risks. Foreign markets can be less liquid, less regulated, less transparent and more volatile than U.S. markets. The value of

the fund's foreign investments may decline, sometimes rapidly or unpredictably, because of factors affecting the particular issuer as well as foreign markets and issuers generally, such as unfavorable or unsuccessful government actions, reduction of government or central bank support, tariffs and trade disruptions, political or financial instability, social unrest or other adverse economic or political developments. Foreign investments may be more difficult to value than investments in U.S. issuers.

**Large Shareholder** – A significant portion of the fund's shares may be owned by other funds sponsored by Transamerica. Transactions by these funds may be disruptive to the management of the fund. For example, the fund may experience large redemptions and could be required to sell securities at a time when it may not otherwise desire to do so. Such transactions may increase the fund's brokerage and/or other transaction costs. In addition, sizeable redemptions could cause the fund's total expenses to increase.

**Liquidity** – The fund may make investments that are illiquid or that become illiquid after purchase. Illiquid investments can be difficult to value, may trade at a discount from comparable, more liquid investments, and may be subject to wide fluctuations in value. If the fund is forced to sell an illiquid investment to meet redemption requests or other cash needs, the fund may be forced to sell at a substantial loss or may not be able to sell at all. Liquidity of particular investments, or even entire asset classes, including U.S. Treasury securities, can deteriorate rapidly, particularly during times of market turmoil, and those investments may be difficult or impossible for the fund to sell. This may prevent the fund from limiting losses.

**Valuation** – The sales price the fund could receive for any particular portfolio investment may differ from the fund's valuation of the investment, particularly for securities that trade in thin or volatile markets, that are priced based upon valuations provided by third-party pricing services that use matrix or evaluated pricing systems, or that are valued using a fair value methodology. These differences may increase significantly and affect fund investments more broadly during periods of market volatility. Investors who purchase or redeem fund shares on days when the fund is holding fair-valued securities may receive fewer or more shares or lower or higher redemption proceeds than they would have received if the fund had not fair-valued securities or had used a different valuation methodology.

**Performance:** The bar chart and the table below provide some indication of the risks of investing in the fund. The bar chart shows how the fund's performance has varied from year to year. The table shows how the fund's average annual total returns for different periods compare to the returns of a broad measure of market performance.

The bar chart does not reflect the impact of sales charges, which, if reflected, would lower the returns. The table includes deduction of applicable sales charges.

Absent any applicable fee waivers, reimbursements and/or expense limitations, performance would be lower.

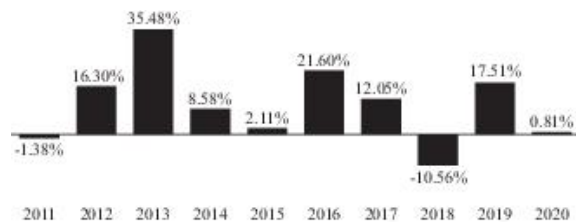
In the "10 Years or Since Inception" column of the table, returns are shown for ten years or since inception of the share class, whichever is less. Index returns are for ten years.

As with all mutual funds, past performance (before and after taxes) is not a prediction of future results. Updated performance information is available on our website at [www.transamerica.com/individual/products/mutual-funds/performance/](http://www.transamerica.com/individual/products/mutual-funds/performance/) or by calling 1-888-233-4339.

Prior to July 31, 2012, the fund was named Transamerica Quality Value, had a different sub-adviser, a different investment objective and used different investment strategies. The performance set forth prior to that date is attributable to the previous sub-adviser.

Prior to December 1, 2020, the fund had a different sub-adviser and used different investment strategies. The performance set forth for the period prior to that date is attributable to that previous sub-adviser.

#### Annual Total Returns (calendar years ended December 31) - Class A



	Quarter Ended	Return
Best Quarter:	6/30/2020	20.17%
Worst Quarter:	3/31/2020	-31.96%

#### Average Annual Total Returns (periods ended December 31, 2020)

	1 Year	5 Years	10 Years	Since Inception	Inception Date
Class A					11/15/2010
Return before taxes	-4.76%	6.41%	8.92%		
Return after taxes on distributions	-5.22%	4.18%	6.36%		
Return after taxes on distributions and sale of fund shares	-2.62%	4.54%	6.47%		
Class C (Return before taxes only)	-0.92%	6.82%	8.78%		11/15/2010
Class I (Return before taxes only)	1.32%	7.96%	9.91%		11/15/2010
Class R6 (Return before taxes only)	1.27%	8.05%	N/A	6.78%	05/29/2015
Russell 1000® Value Index¹ (reflects no deduction for fees, expenses or taxes)	2.80%	9.74%	10.50%	7.55%	

¹ "Russell ®" and other service marks and trademarks related to the Russell indexes are trademarks of the London Stock Exchange Group companies.

The after-tax returns are calculated using the historic highest individual federal marginal income tax rates and do not reflect the impact of state and local taxes. Actual after-tax returns may depend on the investor's individual tax situation and may differ from those shown. After-tax returns may not be relevant if the investment is made through a tax-exempt or tax-deferred account, such as a 401(k) plan.

**After-tax returns are presented for only one class, and**

#### Management:

*Investment Manager:* Transamerica Asset Management, Inc.

*Sub-Adviser:* Rothschild & Co Asset Management US Inc.

*Portfolio Managers:*

Paul Roukis, CFA	Portfolio Manager	since 2020
Jeff Agne	Portfolio Manager	since 2020

**Purchase and Sale of Fund Shares:** You may purchase, exchange or redeem shares of the fund on any day the New York Stock Exchange is open for business, online or through our website at [www.transamerica.com](http://www.transamerica.com), by mail to Transamerica Fund Services, Inc., P.O. Box 219945, Kansas City, MO 64121-9945, by telephone at 1-888-233-4339, by overnight mail to Transamerica Fund Services, Inc., 330 W. 9th Street, Kansas City, MO 64105 or through a financial intermediary.

Class R6 shares are intended for purchase by participants in certain retirement plans such as 401(k) plans, 457 plans, employer-sponsored 403(b) plans, profit sharing and money purchase plans, defined-benefit plans, non-qualified deferred compensation plans, IRAs and participants in certain health savings plans and health savings accounts under Section 223 of the Internal Revenue Code (eligible plans). Class R6 shares are available only when a plan's recordkeeper or financial service firm serving as an intermediary has an agreement with Transamerica Funds, and in such eligible plans where Class R6 shares are held on the books of the funds through omnibus or Network Level 3 accounts (either at the plan level or at the level of the financial service firm serving as an intermediary).

The minimum initial purchase for Class A and C shares is \$1,000; the minimum subsequent investment is \$50. The minimum initial purchase for payroll deduction and automatic investment plans is \$500; the minimum subsequent investment is \$50 per monthly fund account investment. The minimum investment for Class I shares is \$1,000,000. There is no minimum investment for eligible plans investing in Class R6 shares.

**Tax Information:** Fund distributions may be taxable as ordinary income, qualified dividend income, or capital gains, except when your investment is in an IRA, 401(k) or other tax-advantaged investment plan. In that case, you may be taxed when you take a distribution from such plan, depending on the type of plan, the circumstances of your distribution and other factors.

**Payments to Broker-Dealers and Other Financial Intermediaries:** If you purchase the fund through a broker-dealer or other financial intermediary, the fund and/or its affiliates may pay the intermediary for the sale of fund shares and related services. These payments may create a conflict of interest by influencing the broker-dealer or other intermediary and your salesperson to recommend the fund over another investment. Ask your salesperson or visit your financial intermediary's website for more information.

**returns for other classes are presented before taxes only and will vary.**

## Transamerica Mid Cap Growth

**Investment Objective:** Seeks long term capital appreciation.

**Fees and Expenses:** This table describes the fees and expenses that you may pay if you buy, hold and sell shares of the fund. **You may pay other fees, such as brokerage commissions and other fees to financial intermediaries, which are not reflected in the tables and examples below.**

You may qualify for sales charge discounts if you and your family invest, or agree to invest in the future, at least \$50,000 in Transamerica Funds. More information about these and other discounts is available from your financial professional, in the “Waivers and Reductions of Sales Charges” section of the fund’s prospectus, in the Appendix – “Waivers and Discounts Available from Intermediaries,” and in the fund’s statement of additional information (SAI) under the heading “Purchase of Shares.”

### Shareholder Fees (fees paid directly from your investment)

	Class:	A	C	I
Maximum sales charge (load) imposed on purchases (as a percentage of offering price)		5.50%	None	None
Maximum deferred sales charge (load) (as a percentage of purchase price or redemption proceeds, whichever is lower)		None	<sup>1</sup> 1.00%	None

<sup>1</sup> Purchases of Class A shares in amounts of \$1 million or more that are not subject to an initial sales charge may be subject to a 1.00% contingent deferred sales charge if those shares are redeemed within 24 months of their purchase. A deferred sales charge on Class A and C shares may apply to certain redemptions of shares purchased by exchange from another Transamerica Fund.

### Annual Fund Operating Expenses (expenses that you pay each year as a percentage of the value of your investment)

	Class:	A	C	I
Management fees		0.70%	0.70%	0.70%
Distribution and service (12b-1) fees		0.25%	1.00%	None
Other expenses		0.24%	0.24%	0.18%
Total annual fund operating expenses		1.19%	1.94%	0.88%

**Example:** This Example is intended to help you compare the cost of investing in the fund with the cost of investing in other mutual funds.

The Example assumes that you invest \$10,000 in the fund for the time periods indicated and then redeem all shares at the end of those periods (unless otherwise indicated). The Example also assumes that your investment has a 5% return each year and that the fund’s operating expenses remain the same. Although your actual costs may be higher or lower, based on these assumptions your costs would be:

### If the shares are redeemed at the end of each period:

	1 year	3 years	5 years	10 years
Class A	\$ 665	\$ 907	\$ 1,168	\$ 1,914
Class C	\$ 297	\$ 609	\$ 1,047	\$ 2,264
Class I	\$ 90	\$ 281	\$ 488	\$ 1,084

### If the shares are not redeemed:

	1 year	3 years	5 years	10 years
Class A	\$ 665	\$ 907	\$ 1,168	\$ 1,914
Class C	\$ 197	\$ 609	\$ 1,047	\$ 2,264
Class I	\$ 90	\$ 281	\$ 488	\$ 1,084

**Portfolio Turnover:** The fund pays transaction costs, such as commissions, when it buys and sells securities (or “turns over” its portfolio). A higher portfolio turnover rate may indicate higher transaction costs and may result in higher taxes when fund shares are held in a taxable account. These costs, which are not reflected in annual fund operating expenses or in the Example, affect the fund’s performance.

During the most recent fiscal year, the portfolio turnover rate for the fund was 91% of the average value of its portfolio.

**Principal Investment Strategies:** The fund normally invests primarily in stocks of medium sized companies which the fund’s sub-adviser, Wellington Management Company LLP (the “sub-adviser”), believes will earn high returns on invested capital, benefit from long term secular growth trends, and meet the sub-adviser’s long term valuation criteria. Under normal circumstances, the sub-adviser invests at least 80% of the fund’s net assets (plus the amount of borrowings, if any, for investment purposes) in securities of medium sized (or mid-cap) companies and other investments with similar economic characteristics. The sub-adviser considers mid-cap companies to be companies with market capitalizations that, at the time of initial purchase, are within the range of capitalization of the companies that are included in the Russell Midcap® Growth Index<sup>1</sup>. As of December 31, 2020, the market capitalizations of companies in the Russell Midcap® Growth Index ranged from approximately \$0.6 billion to \$59.7 billion. Over time, the capitalizations of the companies in the Russell Midcap® Growth Index will change. As they do, the size of the companies in which the fund invests may change.

The fund’s equity securities may include common stocks and preferred stocks listed on the New York Stock Exchange and on other national securities exchanges and, generally to a lesser extent, stocks that are traded over-the-counter. The fund normally emphasizes common stocks. The fund may also invest in foreign securities. Growth stocks as a group may be out of favor and underperform the overall equity market for a long period of time, for example, while the market favors “value” stocks.

The fund may also invest its assets in cash, cash equivalent securities or short-term debt securities, repurchase agreements and money market instruments. Generally, 5% or less of the fund’s assets will be invested in cash and cash equivalents.

**Principal Risks:** Risk is inherent in all investing. Many factors and risks affect the fund’s performance, including those described below. The value of your investment in the fund, as well as the amount of return you receive on your investment, may fluctuate significantly day to day and over time. You may lose part or all of

<sup>1</sup> “Russell®” and other service marks and trademarks related to the Russell indexes are trademarks of the London Stock Exchange Group companies.

your investment in the fund or your investment may not perform as well as other similar investments. The following is a summary description of principal risks (in alphabetical order after certain key risks) of investing in the fund. An investment in the fund is not a bank deposit and is not insured or guaranteed by the Federal Deposit Insurance Corporation or any other government agency. **You may lose money if you invest in this fund.**

**Market** – The market values of the fund’s securities and other assets will fluctuate, sometimes sharply and unpredictably, due to changes in general market conditions, overall economic trends or events, governmental actions or interventions, actions taken by the U.S. Federal Reserve or foreign central banks, political developments, investor sentiment, public health emergencies such as a pandemic, and other factors that may or may not be related to the issuer of the security or other asset. The market prices of securities and other assets also may go down due to events or conditions that affect particular sectors, industries or issuers. Adverse market conditions may be prolonged and may not have the same impact on all types of securities or other assets.

Economies and financial markets throughout the world are increasingly interconnected. Economic, financial or political events, trading and tariff arrangements, public health events, terrorism, technology and data interruptions, natural disasters, and other circumstances in one or more countries or regions could be highly disruptive to, and have profound impacts on, global economies or markets. As a result, whether or not the fund invests in securities of issuers located in or with significant exposure to the countries directly affected, the value and liquidity of the fund’s investments may go down.

The COVID-19 pandemic has caused substantial market disruption around the world, including the U.S. There have been periods of extreme volatility, and periods where there have been no buyers for certain securities, including U.S. Treasury securities. Some sectors of the economy and individual issuers have experienced particularly large losses. The pandemic has reduced liquidity of particular investments and asset classes; resulted in significant disruptions to business operations, including business closures; strained healthcare systems; disrupted supply chains, consumer demand and employee availability; and restricted travel. These conditions may continue for an extended period of time, or worsen. The pandemic may result in a sustained domestic or global economic downturn or recession. Developing or emerging market countries may be more adversely impacted. The ultimate economic fallout from the pandemic, and the long-term impact on economies, markets, industries and individual issuers, are not known.

The U.S. government and the Federal Reserve, as well as certain foreign governments and central banks, have taken extraordinary actions to support local and global economies and the financial markets in response to the COVID-19 pandemic. These actions have resulted in significant expansion of public debt, including in the U.S. The long-term consequences of this level of public debt are not known. In addition, certain interest rates have been reduced to very low levels. This and other government intervention into the economy and financial markets to address the pandemic may not work as intended,

The COVID-19 pandemic could continue to adversely affect the value and liquidity of the fund’s investments, impair the fund’s ability to satisfy redemption requests, and negatively impact the fund’s performance.

**Growth Stocks** – Returns on growth stocks may not move in tandem with returns on other categories of stocks or the market as a whole. Growth stocks typically are particularly sensitive to market movements and may involve larger price swings because their market prices tend to reflect future expectations. When it appears those expectations may not be met, the prices of growth securities typically fall. Growth stocks as a group may be out of favor and underperform the overall equity market for a long period of time, for example, while the market favors “value” stocks.

**Medium Capitalization Companies** – Investing in medium capitalization companies involves greater risk than is customarily associated with more established companies. Securities of medium capitalization companies may underperform larger capitalization companies, may be harder to sell at times and at prices the portfolio managers believe appropriate and may offer greater potential for losses.

**Equity Securities** – Equity securities generally have greater risk of loss than debt securities. Stock markets are volatile and the value of equity securities may go up or down sometimes rapidly and unpredictably. The value of equity securities fluctuates based on real or perceived changes in a company’s financial condition, factors affecting a particular industry or industries, and overall market, economic and political conditions. If the market prices of the equity securities owned by the fund fall, the value of your investment in the fund will decline. The fund may lose its entire investment in the equity securities of an issuer.

**Management** – The value of your investment may go down if the investment manager’s or sub-adviser’s judgments and decisions are incorrect or otherwise do not produce the desired results, or if the fund’s investment strategy does not work as intended. You may also suffer losses if there are imperfections, errors or limitations in the quantitative, analytic or other tools, resources, information and data used, investment techniques applied, or the analyses employed or relied on, by the investment manager or sub-adviser, if such tools, resources, information or data are used incorrectly or otherwise do not work as intended, or if the investment manager’s or sub-adviser’s investment style is out of favor or otherwise fails to produce the desired results. Any of these things could cause the fund to lose value or its results to lag relevant benchmarks or other funds with similar objectives.

**Active Trading** – The fund may purchase and sell securities without regard to the length of time held. Active trading may be more pronounced during periods of market volatility, may have a negative impact on performance by increasing transaction costs and may generate greater amounts of short-term capital gains.

**Counterparty** – The fund could lose money if the counterparties to derivatives, repurchase agreements and other financial contracts entered into for the fund do not fulfill their contractual obligations. In addition, the fund may incur costs and may be hindered or delayed in enforcing its rights against a counterparty.

particularly if the efforts are perceived by investors as being unlikely to achieve the desired results.

**Credit** – If an issuer or other obligor (such as a party providing insurance or other credit enhancement) of a security held by the fund or a counterparty to a financial contract with the fund is

unable or unwilling to meet its financial obligations, or is downgraded or perceived to be less creditworthy (whether by market participants or otherwise), or if the value of any underlying assets declines, the value of your investment will typically decline. A decline may be significant, particularly in certain market environments. In addition, the fund may incur costs and may be hindered or delayed in enforcing its rights against an issuer, obligor or counterparty.

**Currency** – The value of a fund's investments in securities denominated in foreign currencies increases or decreases as the rates of exchange between those currencies and the U.S. dollar change. U.S. dollar-denominated securities of foreign issuers may also be affected by currency risk. Currency exchange rates can be volatile and may fluctuate significantly over short periods of time. Currency conversion costs and currency fluctuations could reduce or eliminate investment gains or add to investment losses. A fund may be unable or may choose not to hedge its foreign currency exposure.

**Foreign Investments** – Investing in securities of foreign issuers or issuers with significant exposure to foreign markets involves additional risks. Foreign markets can be less liquid, less regulated, less transparent and more volatile than U.S. markets. The value of the fund's foreign investments may decline, sometimes rapidly or unpredictably, because of factors affecting the particular issuer as well as foreign markets and issuers generally, such as unfavorable or unsuccessful government actions, reduction of government or central bank support, tariffs and trade disruptions, political or financial instability, social unrest or other adverse economic or political developments. Foreign investments may be more difficult to value than investments in U.S. issuers.

**Large Shareholder** – A significant portion of the fund's shares may be owned by other funds sponsored by Transamerica. Transactions by these funds may be disruptive to the management of the fund. For example, the fund may experience large redemptions and could be required to sell securities at a time when it may not otherwise desire to do so. Such transactions may increase the fund's brokerage and/or other transaction costs. In addition, sizeable redemptions could cause the fund's total expenses to increase.

**Leveraging** – To the extent that the fund borrows or uses derivatives or other investments, such as ETFs, that have embedded leverage, your investment may be subject to heightened volatility, risk of loss and costs. Other risks also will be compounded because leverage generally magnifies the effect of a change in the value of an asset and creates a risk of loss of value on a larger pool of assets than the fund would otherwise have. Use of leverage may result in the loss of a substantial amount, and possibly all, of the fund's assets. The fund also may have to sell assets at inopportune times to satisfy its obligations or meet segregation, coverage or margin requirements.

**Preferred Stock** – Preferred stock's right to dividends and liquidation proceeds is junior to the rights of a company's debt securities. The value of preferred stock may be subject to factors that affect fixed income and equity securities. The value of preferred stock tends to vary more with fluctuations in the underlying common stock and less with fluctuations in interest rates and tends to exhibit greater volatility.

**Repurchase Agreements** – In a repurchase agreement, the fund purchases securities from a broker-dealer or a bank, called the counterparty, upon the agreement of the counterparty to repurchase the securities from the fund at a later date, and at a specified price. The securities purchased serve as the fund's collateral for the obligation of the counterparty to repurchase the securities. If the counterparty does not repurchase the securities, the fund is entitled to sell the securities, but the fund may not be able to sell them for the price at which they were purchased, thus causing a loss. If the counterparty becomes insolvent, there is some risk that the fund will not have a right to the securities, or the immediate right to sell the securities.

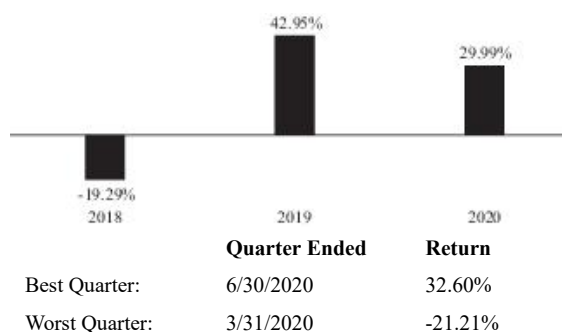
**Performance:** The bar chart and the table below provide some indication of the risks of investing in the fund. The bar chart shows how the fund's performance has varied from year to year. The table shows how the fund's average annual total returns for different periods compare to the returns of a broad measure of market performance.

Absent any applicable fee waivers and/or expense limitations, performance would be lower.

As with all mutual funds, past performance (before and after taxes) is not a prediction of future results. Updated performance information is available on our website at [www.transamerica.com/individual/products/mutual-funds/performance/](http://www.transamerica.com/individual/products/mutual-funds/performance/) or by calling 1-888-233-4339.

Prior to December 1, 2018, the fund had a different sub-adviser and used different investment strategies. The performance set forth prior to that date is attributable to that sub-adviser.

#### Annual Total Returns (calendar years ended December 31) - Class A



#### Average Annual Total Returns (periods ended December 31, 2020)

	1 Year	Since Inception	Inception Date
Class A			03/10/2017
Return before taxes	22.89%	13.39%	
Return after taxes on distributions	21.31%	10.01%	
Return after taxes on distributions and sale of fund shares	14.26%	9.36%	
Class C (Return before taxes only)	27.89%	14.23%	03/10/2017
Class I (Return before taxes only)	30.34%	15.39%	03/10/2017
Russell Midcap® Growth Index <sup>1</sup> (reflects no deduction for fees, expenses or taxes)	35.59%	21.07%	



<sup>1</sup> “Russell ® ” and other service marks and trademarks related to the Russell indexes are trademarks of the London Stock Exchange Group companies.

Class A, Class C and Class I shares commenced operations on October 31, 2013. Performance information is shown for one year and from the date of the reorganization of certain funds into the fund (March 10, 2017). The applicable predecessor fund, whose accounting and performance history were adopted in the reorganizations, did not offer Class A, Class C and Class I shares.

The after-tax returns are calculated using the historic highest individual federal marginal income tax rates and do not reflect the impact of state and local taxes. Actual after-tax returns may depend on the investor’s individual tax situation and may differ from those shown. After-tax returns may not be relevant if the investment is made through a tax-exempt or tax-deferred account, such as a 401(k) plan.

**After-tax returns are presented for only one class, and returns for other classes are presented before taxes only and will vary.**

#### **Management:**

*Investment Manager:* Transamerica Asset Management, Inc.

*Sub-Adviser:* Wellington Management Company LLP

*Portfolio Manager:*

Timothy N. Manning	Portfolio Manager	since 2018
--------------------	-------------------	------------

**Purchase and Sale of Fund Shares:** You may purchase, exchange or redeem shares of the fund on any day the New York Stock Exchange is open for business, online or through our website at [www.transamerica.com](http://www.transamerica.com), by mail to Transamerica Fund Services, Inc., P.O. Box 219945, Kansas City, MO 64121-9945, by telephone at 1-888-233-4339, by overnight mail to Transamerica Fund Services, Inc., 330 W. 9th Street, Kansas City, MO 64105 or through a financial intermediary. The minimum initial purchase for Class A and C shares is \$1,000; the minimum subsequent investment is \$50. The minimum initial purchase for payroll deduction and automatic investment plan is \$500; the minimum subsequent investment is \$50 per monthly fund account investment. The minimum investment for Class I shares is \$1,000,000.

**Tax Information:** Fund distributions may be taxable as ordinary income, qualified dividend income, or capital gains, except when your investment is in an IRA, 401(k) or other tax-advantaged investment plan. In that case, you may be taxed when you take a distribution from such plan, depending on the type of plan, the circumstances of your distribution and other factors.

#### **Payments to Broker-Dealers and Other Financial Intermediaries:**

If you purchase the fund through a broker-dealer or other financial intermediary, the fund and/or its affiliates may pay the intermediary for the sale of fund shares and related services. These payments may create a conflict of interest by influencing the broker-dealer or other intermediary and your salesperson to recommend the fund over another investment. Ask your salesperson or visit your financial intermediary’s website for more information.

## Transamerica Mid Cap Value Opportunities

**Investment Objective:** Seeks to provide investors with long term capital growth.

**Fees and Expenses:** This table describes the fees and expenses that you may pay if you buy, hold and sell shares of the fund. **You may pay other fees, such as brokerage commissions and other fees to financial intermediaries, which are not reflected in the tables and examples below.**

You may qualify for sales charge discounts if you and your family invest, or agree to invest in the future, at least \$50,000 in Transamerica Funds. More information about these and other discounts is available from your financial professional, in the “Waivers and Reductions of Sales Charges” section of the fund’s prospectus, in the Appendix – “Waivers and Discounts Available from Intermediaries,” and in the fund’s statement of additional information (SAI) under the heading “Purchase of Shares.”

### Shareholder Fees (fees paid directly from your investment)

Class:	A	C	I	R6
Maximum sales charge (load) imposed on purchases (as a percentage of offering price)	5.50%	None	None	None
Maximum deferred sales charge (load) (as a percentage of purchase price or redemption proceeds, whichever is lower)	None	1.00%	None	None

<sup>1</sup> Purchases of Class A shares in amounts of \$1 million or more that are not subject to an initial sales charge may be subject to a 1.00% contingent deferred sales charge if those shares are redeemed within 24 months of their purchase. A deferred sales charge on Class A and C shares may apply to certain redemptions of shares purchased by exchange from another Transamerica Fund.

### Annual Fund Operating Expenses (expenses that you pay each year as a percentage of the value of your investment)

Class:	A	C	I	R6
Management fees	0.70%	0.70%	0.70%	0.70%
Distribution and service (12b-1) fees	0.25%	1.00%	None	None
Other expenses	0.36%	0.21%	0.15%	0.05%
Total annual fund operating expenses	1.31%	1.91%	0.85%	0.75%
Fee waiver and/or expense reimbursement <sup>1</sup>	0.11%	0.00%	0.00%	0.00%
Total annual fund operating expenses after fee waiver and/or expense reimbursement	1.20%	1.91%	0.85%	0.75%

<sup>1</sup> Contractual arrangements have been made with the fund’s investment manager, Transamerica Asset Management, Inc. (“TAM”), through March 1, 2022 to waive fees and/or reimburse fund expenses to the extent that total annual fund operating expenses exceed 1.20% for Class A shares, 1.95% for Class C shares, 0.90% for Class I shares, and 0.80% for Class R6 shares, excluding, as applicable, acquired fund fees and expenses, interest, taxes, brokerage commissions, dividend and interest expenses on securities sold short, extraordinary expenses and other expenses not incurred in the ordinary course of the fund’s business. These arrangements cannot be terminated prior to March 1, 2022 without the Board of Trustees’ consent. TAM is permitted to recapture amounts waived and/or reimbursed to a class during any of the 36 months from the date on which TAM waived fees and/or reimbursed expenses for the class if the class’ total annual fund operating expenses have fallen to a level below the limits described above. In no case will TAM recapture any

amount that would result, on any particular business day of the fund, in the class’ total annual operating expenses exceeding the applicable limits described above or any other lower limit then in effect.

**Example:** This Example is intended to help you compare the cost of investing in the fund with the cost of investing in other mutual funds.

The Example assumes that you invest \$10,000 in the fund for the time periods indicated and then redeem all shares at the end of those periods (unless otherwise indicated). The Example also assumes that your investment has a 5% return each year and that the fund’s operating expenses remain the same. Only the 1 year dollar amount shown below reflects TAM’s agreement to waive fees and/or reimburse fund expenses. Although your actual costs may be higher or lower, based on these assumptions your costs would be:

### If the shares are redeemed at the end of each period:

	1 year	3 years	5 years	10 years
Class A	\$ 666	\$ 932	\$ 1,219	\$ 2,033
Class C	\$ 294	\$ 600	\$ 1,032	\$ 2,233
Class I	\$ 87	\$ 271	\$ 471	\$ 1,049
Class R6	\$ 77	\$ 240	\$ 417	\$ 930

### If the shares are not redeemed:

	1 year	3 years	5 years	10 years
Class A	\$ 666	\$ 932	\$ 1,219	\$ 2,033
Class C	\$ 194	\$ 600	\$ 1,032	\$ 2,233
Class I	\$ 87	\$ 271	\$ 471	\$ 1,049
Class R6	\$ 77	\$ 240	\$ 417	\$ 930

**Portfolio Turnover:** The fund pays transaction costs, such as commissions, when it buys and sells securities (or “turns over” its portfolio). A higher portfolio turnover rate may indicate higher transaction costs and may result in higher taxes when fund shares are held in a taxable account. These costs, which are not reflected in annual fund operating expenses or in the Example, affect the fund’s performance.

During the most recent fiscal year, the portfolio turnover rate for the fund was 82% of the average value of its portfolio.

### Principal Investment Strategies:

Under normal circumstances, the fund invests at least 80% of its net assets (plus the amount of borrowings, if any, for investment purposes) in equity securities of mid cap companies. The fund’s sub-adviser, Thompson, Siegel & Walmsley LLC (the “sub-adviser”), considers mid cap companies to be those companies, at the time of purchase, with market capitalizations within the range of companies included in the Russell Midcap® Value Index<sup>1</sup> (between approximately \$4.4 billion and \$32 billion as of June 29, 2020, the date of the last reconstitution). The size of the companies in the Russell Midcap® Value Index will change with market conditions. The fund invests primarily in common stocks.

<sup>1</sup> “Russell®” and other service marks and trademarks related to the Russell indexes are trademarks of the London Stock Exchange Group companies.

The fund may invest in other equity and non-equity securities, including preferred stocks, convertible securities and foreign securities which may take the form of depositary receipts.

The sub-adviser seeks to invest in companies it believes present a value or potential worth that is not recognized by prevailing market prices or that have experienced some fundamental changes and are intrinsically undervalued by the investment community. The sub-adviser's mid cap value process uses a combination of quantitative and qualitative methods and is based on a four-factor valuation screen. Parts one and two of the screen attempt to assess a company's discount to private market value relative to other mid cap stocks. The third factor considers the relative earnings prospects of the company. The fourth factor involves looking at the company's recent price action. Value stocks as a group may be out of favor and underperform the overall equity market for a long period of time, for example, while the market favors "growth" stocks.

The sub-adviser's analysts also explore numerous factors that might affect the outlook for a company. They evaluate publicly available information including, but not limited to, sell-side research, company filings, and trade periodicals. The analysts may speak with company management to hear their perspectives and outlook on pertinent business issues. They apply a consistent and disciplined review in a team environment that encourages critical thinking and analysis for each company considered for investment.

The sub-adviser generally considers selling a security when the catalyst for the investment is no longer valid, when the sub-adviser believes that another stock will have a higher expected return, or for portfolio risk management. The fund generally engages in active and frequent trading of portfolio securities as part of its principal investment strategy.

**Principal Risks:** Risk is inherent in all investing. Many factors and risks affect the fund's performance, including those described below. The value of your investment in the fund, as well as the amount of return you receive on your investment, may fluctuate significantly day to day and over time. You may lose part or all of your investment in the fund or your investment may not perform as well as other similar investments. The following is a summary description of principal risks (in alphabetical order after certain key risks) of investing in the fund. An investment in the fund is not a bank deposit and is not insured or guaranteed by the Federal Deposit Insurance Corporation or any other government agency. **You may lose money if you invest in this fund.**

**Market** – The market values of the fund's securities and other assets will fluctuate, sometimes sharply and unpredictably, due to changes in general market conditions, overall economic trends or events, governmental actions or interventions, actions taken by the U.S. Federal Reserve or foreign central banks, political developments, investor sentiment, public health emergencies such as a pandemic, and other factors that may or may not be related to the issuer of the security or other asset. The market prices of securities and other assets also may go down due to events or conditions that affect particular sectors, industries or issuers. Adverse market conditions may be prolonged and may not have the same impact on all types of securities or other assets.

Economies and financial markets throughout the world are increasingly interconnected. Economic, financial or political events, trading and tariff arrangements, public health events, terrorism, technology and data interruptions, natural disasters, and other circumstances in one or more countries or regions could be highly disruptive to, and have profound impacts on, global economies or markets. As a result, whether or not the fund invests in securities of issuers located in or with significant exposure to the countries directly affected, the value and liquidity of the fund's investments may go down.

The COVID-19 pandemic has caused substantial market disruption around the world, including the U.S. There have been periods of extreme volatility, and periods where there have been no buyers for certain securities, including U.S. Treasury securities. Some sectors of the economy and individual issuers have experienced particularly large losses. The pandemic has reduced liquidity of particular investments and asset classes; resulted in significant disruptions to business operations, including business closures; strained healthcare systems; disrupted supply chains, consumer demand and employee availability; and restricted travel. These conditions may continue for an extended period of time, or worsen. The pandemic may result in a sustained domestic or global economic downturn or recession. Developing or emerging market countries may be more adversely impacted. The ultimate economic fallout from the pandemic, and the long-term impact on economies, markets, industries and individual issuers, are not known.

The U.S. government and the Federal Reserve, as well as certain foreign governments and central banks, have taken extraordinary actions to support local and global economies and the financial markets in response to the COVID-19 pandemic. These actions have resulted in significant expansion of public debt, including in the U.S. The long-term consequences of this level of public debt are not known. In addition, certain interest rates have been reduced to very low levels. This and other government intervention into the economy and financial markets to address the pandemic may not work as intended, particularly if the efforts are perceived by investors as being unlikely to achieve the desired results.

The COVID-19 pandemic could continue to adversely affect the value and liquidity of the fund's investments, impair the fund's ability to satisfy redemption requests, and negatively impact the fund's performance.

**Value Investing** – The prices of securities the sub-adviser believes are undervalued may not appreciate as anticipated or may go down. The value approach to investing involves the risk that stocks may remain undervalued, undervaluation may become more severe, or perceived undervaluation may actually represent intrinsic value. Value stocks as a group may be out of favor and underperform the overall equity market for a long period of time, for example, while the market favors "growth" stocks.

**Medium Capitalization Companies** – Investing in medium capitalization companies involves greater risk than is customarily associated with more established companies. Securities of medium capitalization companies may underperform larger capitalization companies, may be harder to sell at times and at prices the portfolio managers believe appropriate and may offer greater potential for losses.

**Equity Securities** – Equity securities generally have greater risk of loss than debt securities. Stock markets are volatile and the value of equity securities may go up or down sometimes rapidly and unpredictably. The value of equity securities fluctuates based on real or perceived changes in a company's financial condition, factors affecting a particular industry or industries, and overall market, economic and political conditions. If the market prices of the equity securities owned by the fund fall, the value of your investment in the fund will decline. The fund may lose its entire investment in the equity securities of an issuer.

**Focused Investing** – To the extent the fund invests in a limited number of countries, regions, sectors, industries or market segments, in a limited number of issuers, or in issuers in related businesses or that are subject to related operating risks, the fund will be more susceptible to negative events affecting those countries, regions, sectors, industries, segments or issuers, and the value of its shares may be more volatile than if it invested more widely.

**Management** – The value of your investment may go down if the investment manager's or sub-adviser's judgments and decisions are incorrect or otherwise do not produce the desired results, or if the fund's investment strategy does not work as intended. You may also suffer losses if there are imperfections, errors or limitations in the quantitative, analytic or other tools, resources, information and data used, investment techniques applied, or the analyses employed or relied on, by the investment manager or sub-adviser, if such tools, resources, information or data are used incorrectly or otherwise do not work as intended, or if the investment manager's or sub-adviser's investment style is out of favor or otherwise fails to produce the desired results. Any of these things could cause the fund to lose value or its results to lag relevant benchmarks or other funds with similar objectives.

**Active Trading** – The fund may purchase and sell securities without regard to the length of time held. Active trading may be more pronounced during periods of market volatility, may have a negative impact on performance by increasing transaction costs and may generate greater amounts of short-term capital gains.

**Convertible Securities** – Convertible securities are subject to risks associated with both fixed income and equity securities. For example, if market interest rates rise, the value of a convertible security typically falls. In addition, a convertible security is subject to the risk that the issuer will not be able to pay interest or dividends when due, and the market value of the security may change based on the issuer's actual or perceived creditworthiness. Since the convertible security derives a portion of its value from the underlying common stock, the security is also subject to the same types of market and issuer-specific risks that apply to the underlying common stock. Convertible securities generally offer lower interest or dividend yields than non-convertible securities of similar quality.

**Currency** – The value of a fund's investments in securities denominated in foreign currencies increases or decreases as the rates of exchange between those currencies and the U.S. dollar change. U.S. dollar-denominated securities of foreign issuers may also be affected by currency risk. Currency exchange rates can be volatile and may fluctuate significantly over short periods of time. Currency conversion costs and currency fluctuations could reduce or eliminate investment gains or add to investment losses. A fund may be unable or may choose not to hedge its foreign currency exposure.

**Depository Receipts** – Depository receipts are generally subject to the same risks as are the foreign securities that they evidence or into which they may be converted, and they may be less liquid than the underlying shares in their primary trading market. Holders of depository receipts may have limited voting rights, and investment restrictions in certain countries may adversely impact the value of depository receipts because such restrictions may limit the ability to convert equity shares into depository receipts and vice versa.

**Foreign Investments** – Investing in securities of foreign issuers or issuers with significant exposure to foreign markets involves additional risks. Foreign markets can be less liquid, less regulated, less transparent and more volatile than U.S. markets. The value of the fund's foreign investments may decline, sometimes rapidly or unpredictably, because of factors affecting the particular issuer as well as foreign markets and issuers generally, such as unfavorable or unsuccessful government actions, reduction of government or central bank support, tariffs and trade disruptions, political or financial instability, social unrest or other adverse economic or political developments. Foreign investments may be more difficult to value than investments in U.S. issuers.

**Large Shareholder** – A significant portion of the fund's shares may be owned by other funds sponsored by Transamerica. Transactions by these funds may be disruptive to the management of the fund. For example, the fund may experience large redemptions and could be required to sell securities at a time when it may not otherwise desire to do so. Such transactions may increase the fund's brokerage and/or other transaction costs. In addition, sizeable redemptions could cause the fund's total expenses to increase.

**Preferred Stock** – Preferred stock's right to dividends and liquidation proceeds is junior to the rights of a company's debt securities. The value of preferred stock may be subject to factors that affect fixed income and equity securities. The value of preferred stock tends to vary more with fluctuations in the underlying common stock and less with fluctuations in interest rates and tends to exhibit greater volatility.

**REITs** – Investing in real estate investment trusts ("REITs") involves unique risks. When the fund invests in REITs, it is subject to risks generally associated with investing in real estate. A REIT's performance depends on the types and locations of the properties it owns, how well it manages those properties and cash flow. REITs may have limited financial resources, may trade less frequently and in limited volume, may engage in dilutive offerings, and may be subject to more abrupt or erratic price movements than the overall securities markets. In addition to its own expenses, the fund will indirectly bear its proportionate share of any management and other expenses paid by REITs in which it invests. U.S. REITs are subject to a number of highly technical tax-related rules and requirements; and a U.S. REIT's failure to qualify for the favorable U.S. federal income tax treatment generally available to U.S. REITs could result in corporate-level taxation, significantly reducing the return on an investment to the fund.

**Valuation** – The sales price the fund could receive for any particular portfolio investment may differ from the fund's valuation of the investment, particularly for securities that trade in thin or volatile markets, that are priced based upon valuations provided by third-party pricing services that use matrix or evaluated pricing systems, or that are valued using a fair value methodology. These

differences may increase significantly and affect fund investments more broadly during periods of market volatility. Investors who purchase or redeem fund shares on days when the fund is holding fair-valued securities may receive fewer or more shares or lower or higher redemption proceeds than they would have received if the fund had not fair-valued securities or had used a different valuation methodology.

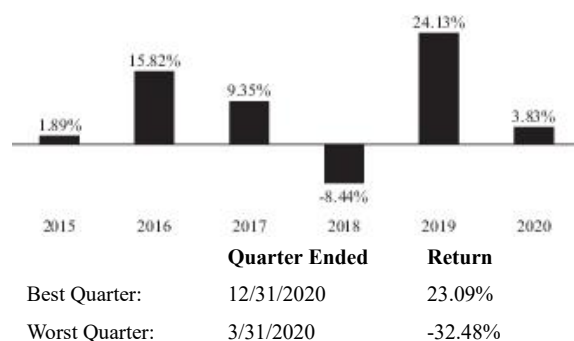
**Performance:** The bar chart and the table below provide some indication of the risks of investing in the fund. The bar chart shows how the fund's performance has varied from year to year. The table shows how the fund's average annual total returns for different periods compare to the returns of a broad measure of market performance.

The bar chart does not reflect the impact of sales charges which, if reflected, would lower the returns. The table includes deduction of applicable sales charges.

Absent any applicable fee waivers and/or expense limitations, performance would be lower.

As with all mutual funds, past performance (before and after taxes) is not a prediction of future results. Updated performance information is available on our website at [www.transamerica.com/individual/products/mutual-funds/performance/](http://www.transamerica.com/individual/products/mutual-funds/performance/) or by calling 1-888-233-4339.

#### Annual Total Returns (calendar years ended December 31) - Class A



#### Average Annual Total Returns (periods ended December 31, 2020)

r style="height:15.5pt;">

	1 Year	5 Years	Since Inception	Inception Date
Class A				04/30/2014
Return before taxes	-1.85%	7.15%	7.24%	
Return after taxes on distributions	-1.98%	5.66%	5.82%	
Return after taxes on distributions and sale of fund shares	-1.00%	5.29%	5.36%	
Class C (Return before taxes only)	2.01%	7.60%	7.38%	04/30/2014
Class I (Return before taxes only)	4.18%	8.72%	8.48%	04/30/2014
Class R6 (Return before taxes only)	4.23%	N/A	7.45%	07/25/2016
Russell Midcap <sup>®</sup> Value Index <sup>1</sup> (reflects no deduction for fees, expenses or taxes)	4.96%	9.73%	7.84%	

<sup>1</sup> "Russell<sup>®</sup>" and other service marks and trademarks related to the Russell indexes are trademarks of the London Stock Exchange Group companies.

The after-tax returns are calculated using the historic highest individual federal marginal income tax rates and do not reflect the impact of state and local taxes. Actual after-tax returns may depend on the investor's individual tax situation and may differ from those shown. After-tax returns may not be relevant if the investment is made through a tax-exempt or tax-deferred account, such as a 401(k) plan.

**After-tax returns are presented for only one class, and returns for other classes are presented before taxes only and will vary.**

#### Management:

*Investment Manager:* Transamerica Asset Management, Inc.

*Sub-Adviser:* Thompson, Siegel & Walmsley LLC

*Portfolio Managers:*

R. Michael Creager, CFA	Portfolio Manager	since 2019
Brett P. Hawkins, CFA	Portfolio Manager	since 2014

**Purchase and Sale of Fund Shares:** You may purchase, exchange or redeem shares of the fund on any day the New York Stock Exchange is open for business, online or through our website at [www.transamerica.com](http://www.transamerica.com), by mail to Transamerica Fund Services, Inc., P.O. Box 219945, Kansas City, MO 64121-9945, by telephone at 1-888-233-4339, by overnight mail to Transamerica Fund Services, Inc., 330 W. 9th Street, Kansas City, MO 64105 or through a financial intermediary.

Class R6 shares are intended for purchase by participants in certain retirement plans such as 401(k) plans, 457 plans, employer-sponsored 403(b) plans, profit sharing and money purchase plans, defined-benefit plans, non-qualified deferred compensation plans, IRAs and participants in certain health savings plans and health savings accounts under Section 223 of the Internal Revenue Code (eligible plans). Class R6 shares are available only when a plan's recordkeeper or financial service firm serving as an intermediary has an agreement with Transamerica Funds, and in such eligible plans where Class R6 shares are held on the books of the funds through omnibus or Network Level 3 accounts (either at the plan level or at the level of the financial service firm serving as an intermediary).

The minimum initial purchase for Class A and C shares is \$1,000; the minimum subsequent investment is \$50. The minimum initial purchase for payroll deduction and automatic investment plan is \$500; the minimum subsequent investment is \$50 per monthly fund account investment. The minimum investment for Class I shares is \$1,000,000. There is no minimum investment for eligible plans investing in Class R6 shares.

**Tax Information:** Fund distributions may be taxable as ordinary income, qualified dividend income, or capital gains, except when your investment is in an IRA, 401(k) or other tax-advantaged investment plan. In that case, you may be taxed when you take a distribution from such plan, depending on the type of plan, the circumstances of your distribution and other factors.

**Payments to Broker-Dealers and Other Financial Intermediaries:** If you purchase the fund through a broker-dealer or other financial intermediary, the fund and/or its affiliates may pay the intermediary for the sale of fund shares and related services. These payments may create a conflict of interest by influencing the broker-dealer or other intermediary and your salesperson to recommend the fund over another investment. Ask your salesperson or visit your financial intermediary's website for more information.

## Transamerica MLP & Energy Income

**Investment Objective:** Seeks long-term growth of capital while providing current income.

**Fees and Expenses:** This table describes the fees and expenses that you may pay if you buy, hold and sell shares of the fund. **You may pay other fees, such as brokerage commissions and other fees to financial intermediaries, which are not reflected in the tables and examples below.**

You may qualify for sales charge discounts if you and your family invest, or agree to invest in the future, at least \$50,000 in Transamerica Funds. More information about these and other discounts is available from your financial professional, in the “Waivers and Reductions of Sales Charges” section of the fund’s prospectus, in the Appendix – “Waivers and Discounts Available from Intermediaries,” and in the fund’s statement of additional information (SAI) under the heading “Purchase of Shares.”

### Shareholder Fees (fees paid directly from your investment)

	Class:	A	C	I
Maximum sales charge (load) imposed on purchases (as a percentage of offering price)		5.50%	None	None
Maximum deferred sales charge (load) (as a percentage of purchase price or redemption proceeds, whichever is lower)		None	<sup>1</sup> 1.00%	None

<sup>1</sup> Purchases of Class A shares in amounts of \$1 million or more that are not subject to an initial sales charge may be subject to a 1.00% contingent deferred sales charge if those shares are redeemed within 24 months of their purchase. A deferred sales charge on Class A and C shares may apply to certain redemptions of shares purchased by exchange from another Transamerica Fund.

### Annual Fund Operating Expenses (expenses that you pay each year as a percentage of the value of your investment)

	Class:	A	C	I
Management fees		1.13%	1.13%	1.13%
Distribution and service (12b-1) fees		0.25%	1.00%	None
Other expenses		0.31%	0.34%	0.20%
Total annual fund operating expenses		1.69%	2.47%	1.33%
Fee waiver and/or expense reimbursement <sup>1</sup>		0.09%	0.12%	0.00%
Total annual fund operating expenses after fee waiver and/or expense reimbursement		1.60%	2.35%	1.33%

<sup>1</sup> Contractual arrangements have been made with the fund’s investment manager, Transamerica Asset Management, Inc. (“TAM”), through March 1, 2022 to waive fees and/or reimburse fund expenses to the extent that total annual fund operating expenses exceed 1.60% for Class A shares, 2.35% for Class C shares and 1.35% for Class I shares, excluding, as applicable, acquired fund fees and expenses, interest, taxes, brokerage commissions, dividend and interest expenses on securities sold short, extraordinary expenses and other expenses not incurred in the ordinary course of the fund’s business. These arrangements cannot be terminated prior to March 1, 2022 without the Board of Trustees’ consent. TAM is permitted to recapture amounts waived and/or reimbursed to a class during any of the 36 months from the date on which TAM waived fees and/or reimbursed expenses for the class if the class’ total annual fund operating expenses have fallen to a level below the limits described above. In no case will TAM recapture any amount that would result, on any particular business day of the fund, in the class’ total annual operating expenses exceeding the applicable limits described above or any other lower limit then in effect.

**Example:** This Example is intended to help you compare the cost of investing in the fund with the cost of investing in other mutual funds.

The Example assumes that you invest \$10,000 in the fund for the time periods indicated and then redeem all shares at the end of those periods (unless otherwise indicated). The Example also assumes that your investment has a 5% return each year and that the fund’s operating expenses remain the same. Only the 1 year dollar amount shown below reflects TAM’s agreement to waive fees and/or reimburse fund expenses. Although your actual costs may be higher or lower, based on these assumptions your costs would be:

### If the shares are redeemed at the end of each period:

	1 year	3 years	5 years	10 years
Class A	\$ 704	\$ 1,045	\$ 1,409	\$ 2,431
Class C	\$ 338	\$ 758	\$ 1,305	\$ 2,797
Class I	\$ 135	\$ 421	\$ 729	\$ 1,601

### If the shares are not redeemed:

	1 year	3 years	5 years	10 years
Class A	\$ 704	\$ 1,045	\$ 1,409	\$ 2,431
Class C	\$ 238	\$ 758	\$ 1,305	\$ 2,797
Class I	\$ 135	\$ 421	\$ 729	\$ 1,601

**Portfolio Turnover:** The fund pays transaction costs, such as commissions, when it buys and sells securities (or “turns over” its portfolio). A higher portfolio turnover rate may indicate higher transaction costs and may result in higher taxes when fund shares are held in a taxable account. These costs, which are not reflected in annual fund operating expenses or in the Example, affect the fund’s performance.

During the most recent fiscal year, the portfolio turnover rate for the fund was 20% of the average value of its portfolio.

**Principal Investment Strategies:** Under normal circumstances, the fund’s sub-adviser, Kayne Anderson Capital Advisors, L.P. (the “sub-adviser”), seeks to achieve the fund’s stated objective by investing at least 80% of the fund’s net assets (plus the amount of borrowings, if any, for investment purposes) in the equity and debt securities of energy master limited partnerships (“MLPs”), MLP-related entities, energy infrastructure companies and other issuers in the energy sector. The sub-adviser considers “energy sector” issuers to consist of companies involved in exploring, developing, producing, generating, transporting, transmitting, storing, gathering, processing, refining, distributing, mining or marketing of natural gas, natural gas liquids, crude oil, refined products, coal, electricity or renewable energy, such as solar, wind, hydroelectric, geothermal and biomass power (“energy-related assets”).

MLPs are publicly traded partnerships that principally own and operate assets used in energy logistics, including, but not limited to, assets used in transporting, storing, gathering, processing, distributing, or marketing of natural gas, natural gas liquids, crude oil or refined products (“midstream assets”).

MLPs may also include general partner MLPs whose assets consist of ownership interests



of an affiliated MLP (which may include general partnership interests, incentive distribution rights, common units and subordinated units).

MLP-related entities include companies structured as MLPs that have elected to be taxed as corporations for federal income tax purposes. MLP-related entities are not treated as publicly traded partnerships for federal income tax purposes. Energy infrastructure companies are companies that own or operate midstream assets. This includes companies that (i) derive at least 50% of their revenues or operating income from midstream assets or (ii) have midstream assets that represent a majority of their assets. Energy infrastructure companies are not structured as MLPs and are taxed as corporations. Investments in other issuers in the energy sector will consist of companies that own, operate or provide services to energy-related assets.

Equity investments by the fund may include securities of any capitalization that are publicly traded on an exchange or in the over-the-counter market, including MLP and limited liability company common units; the equity securities issued by MLP-related entities, such as common shares of corporations that own, directly or indirectly, MLP general partner interests; and other investment companies that invest in MLPs and energy infrastructure companies.

The fund may invest in the debt securities of issuers in the energy sector, but not more than 10% of its total assets may be invested in debt securities that are rated below investment grade (commonly known as “junk bonds”), including defaulted securities.

The fund may directly invest up to, but not more than, 25% of its total assets in equity or debt securities of MLPs and other entities that are treated as qualified publicly traded partnerships for federal income tax purposes.

The fund may use short sales, arbitrage and other strategies in an effort to generate additional return, the maximum exposure to which may not exceed 20% of the fund’s net assets. As part of such strategies, the fund may (1) engage in paired long short trades in an attempt to arbitrage pricing disparities in securities held in the fund (e.g., establishing a long or short position in the equity of an MLP issuer while simultaneously establishing an opposite position in an affiliated MLP-related entity or other affiliated equity security); (2) trade call or put options; (3) enter into total return swaps or credit default contracts; or (4) sell securities short. The fund may also invest in foreign securities, but generally will not invest more than 10% of the fund’s assets in foreign securities. The fund only invests in securities traded on U.S. and Canadian exchanges.

Options trading is not a core strategy of the fund, but may be used by the sub-adviser to monetize existing positions when its price targets are reached, to generate income and to help hedge the fund. In addition, when the sub-adviser elects to take both long and short positions, it seeks to provide some protection in down markets when compared to a fund that takes only long positions.

The fund may invest a significant portion of its assets in cash, cash equivalent securities or short-term debt securities, repurchase agreements and money market instruments to serve as collateral for the positions the fund takes, to earn income, and for cash management purposes.

The above investment restrictions apply at the time of purchase, and the fund will not be required to reduce a position due solely to market value fluctuations in order to comply with these restrictions.

The fund is non-diversified.

**Principal Risks:** Risk is inherent in all investing. Many factors and risks affect the fund’s performance, including those described below. The value of your investment in the fund, as well as the amount of return you receive on your investment, may fluctuate significantly day to day and over time. You may lose part or all of your investment in the fund or your investment may not perform as well as other similar investments. The following is a summary description of principal risks (in alphabetical order after certain key risks) of investing in the fund. An investment in the fund is not a bank deposit and is not insured or guaranteed by the Federal Deposit Insurance Corporation or any other government agency. **You may lose money if you invest in this fund.**

**Market** – The market values of the fund’s securities and other assets will fluctuate, sometimes sharply and unpredictably, due to changes in general market conditions, overall economic trends or events, governmental actions or interventions, actions taken by the U.S. Federal Reserve or foreign central banks, political developments, investor sentiment, public health emergencies such as a pandemic, and other factors that may or may not be related to the issuer of the security or other asset. The market prices of securities and other assets also may go down due to events or conditions that affect particular sectors, industries or issuers. Adverse market conditions may be prolonged and may not have the same impact on all types of securities or other assets.

Economies and financial markets throughout the world are increasingly interconnected. Economic, financial or political events, trading and tariff arrangements, public health events, terrorism, technology and data interruptions, natural disasters, and other circumstances in one or more countries or regions could be highly disruptive to, and have profound impacts on, global economies or markets. As a result, whether or not the fund invests in securities of issuers located in or with significant exposure to the countries directly affected, the value and liquidity of the fund’s investments may go down.

The COVID-19 pandemic has caused substantial market disruption around the world, including the U.S. There have been periods of extreme volatility, and periods where there have been no buyers for certain securities, including U.S. Treasury securities. Some sectors of the economy and individual issuers have experienced particularly large losses. The pandemic has reduced liquidity of particular investments and asset classes; resulted in significant disruptions to business operations, including business closures; strained healthcare systems; disrupted supply chains, consumer demand and employee availability; and restricted travel. These conditions may continue for an extended period of time, or worsen. The pandemic may result in a sustained domestic or global economic

downturn or recession. Developing or emerging market countries may be more adversely impacted. The ultimate economic fallout from the pandemic, and the long-term impact on economies, markets, industries and individual issuers, are not known.

The U.S. government and the Federal Reserve, as well as certain foreign governments and central banks, have taken extraordinary actions to support local and global economies and the financial markets in response to the COVID-19 pandemic. These actions have resulted in significant expansion of public debt, including in the U.S. The long-term consequences of this level of public debt are not known. In addition, certain interest rates have been reduced to very low levels. This and other government intervention into the economy and financial markets to address the pandemic may not work as intended, particularly if the efforts are perceived by investors as being unlikely to achieve the desired results.

The COVID-19 pandemic could continue to adversely affect the value and liquidity of the fund's investments, impair the fund's ability to satisfy redemption requests, and negatively impact the fund's performance.

**Energy Sector** – Under normal circumstances, the fund concentrates its investments in industries in the energy sector. Investing in the energy sector involves a number of risks, including:

- *Supply and Demand.* A decrease in the production of natural gas, natural gas liquids, crude oil, coal or other energy commodities, a decrease in the volume of such commodities available for transportation, mining, processing, storage or distribution or a sustained decline in demand for such commodities, may adversely impact the financial performance of energy companies.
  - *Depletion and Exploration.* Energy reserves naturally deplete as they are consumed over time. The financial performance of energy companies may be adversely affected if they, or the companies to whom they provide services, are unable to cost-effectively acquire additional energy deposits sufficient to replace the natural decline of existing reserves. Also, the quantities of reserves may be overstated, or deposits may not be produced in the time periods anticipated.
  - *Reserve.* Energy companies engaged in the production of natural gas, natural gas liquids, crude oil and other energy commodities are subject to the risk that the quantities of their reserves are overstated, or will not be produced in the time periods anticipated, for a variety of reasons.
  - *Regulatory.* Energy companies are subject to significant federal, state and local government regulation in virtually every aspect of their operations, including (i) how facilities are constructed, maintained and operated, (ii) how and where wells are drilled, (iii) how services are provided, (iv) environmental and safety controls, and (v) the prices they may charge for the products and services they provide.
  - *Commodity Pricing.* The operations and financial performance of energy companies may be directly affected by energy commodity prices, especially those energy companies which own the underlying energy commodity or receive payments for services that are based on commodity prices.
  - *Acquisition.* The ability of energy companies to grow operating cash flow and increase such company's enterprise value can
- be highly dependent on their ability to make accretive acquisitions. In the event that energy companies are unable to make such acquisitions, whether because they are unable to identify attractive acquisition candidates and negotiate and close acceptable purchase contracts or to raise financing for such acquisitions on economically acceptable terms, or otherwise, their future growth may be limited.
  - *Affiliated Party.* Certain energy companies are dependent on their parents or sponsors for a majority of their revenues. Any failure by such company's parents or sponsors to satisfy their payments or obligations would impact such company's revenues and operating cash flows and ability to make interest payments and/or distributions.
  - *Catastrophe.* The operations of energy companies are subject to many hazards inherent in the exploring, developing, producing, generating, transporting, transmission, storing, gathering, processing, refining, distributing, mining or marketing of natural gas, natural gas liquids, crude oil, refined products, coal or electricity, including: damage to pipelines, storage tanks, plants or related equipment and surrounding properties caused by hurricanes, tornadoes, floods, fires and other natural disasters or by acts of terrorism; inadvertent damage from construction and farm equipment; well blowouts; leaks of such energy commodities; fires and explosions.
  - *Terrorism/Market Disruption.* Events in the Middle East and elsewhere could have significant adverse effects on the U.S. economy, financial and commodities markets.
  - *Weather.* Extreme weather conditions, such as hurricanes, (i) could result in substantial damage to the facilities of certain energy companies located in the affected areas, (ii) significantly increase the volatility in the supply of energy commodities and (iii) adversely affect the financial performance of energy companies, and could therefore adversely affect their securities. The damage done by extreme weather also may serve to increase many insurance premiums paid by energy companies and could adversely affect such companies' financial condition.
  - *Renewable Energy.* Renewable energy infrastructure companies' future growth may be highly dependent upon on government policies that support renewable power generation and enhance the economic viability of owning renewable electric generation assets. Such policies can include tax credits, accelerated cost-recovery systems of depreciation and renewable portfolio standard programs, which mandate that a specified percentage of electricity sales come from eligible sources of renewable energy. Furthermore, a portion of revenues from investments in renewable energy infrastructure assets is tied, either directly or indirectly, to the wholesale market price for electricity in the markets served. Wholesale market electricity prices are impacted by a number of factors including: the price of fuel (for example, natural gas) that is used to generate electricity; the cost of and management of generation and the amount of excess generating capacity relative to load in a particular market; and conditions (such as extremely hot or cold weather) that impact electrical system demand. In addition, there is uncertainty surrounding the trend in electricity demand growth, which is influenced by macroeconomic conditions; absolute and relative energy prices; and energy conservation

and demand management. This volatility and uncertainty in power markets could have a material adverse effect on the assets, liabilities, financial condition, results of operations and cash flow of the companies in which the fund invests.

**Industry Concentration** – The fund concentrates its investments in a specific industry or industries. Concentration in a particular industry heightens the risks associated with that industry. As a result, the fund may be subject to greater price volatility and risk of loss as a result of adverse economic, business or other developments affecting that industry than funds investing in a broader range of industries.

**Master Limited Partnerships** – Investments in MLPs involve risks that differ from investments in corporate issuers, including risks related to limited control and limited rights to vote on matters affecting the MLP, risks related to potential conflicts of interest between the MLP and the MLP's general partner, cash flow risks, dilution risks, certain tax risks, and risks related to the general partner's right to require unitholders to sell their common units at an undesirable time or price. MLP entities are typically focused in the energy, natural resources and real estate sectors of the economy. A downturn in the energy, natural resources or real estate sectors of the economy could have an adverse impact on the fund. Energy and natural resources MLPs may be adversely affected by changes in and volatility of commodity prices. At times, the performance of securities of companies in the energy, natural resources and real estate sectors of the economy may lag the performance of other sectors or the broader market as a whole. The yields for equity and debt securities of MLPs and other issuers in the energy sector are susceptible in the short-term to fluctuations in interest rates and the value of the fund's investments in such securities may decline if interest rates rise. The value of the fund's investment in MLPs depends to a significant extent on the MLPs being treated as partnerships for U.S. federal income tax purposes. If an MLP does not meet the legal requirements to maintain partnership status, it could be taxed as a corporation and there could be a material decrease in the value of its securities.

**Equity Securities** – Equity securities generally have greater risk of loss than debt securities. Stock markets are volatile and the value of equity securities may go up or down sometimes rapidly and unpredictably. The value of equity securities fluctuates based on real or perceived changes in a company's financial condition, factors affecting a particular industry or industries, and overall market, economic and political conditions. If the market prices of the equity securities owned by the fund fall, the value of your investment in the fund will decline. The fund may lose its entire investment in the equity securities of an issuer.

**Non-Diversification** – As a "non-diversified" fund, the fund may invest a larger percentage of its assets in a smaller number of issuers than a diversified fund. Investing in a smaller number of issuers will make the fund more susceptible to negative events affecting those issuers.

**Liquidity** – The fund may make investments that are illiquid or that become illiquid after purchase. Illiquid investments can be difficult to value, may trade at a discount from comparable, more liquid investments, and may be subject to wide fluctuations in value. If the fund is forced to sell an illiquid investment to meet redemption requests or other cash needs, the fund may be forced to sell at a substantial loss or may not be able to sell at all. Liquidity

of particular investments, or even entire asset classes, including U.S. Treasury securities, can deteriorate rapidly, particularly during times of market turmoil, and those investments may be difficult or impossible for the fund to sell. This may prevent the fund from limiting losses.

**Valuation** – The sales price the fund could receive for any particular portfolio investment may differ from the fund's valuation of the investment, particularly for securities that trade in thin or volatile markets, that are priced based upon valuations provided by third-party pricing services that use matrix or evaluated pricing systems, or that are valued using a fair value methodology. These differences may increase significantly and affect fund investments more broadly during periods of market volatility. Investors who purchase or redeem fund shares on days when the fund is holding fair-valued securities may receive fewer or more shares or lower or higher redemption proceeds than they would have received if the fund had not fair-valued securities or had used a different valuation methodology.

**Focused Investing** – To the extent the fund invests in a limited number of countries, regions, sectors, industries or market segments, in a limited number of issuers, or in issuers in related businesses or that are subject to related operating risks, the fund will be more susceptible to negative events affecting those countries, regions, sectors, industries, segments or issuers, and the value of its shares may be more volatile than if it invested more widely.

**Management** – The value of your investment may go down if the investment manager's or sub-adviser's judgments and decisions are incorrect or otherwise do not produce the desired results, or if the fund's investment strategy does not work as intended. You may also suffer losses if there are imperfections, errors or limitations in the quantitative, analytic or other tools, resources, information and data used, investment techniques applied, or the analyses employed or relied on, by the investment manager or sub-adviser, if such tools, resources, information or data are used incorrectly or otherwise do not work as intended, or if the investment manager's or sub-adviser's investment style is out of favor or otherwise fails to produce the desired results. Any of these things could cause the fund to lose value or its results to lag relevant benchmarks or other funds with similar objectives.

**Active Trading** – The fund may purchase and sell securities without regard to the length of time held. Active trading may be more pronounced during periods of market volatility, may have a negative impact on performance by increasing transaction costs and may generate greater amounts of short-term capital gains.

**Arbitrage** – The strategy is intended to take advantage of a perceived relationship between the value of two or more securities and may not work as intended.

**Capital Markets Access** – Energy companies may be unable to obtain new debt or equity financing on acceptable terms. If funding is not available when needed, or is available only on unfavorable terms, energy companies may not be able to meet their obligations as they come due or respond to competitive pressures.

**Cash Flow** – A substantial portion of the income received by the fund is expected to be derived from investments in equity securities of energy companies. Cash from operations may vary widely from quarter to quarter and may be

significantly affected by factors affecting the energy industry in general.

**Counterparty** – The fund could lose money if the counterparties to derivatives, repurchase agreements and other financial contracts entered into for the fund do not fulfill their contractual obligations. In addition, the fund may incur costs and may be hindered or delayed in enforcing its rights against a counterparty.

**Credit** – If an issuer or other obligor (such as a party providing insurance or other credit enhancement) of a security held by the fund or a counterparty to a financial contract with the fund is unable or unwilling to meet its financial obligations, or is downgraded or perceived to be less creditworthy (whether by market participants or otherwise), or if the value of any underlying assets declines, the value of your investment will typically decline. A decline may be significant, particularly in certain market environments. In addition, the fund may incur costs and may be hindered or delayed in enforcing its rights against an issuer, obligor or counterparty.

**Currency** – The value of a fund's investments in securities denominated in foreign currencies increases or decreases as the rates of exchange between those currencies and the U.S. dollar change. U.S. dollar-denominated securities of foreign issuers may also be affected by currency risk. Currency exchange rates can be volatile and may fluctuate significantly over short periods of time. Currency conversion costs and currency fluctuations could reduce or eliminate investment gains or add to investment losses. A fund may be unable or may choose not to hedge its foreign currency exposure.

**Derivatives** – Risks of derivatives include leverage risk, liquidity risk, valuation risk, market risk, counterparty risk, credit risk, operational risk and legal risk. Use of derivatives can increase fund losses, reduce opportunities for gains, increase fund volatility, and not produce the result intended. Certain derivatives have the potential for unlimited loss, regardless of the size of the initial investment. Even a small investment in derivatives can have a disproportionate impact on the fund. Derivatives may be difficult to sell, unwind or value, and the counterparty (including, if applicable, the fund's clearing broker, the derivatives exchange or the clearinghouse) may default on its obligations to the fund. In certain cases, the fund may incur costs and may be hindered or delayed in enforcing its rights against or closing out derivatives instruments with a counterparty, which may result in additional losses. Derivatives are also generally subject to the risks applicable to the assets, rates, indices or other indicators underlying the derivative, including market risk, credit risk, liquidity risk, management and valuation risk. Also, suitable derivative transactions may not be available in all circumstances or at reasonable prices. The value of a derivative may fluctuate more or less than, or otherwise not correlate well with, the underlying assets, rates, indices or other indicators to which it relates. The fund may be required to segregate or earmark liquid assets or otherwise cover its obligations under derivatives transactions and may have to liquidate positions before it is desirable in order to meet these segregation and coverage requirements.

**Distressed or Defaulted Securities** – Investments in defaulted securities and obligations of distressed issuers, including securities that are, or may be, involved in reorganizations or other financial restructurings, either out of court or in bankruptcy, involve substantial risks in addition to the risks of investing in high-yield debt

securities. These securities are considered speculative. The fund may incur costs to protect its investment, and the fund could lose its entire investment.

**Extension** – When interest rates rise, repayments of fixed income securities, including asset- and mortgage-backed securities, may occur more slowly than anticipated, causing their market prices to decline.

**Fixed-Income Securities** – Fixed-income securities are subject to risks including credit risk, interest rate risk, counterparty risk, prepayment risk, extension risk, valuation risk, and liquidity risk. The value of fixed-income securities may go up or down, sometimes rapidly and unpredictably, due to general market conditions, such as real or perceived adverse economic or political conditions, tariffs and trade disruptions, inflation, changes in interest rates, lack of liquidity in the bond markets or adverse investor sentiment. In addition, the value of a fixed-income security may decline if the issuer or other obligor of the security fails to pay principal and/or interest, otherwise defaults or has its credit rating downgraded or is perceived to be less creditworthy, or the credit quality or value of any underlying assets declines. If the value of fixed-income securities owned by the fund falls, the value of your investment will go down. The fund may lose its entire investment in the fixed-income securities of an issuer.

**Foreign Investments** – Investing in securities of foreign issuers or issuers with significant exposure to foreign markets involves additional risks. Foreign markets can be less liquid, less regulated, less transparent and more volatile than U.S. markets. The value of the fund's foreign investments may decline, sometimes rapidly or unpredictably, because of factors affecting the particular issuer as well as foreign markets and issuers generally, such as unfavorable or unsuccessful government actions, reduction of government or central bank support, tariffs and trade disruptions, political or financial instability, social unrest or other adverse economic or political developments. Foreign investments may be more difficult to value than investments in U.S. issuers.

**High-Yield Debt Securities** – High-yield debt securities, commonly referred to as "junk" bonds, are securities that are rated below "investment grade" or are of comparable quality. Changes in interest rates, the market's perception of the issuers, the creditworthiness of the issuers and negative perceptions of the junk bond market generally may significantly affect the value of these bonds. Junk bonds are considered speculative, tend to be volatile, typically have a higher risk of default, tend to be less liquid and more difficult to value than higher grade securities, and may result in losses for the fund.

**Interest Rate** – Interest rates in the U.S. and certain foreign markets have been low relative to historic levels. The fund faces a risk that interest rates may rise. The value of fixed income securities generally goes down when interest rates rise. A rise in rates tends to have a greater impact on the prices of longer term or duration securities. Changes in interest rates also may affect the liquidity of the fund's investments. A general rise in interest rates may cause investors to sell fixed income securities on a large scale, which could adversely affect the price and liquidity of fixed income securities generally and could also result in increased redemptions from the fund. Increased redemptions could cause the fund to sell securities at inopportune times or depressed prices and result in further losses. The yields for equity securities of MLPs and certain

midstream companies (companies that own and operate midstream assets, which are used in energy logistics, including, assets used in transporting, storing, gathering, processing, distributing, or marketing of natural gas, natural gas liquids, crude oil or refined products) are susceptible in the short-term to fluctuations in interest rates and the prices of such equity securities may decline when interest rates rise. This is also true for investments in debt instruments of energy companies. Rising interest rates can adversely impact the financial performance of energy companies by increasing the cost of capital. This may reduce such companies' ability to execute acquisitions or expansion projects in a cost-effective manner.

**IPOs** – Initial public offerings (“IPOs”) are subject to specific risks which include, among others:

- high volatility;
- no track record and limited issuer information for consideration;
- securities may be illiquid; and
- earnings are less predictable.

**Large Capitalization Companies** – The fund's investments in large capitalization companies may underperform other segments of the market because they may be less responsive to competitive challenges and opportunities and unable to attain high growth rates during periods of economic expansion.

**Large Shareholder** – A significant portion of the fund's shares may be owned by other funds sponsored by Transamerica. Transactions by these funds may be disruptive to the management of the fund. For example, the fund may experience large redemptions and could be required to sell securities at a time when it may not otherwise desire to do so. Such transactions may increase the fund's brokerage and/or other transaction costs. In addition, sizeable redemptions could cause the fund's total expenses to increase.

**Leveraging** – To the extent that the fund borrows or uses derivatives or other investments, such as ETFs, that have embedded leverage, your investment may be subject to heightened volatility, risk of loss and costs. Other risks also will be compounded because leverage generally magnifies the effect of a change in the value of an asset and creates a risk of loss of value on a larger pool of assets than the fund would otherwise have. Use of leverage may result in the loss of a substantial amount, and possibly all, of the fund's assets. The fund also may have to sell assets at inopportune times to satisfy its obligations or meet segregation, coverage or margin requirements.

**Prepayment or Call** – Many issuers have a right to prepay their fixed income securities. If this happens, the fund will not benefit from the rise in the market price of the securities that normally accompanies a decline in interest rates and may be forced to reinvest the prepayment proceeds in securities with lower yields.

**Privately Placed and Other Restricted Securities** – Restricted securities, which include private placements of private and public companies, are subject to legal or contractual restrictions on their resale. Restricted securities may be difficult to sell at the time and price a fund prefers. Restricted securities may be difficult to value properly and may involve greater risks than securities that are not subject to restrictions on resale, both of which may result in substantial losses. An insufficient number of eligible buyers interested in purchasing restricted securities held

by a fund could adversely affect the marketability of such securities and a fund might be unable to dispose of such securities promptly or at reasonable prices, adversely affecting a fund's overall liquidity. Restricted securities may not be listed on an exchange and may have no active trading market. A fund may incur additional expense when disposing of restricted securities.

**Repurchase Agreements** – In a repurchase agreement, the fund purchases securities from a broker-dealer or a bank, called the counterparty, upon the agreement of the counterparty to repurchase the securities from the fund at a later date, and at a specified price. The securities purchased serve as the fund's collateral for the obligation of the counterparty to repurchase the securities. If the counterparty does not repurchase the securities, the fund is entitled to sell the securities, but the fund may not be able to sell them for the price at which they were purchased, thus causing a loss. If the counterparty becomes insolvent, there is some risk that the fund will not have a right to the securities, or the immediate right to sell the securities.

**Short Sales** – A short sale may be effected by selling a security that the fund does not own. If the price of the security sold short increases, the fund would incur a loss; conversely, if the price declines, the fund will realize a gain. Although the gain is limited by the price at which the security was sold short, the loss is potentially unlimited. The fund may also pay transaction costs and borrowing fees in connection with short sales.

**Small and Medium Capitalization Companies** – The fund will be exposed to additional risks as a result of its investments in the securities of small or medium capitalization companies. Small or medium capitalization companies may be more at risk than large capitalization companies because, among other things, they may have limited product lines, operating history, market or financial resources, or because they may depend on a limited management group. Securities of small and medium capitalization companies may be more volatile than and may underperform large capitalization companies, may be harder to sell at times and at prices the portfolio managers believe appropriate and may offer greater potential for losses.

**Tax** – In order to qualify for treatment as a regulated investment company (“RIC”) under the Internal Revenue Code of 1986, as amended (the “Internal Revenue Code”), the fund must meet certain requirements regarding the composition of its income, the diversification of its assets, and the amounts of its distributions. If the fund were to fail to meet any of these requirements, the fund might not be eligible for treatment as a RIC, in which case it would be subject to federal income tax on its net income at regular corporate rates (without reduction for distributions to shareholders). When distributed, that income would generally be taxable to shareholders as ordinary dividend income to the extent attributable to the fund's earnings and profits. If the fund were to fail to qualify as a RIC, shareholders of the fund could realize significantly diminished returns from their investment in the fund. In the alternative, the fund may be able to preserve its RIC qualification under those circumstances by meeting certain conditions, in which case it may be subject to certain additional taxes.

The fund may invest no more than 25% of its total assets in the securities of MLPs and other entities treated as qualified publicly traded partnerships for federal income tax purposes. An MLP is an entity treated as a partnership under the Internal Revenue Code,

the partnership interests of which are traded on securities exchanges like shares of corporate stock. To qualify as an MLP, an entity must receive at least 90% of its income from qualifying sources such as interest, dividends, income and gain from mineral or natural resources activities, income and gain from the transportation or storage of certain fuels, and, in certain circumstances, income and gain from commodities or futures, forwards and options with respect to commodities. For this purpose, mineral or natural resources activities include exploration, development, production, mining, refining, marketing and transportation (including pipelines) of oil and gas, minerals, geothermal energy, fertilizer, timber or industrial source carbon dioxide. If it does not so qualify, it will generally be subject to tax as a corporation and there could be a material decrease in the value of its securities.

Depreciation or other cost recovery deductions passed through to the fund from investments in MLPs in a given year will generally reduce the fund's taxable income, but those deductions may be recaptured in the fund's income in one or more subsequent years. When recognized and distributed, recapture income will generally be taxable to shareholders at the time of the distribution at ordinary income tax rates, even though those shareholders might not have held shares in the fund at the time the deductions were taken by the fund, and even though those shareholders may not have corresponding economic gain on their shares at the time of the recapture. In order to distribute recapture income or to fund redemption requests, the fund may need to liquidate investments, which may lead to additional recapture income.

Changes in tax laws or regulations, or interpretations thereof in the future, could adversely affect the fund or the issuers in which the fund invests. Any such changes could negatively impact the value of the fund's investments and the amount and tax characterization of distributions paid by the fund.

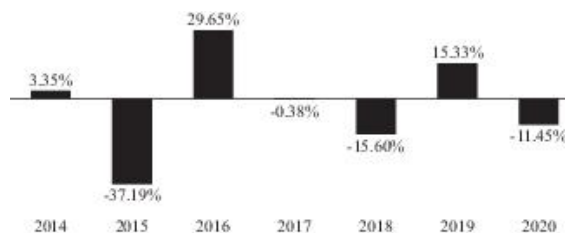
**Performance:** The bar chart and the table below provide some indication of the risks of investing in the fund. The bar chart shows how the fund's performance has varied from year to year. The table shows how the fund's average annual total returns for different periods compare to the returns of a broad measure of market performance, as well as comparison to one or more secondary indices.

The bar chart does not reflect the impact of sales charges, which, if reflected, would lower the returns. The table includes deduction of applicable sales charges.

Absent any applicable fee waivers and/or expense limitations, performance would be lower.

As with all mutual funds, past performance (before and after taxes) is not a prediction of future results. Updated performance information is available on our website at [www.transamerica.com/individual/products/mutual-funds/performance/](http://www.transamerica.com/individual/products/mutual-funds/performance/) or by calling 1-888-233-4339.

#### Annual Total Returns (calendar years ended December 31) - Class A



	Quarter Ended	Return
Best Quarter:	6/30/2020	24.48%
Worst Quarter:	3/31/2020	-39.27%

#### Average Annual Total Returns (periods ended December 31, 2020)

	1 Year	5 Years	Since Inception	Inception Date
Class A				04/30/2013
Return before taxes	-16.33%	1.03%	-3.94%	
Return after taxes on distributions	-17.64%	0.10%	-4.78%	
Return after taxes on distributions and sale of fund shares	-9.63%	0.56%	-3.07%	
Class C (Return before taxes only)	-12.95%	1.42%	-3.95%	04/30/2013
Class I (Return before taxes only)	-11.34%	2.45%	-2.97%	04/30/2013
S&P 500® (reflects no deduction for fees, expenses or taxes)	18.40%	15.22%	14.12%	
Alerian MLP Total Return Index (reflects no deduction for fees, expenses or taxes)	-28.69%	-5.95%	-7.51%	

The after-tax returns are calculated using the historic highest individual federal marginal income tax rates and do not reflect the impact of state and local taxes. Actual after-tax returns may depend on the investor's individual tax situation and may differ from those shown. After-tax returns may not be relevant if the investment is made through a tax-exempt or tax-deferred account, such as a 401(k) plan.

**After-tax returns are presented for only one class, and returns for other classes are presented before taxes only and will vary.**

#### Management:

*Investment Manager:* Transamerica Asset Management, Inc.

*Sub-Adviser:* Kayne Anderson Capital Advisors, L.P.

*Portfolio Manager:*

John C. Frey	Portfolio Manager	since 2013
--------------	-------------------	------------

**Purchase and Sale of Fund Shares:** You may purchase, exchange or redeem shares of the fund on any day the New York Stock Exchange is open for business, online or through our website at [www.transamerica.com](http://www.transamerica.com), by mail to Transamerica Fund Services, Inc., P.O. Box 219945, Kansas City, MO 64121-9945, by telephone at 1-888-233-4339, by overnight mail to Transamerica Fund Services, Inc., 330 W. 9th Street, Kansas City, MO 64105 or through a financial intermediary. The minimum initial purchase for Class A and C shares is \$1,000; the minimum subsequent investment is \$50. The minimum initial purchase for payroll deduction and

automatic investment plan is \$500; the minimum subsequent investment is \$50 per monthly fund account investment. The minimum investment for Class I shares is \$1,000,000.

**Tax Information:** Fund distributions may be taxable as ordinary income, qualified dividend income or capital gains, except when your investment is in an IRA, 401(k) or other tax-advantaged investment plan. In that case, you may be taxed when you take a distribution from such plan, depending on the type of plan, the circumstances of your distribution and other factors. Some fund distributions may be treated as a return of capital, which is not currently taxable. Distributions treated as a return of capital will reduce your tax basis in your shares.

**Payments to Broker-Dealers and Other Financial Intermediaries:** If you purchase the fund through a broker-dealer or other financial intermediary, the fund and/or its affiliates may pay the intermediary for the sale of fund shares and related services. These payments may create a conflict of interest by influencing the broker-dealer or other intermediary and your salesperson to recommend the fund over another investment. Ask your salesperson or visit your financial intermediary's website for more information.



## Transamerica Multi-Asset Income

**Investment Objective:** Seeks current income while providing long-term capital appreciation.

**Fees and Expenses:** This table describes the fees and expenses that you may pay if you buy, hold and sell shares of the fund. **You may pay other fees, such as brokerage commissions and other fees to financial intermediaries, which are not reflected in the tables and examples below.**

You may qualify for sales charge discounts if you and your family invest, or agree to invest in the future, at least \$50,000 in Transamerica Funds. More information about these and other discounts is available from your financial professional, in the “Waivers and Reductions of Sales Charges” section of the fund’s prospectus, in the Appendix – “Waivers and Discounts Available from Intermediaries,” and in the fund’s statement of additional information (SAI) under the heading “Purchase of Shares.”

### Shareholder Fees (fees paid directly from your investment)

	Class:	A	C	I
Maximum sales charge (load) imposed on purchases (as a percentage of offering price)		5.50%	None	None
Maximum deferred sales charge (load) (as a percentage of purchase price or redemption proceeds, whichever is lower)		None	<sup>1</sup> 1.00%	None

<sup>1</sup> Purchases of Class A shares in amounts of \$1 million or more that are not subject to an initial sales charge may be subject to a 1.00% contingent deferred sales charge if those shares are redeemed within 24 months of their purchase. A deferred sales charge on Class A and C shares may apply to certain redemptions of shares purchased by exchange from another Transamerica Fund.

### Annual Fund Operating Expenses (expenses that you pay each year as a percentage of the value of your investment)

	Class:	A	C	I
Management fees		0.57%	0.57%	0.57%
Distribution and service (12b-1) fees		0.25%	1.00%	None
Other expenses		0.21%	0.19%	0.21%
Total annual fund operating expenses		1.03%	1.76%	0.78%
Fee waiver and/or expense reimbursement <sup>1</sup>		0.00%	0.00%	0.06%
Total annual fund operating expenses after fee waiver and/or expense reimbursement		1.03%	1.76%	0.72%

<sup>1</sup> Contractual arrangements have been made with the fund’s investment manager, Transamerica Asset Management, Inc. (“TAM”), through March 1, 2022 to waive fees and/or reimburse fund expenses to the extent that total annual fund operating expenses exceed 1.12% for Class A shares, 1.87% for Class C shares and 0.72% for Class I shares, excluding, as applicable, acquired fund fees and expenses, interest, taxes, brokerage commissions, dividend and interest expenses on securities sold short, extraordinary expenses and other expenses not incurred in the ordinary course of the fund’s business. These arrangements cannot be terminated prior to March 1, 2022 without the Board of Trustees’ consent. TAM is permitted to recapture amounts waived and/or reimbursed to a class during any of the 36 months from the date on which TAM waived fees and/or reimbursed expenses for the class if the class’ total annual fund operating expenses have fallen to a level below the limits described above. In no case will TAM recapture any amount that would result, on any particular business day of the fund, in the class’ total annual operating expenses exceeding the applicable limits described above or any other lower limit then in effect.

**Example:** This Example is intended to help you compare the cost of investing in the fund with the cost of investing in other mutual funds.

The Example assumes that you invest \$10,000 in the fund for the time periods indicated and then redeem all shares at the end of those periods (unless otherwise indicated). The Example also assumes that your investment has a 5% return each year and that the fund’s operating expenses remain the same. Only the 1 year dollar amount shown below reflects TAM’s agreement to waive fees and/or reimburse fund expenses. Although your actual costs may be higher or lower, based on these assumptions your costs would be:

### If the shares are redeemed at the end of each period:

	1 year	3 years	5 years	10 years
Class A	\$ 649	\$ 860	\$ 1,087	\$ 1,740
Class C	\$ 279	\$ 554	\$ 954	\$ 2,073
Class I	\$ 74	\$ 243	\$ 427	\$ 960

### If the shares are not redeemed:

	1 year	3 years	5 years	10 years
Class A	\$ 649	\$ 860	\$ 1,087	\$ 1,740
Class C	\$ 179	\$ 554	\$ 954	\$ 2,073
Class I	\$ 74	\$ 243	\$ 427	\$ 960

**Portfolio Turnover:** The fund pays transaction costs, such as commissions, when it buys and sells securities (or “turns over” its portfolio). A higher portfolio turnover rate may indicate higher transaction costs and may result in higher taxes when fund shares are held in a taxable account. These costs, which are not reflected in annual fund operating expenses or in the Example, affect the fund’s performance.

During the most recent fiscal year, the portfolio turnover rate for the fund was 61% of the average value of its portfolio.

**Principal Investment Strategies:** The fund’s sub-adviser, Thompson, Siegel & Walmsley LLC (the “sub-adviser”), deploys an active strategy that normally seeks to invest in a range of securities, including primarily U.S. stocks with market capitalizations at the time of purchase in excess of \$3 billion, preferred stocks, and income producing fixed income securities. Under normal market conditions, the fund invests in a diversified portfolio of credit and equity securities and may shift its investments from one asset class to another in seeking to achieve the fund’s income objective.

The sub-adviser employs a strategic approach to asset allocation and uses a “bottom-up” fundamental investment approach to security selection. The sub-adviser expects to generally invest the fund’s portfolio in a mix of common stock, preferred stock and fixed income securities, normally targeting allocations of 40%, 20% and 40%, respectively for these security types. Depending on market factors, these allocations may range from approximately 20% to 60% for common stock, 0% to 40% for preferred stock and 20% to 60% for fixed income securities.

The equity securities in which the fund invests typically consist primarily of common stocks. Debt securities in which the fund invests normally include primarily high yield bonds (also known as “junk bonds”), although the fund may hold other fixed income securities including various fixed, floating and variable rate instruments, secured and unsecured bonds, bonds convertible into common stock, senior floating rate and term loans, debentures, shorter term instruments and closed-end funds. The fund may invest all of its fixed income allocation in securities that are rated below investment grade.

The fund may invest in fixed-income securities of any maturity and does not have a target average duration. The fund maintains the flexibility to invest in securities of companies from a variety of sectors, but from time to time, based on economic conditions, the fund may have significant investments in one or more particular sectors. The fund may also invest up to 25% of its assets in foreign securities, either directly or through depositary receipts. The fund may also invest in exchange-traded funds (“ETFs”).

**Principal Risks:** Risk is inherent in all investing. Many factors and risks affect the fund's performance, including those described below. The value of your investment in the fund, as well as the amount of return you receive on your investment, may fluctuate significantly day to day and over time. You may lose part or all of your investment in the fund or your investment may not perform as well as other similar investments. The following is a summary description of principal risks (in alphabetical order after certain key risks) of investing in the fund. An investment in the fund is not a bank deposit and is not insured or guaranteed by the Federal Deposit Insurance Corporation or any other government agency. **You may lose money if you invest in this fund.**

**Market** – The market values of the fund's securities and other assets will fluctuate, sometimes sharply and unpredictably, due to changes in general market conditions, overall economic trends or events, governmental actions or interventions, actions taken by the U.S. Federal Reserve or foreign central banks, political developments, investor sentiment, public health emergencies such as a pandemic, and other factors that may or may not be related to the issuer of the security or other asset. The market prices of securities and other assets also may go down due to events or conditions that affect particular sectors, industries or issuers. Adverse market conditions may be prolonged and may not have the same impact on all types of securities or other assets.

Economies and financial markets throughout the world are increasingly interconnected. Economic, financial or political events, trading and tariff arrangements, public health events, terrorism, technology and data interruptions, natural disasters, and other circumstances in one or more countries or regions could be highly disruptive to, and have profound impacts on, global economies or markets. As a result, whether or not the fund invests in securities of issuers located in or with significant exposure to the countries directly affected, the value and liquidity of the fund's investments may go down.

The COVID-19 pandemic has caused substantial market disruption around the world, including the U.S. There have been periods of extreme volatility, and periods where there have been no buyers for certain securities, including U.S. Treasury securities.

Some sectors of the economy and individual issuers have experienced particularly large losses. The pandemic has reduced liquidity of particular investments and asset classes; resulted in significant disruptions to business operations, including business closures; strained healthcare systems; disrupted supply chains, consumer demand and employee availability; and restricted travel. These conditions may continue for an extended period of time, or worsen. The pandemic may result in a sustained domestic or global economic downturn or recession. Developing or emerging market countries may be more adversely impacted. The ultimate economic fallout from the pandemic, and the long-term impact on economies, markets, industries and individual issuers, are not known.

The U.S. government and the Federal Reserve, as well as certain foreign governments and central banks, have taken extraordinary actions to support local and global economies and the financial markets in response to the COVID-19 pandemic. These actions have resulted in significant expansion of public debt, including in the U.S. The long-term consequences of this level of public debt are not known. In addition, certain interest rates have been reduced to very low levels. This and other government intervention into the economy and financial markets to address the pandemic may not work as intended, particularly if the efforts are perceived by investors as being unlikely to achieve the desired results.

The COVID-19 pandemic could continue to adversely affect the value and liquidity of the fund's investments, impair the fund's ability to satisfy redemption requests, and negatively impact the fund's performance.

**Asset Class Allocation** – The fund's investment performance depends on the fund's asset class allocation and reallocation from time to time. The investment manager's and sub-advisers' decisions may not produce the desired results.

**Equity Securities** – Equity securities generally have greater risk of loss than debt securities. Stock markets are volatile and the value of equity securities may go up or down sometimes rapidly and unpredictably. The value of equity securities fluctuates based on real or perceived changes in a company's financial condition, factors affecting a particular industry or industries, and overall market, economic and political conditions. If the market prices of the equity securities owned by the fund fall, the value of your investment in the fund will decline. The fund may lose its entire investment in the equity securities of an issuer.

**Interest Rate** – Interest rates in the U.S. and certain foreign markets have been low relative to historic levels. The fund faces a risk that interest rates may rise. The value of fixed income securities generally goes down when interest rates rise. A rise in rates tends to have a greater impact on the prices of longer term or duration securities. Changes in interest rates also may affect the liquidity of the fund's investments. A general rise in interest rates may cause investors to sell fixed income securities on a large scale, which could adversely affect the price and liquidity of fixed income securities generally and could also result in increased redemptions from the fund. Increased redemptions could cause the fund to sell securities at inopportune times or depressed prices and result in further losses.

**High-Yield Debt Securities** – High-yield debt securities, commonly referred to as “junk” bonds, are securities that are rated below “investment grade” or are of comparable quality. Changes

in interest rates, the market's perception of the issuers, the creditworthiness of the issuers and negative perceptions of the junk bond market generally may significantly affect the value of these bonds. Junk bonds are considered speculative, tend to be volatile, typically have a higher risk of default, tend to be less liquid and more difficult to value than higher grade securities, and may result in losses for the fund.

**Preferred Stock** – Preferred stock's right to dividends and liquidation proceeds is junior to the rights of a company's debt securities. The value of preferred stock may be subject to factors that affect fixed income and equity securities. The value of preferred stock tends to vary more with fluctuations in the underlying common stock and less with fluctuations in interest rates and tends to exhibit greater volatility.

**Fixed-Income Securities** – Fixed-income securities are subject to risks including credit risk, interest rate risk, counterparty risk, prepayment risk, extension risk, valuation risk, and liquidity risk. The value of fixed-income securities may go up or down, sometimes rapidly and unpredictably, due to general market conditions, such as real or perceived adverse economic or political conditions, tariffs and trade disruptions, inflation, changes in interest rates, lack of liquidity in the bond markets or adverse investor sentiment. In addition, the value of a fixed-income security may decline if the issuer or other obligor of the security fails to pay principal and/or interest, otherwise defaults or has its credit rating downgraded or is perceived to be less creditworthy, or the credit quality or value of any underlying assets declines. If the value of fixed-income securities owned by the fund falls, the value of your investment will go down. The fund may lose its entire investment in the fixed-income securities of an issuer.

**Credit** – If an issuer or other obligor (such as a party providing insurance or other credit enhancement) of a security held by the fund or a counterparty to a financial contract with the fund is unable or unwilling to meet its financial obligations, or is downgraded or perceived to be less creditworthy (whether by market participants or otherwise), or if the value of any underlying assets declines, the value of your investment will typically decline. A decline may be significant, particularly in certain market environments. In addition, the fund may incur costs and may be hindered or delayed in enforcing its rights against an issuer, obligor or counterparty.

**Liquidity** – The fund may make investments that are illiquid or that become illiquid after purchase. Illiquid investments can be difficult to value, may trade at a discount from comparable, more liquid investments, and may be subject to wide fluctuations in value. If the fund is forced to sell an illiquid investment to meet redemption requests or other cash needs, the fund may be forced to sell at a substantial loss or may not be able to sell at all. Liquidity of particular investments, or even entire asset classes, including U.S. Treasury securities, can deteriorate rapidly, particularly during times of market turmoil, and those investments may be difficult or impossible for the fund to sell. This may prevent the fund from limiting losses.

**Counterparty** – The fund could lose money if the counterparties to derivatives, repurchase agreements and other financial contracts entered into for the fund do not fulfill their contractual obligations. In addition, the fund may incur costs and may be hindered or delayed in enforcing its rights against a counterparty.

**Extension** – When interest rates rise, repayments of fixed income securities, including asset- and mortgage-backed securities, may occur more slowly than anticipated, causing their market prices to decline.

**Prepayment or Call** – Many issuers have a right to prepay their fixed income securities. If this happens, the fund will not benefit from the rise in the market price of the securities that normally accompanies a decline in interest rates and may be forced to reinvest the prepayment proceeds in securities with lower yields.

**Management** – The value of your investment may go down if the investment manager's or sub-adviser's judgments and decisions are incorrect or otherwise do not produce the desired results, or if the fund's investment strategy does not work as intended. You may also suffer losses if there are imperfections, errors or limitations in the quantitative, analytic or other tools, resources, information and data used, investment techniques applied, or the analyses employed or relied on, by the investment manager or sub-adviser, if such tools, resources, information or data are used incorrectly or otherwise do not work as intended, or if the investment manager's or sub-adviser's investment style is out of favor or otherwise fails to produce the desired results. Any of these things could cause the fund to lose value or its results to lag relevant benchmarks or other funds with similar objectives.

**Active Trading** – The fund may purchase and sell securities without regard to the length of time held. Active trading may be more pronounced during periods of market volatility, may have a negative impact on performance by increasing transaction costs and may generate greater amounts of short-term capital gains.

**Convertible Securities** – Convertible securities are subject to risks associated with both fixed income and equity securities. For example, if market interest rates rise, the value of a convertible security typically falls. In addition, a convertible security is subject to the risk that the issuer will not be able to pay interest or dividends when due, and the market value of the security may change based on the issuer's actual or perceived creditworthiness. Since the convertible security derives a portion of its value from the underlying common stock, the security is also subject to the same types of market and issuer-specific risks that apply to the underlying common stock. Convertible securities generally offer lower interest or dividend yields than non-convertible securities of similar quality.

**Currency** – The value of a fund's investments in securities denominated in foreign currencies increases or decreases as the rates of exchange between those currencies and the U.S. dollar change. U.S. dollar-denominated securities of foreign issuers may also be affected by currency risk. Currency exchange rates can be volatile and may fluctuate significantly over short periods of time. Currency conversion costs and currency fluctuations could reduce or eliminate investment gains or add to investment losses. A fund may be unable or may choose not to hedge its foreign currency exposure.

**Depository Receipts** – Depository receipts are generally subject to the same risks as are the foreign securities that they evidence or into which they may be converted, and they may be less liquid than the underlying shares in their primary trading market. Holders of depository receipts may have limited voting rights, and investment restrictions in certain countries may adversely

impact the value of depositary receipts because such restrictions may limit the ability to convert equity shares into depositary receipts and vice versa.

**Foreign Investments** – Investing in securities of foreign issuers or issuers with significant exposure to foreign markets involves additional risks. Foreign markets can be less liquid, less regulated, less transparent and more volatile than U.S. markets. The value of the fund's foreign investments may decline, sometimes rapidly or unpredictably, because of factors affecting the particular issuer as well as foreign markets and issuers generally, such as unfavorable or unsuccessful government actions, reduction of government or central bank support, tariffs and trade disruptions, political or financial instability, social unrest or other adverse economic or political developments. Foreign investments may be more difficult to value than investments in U.S. issuers.

**Growth Stocks** – Returns on growth stocks may not move in tandem with returns on other categories of stocks or the market as a whole. Growth stocks typically are particularly sensitive to market movements and may involve larger price swings because their market prices tend to reflect future expectations. When it appears those expectations may not be met, the prices of growth securities typically fall. Growth stocks as a group may be out of favor and underperform the overall equity market for a long period of time, for example, while the market favors "value" stocks.

**Investment Companies** – To the extent that the fund invests in other investment companies, such as open-end funds, closed-end funds or exchange-traded funds, it is subject to the risks of those investment companies and bears its pro rata share of the other investment companies' expenses.

**Large Capitalization Companies** – The fund's investments in large capitalization companies may underperform other segments of the market because they may be less responsive to competitive challenges and opportunities and unable to attain high growth rates during periods of economic expansion.

**Large Shareholder** – A significant portion of the fund's shares may be owned by other funds sponsored by Transamerica. Transactions by these funds may be disruptive to the management of the fund. For example, the fund may experience large redemptions and could be required to sell securities at a time when it may not otherwise desire to do so. Such transactions may increase the fund's brokerage and/or other transaction costs. In addition, sizeable redemptions could cause the fund's total expenses to increase.

**Loans** – Loans are subject to the credit risk of nonpayment of principal or interest. Economic downturns or increases in interest rates may cause an increase in defaults, interest rate risk and liquidity risk. Loans may or may not be collateralized at the time of acquisition, and any collateral may be relatively illiquid or lose all or substantially all of its value subsequent to investment. The fund's investments in loans are also subject to prepayment or call risk.

**Medium Capitalization Companies** – Investing in medium capitalization companies involves greater risk than is customarily associated with more established companies. Securities of medium capitalization companies may underperform larger capitalization companies, may be harder to sell at times and at prices the portfolio managers believe appropriate and may offer greater potential for losses.

**Small Capitalization Companies** – The fund will be exposed to additional risks as a result of its investments in the securities of small capitalization companies. Small capitalization companies may be more at risk than larger capitalization companies because, among other things, they may have limited product lines, operating history, market or financial resources, or because they may depend on limited management groups. Securities of small capitalization companies are generally more volatile than and may underperform larger capitalization companies, may be harder to sell at times and at prices the portfolio managers believe appropriate and may offer greater potential for losses.

**Underlying Exchange-Traded Funds** – To the extent the fund invests its assets in underlying ETFs, its ability to achieve its investment objective will depend in part on the performance of the underlying ETFs in which it invests. Investing in underlying ETFs subjects the fund to the risks of investing in the underlying securities or assets held by those ETFs. Each of the underlying ETFs in which the fund may invest has its own investment risks, and those risks can affect the value of the underlying ETFs' shares and therefore the value of the fund's investments. There can be no assurance that the investment objective of any underlying ETF will be achieved. In addition, the fund will bear a pro rata portion of the operating expenses of the underlying ETFs in which it invests.

**Valuation** – The sales price the fund could receive for any particular portfolio investment may differ from the fund's valuation of the investment, particularly for securities that trade in thin or volatile markets, that are priced based upon valuations provided by third-party pricing services that use matrix or evaluated pricing systems, or that are valued using a fair value methodology. These differences may increase significantly and affect fund investments more broadly during periods of market volatility. Investors who purchase or redeem fund shares on days when the fund is holding fair-valued securities may receive fewer or more shares or lower or higher redemption proceeds than they would have received if the fund had not fair-valued securities or had used a different valuation methodology.

**Value Investing** – The prices of securities the sub-adviser believes are undervalued may not appreciate as anticipated or may go down. The value approach to investing involves the risk that stocks may remain undervalued, undervaluation may become more severe, or perceived undervaluation may actually represent intrinsic value. Value stocks as a group may be out of favor and underperform the overall equity market for a long period of time, for example, while the market favors "growth" stocks.

**Performance:** The bar chart and the table below provide some indication of the risks of investing in the fund. The bar chart shows how the fund's performance has varied from year to year. The table shows how the fund's average annual total returns for different periods compare to the returns of a broad measure of market performance, as well as comparison to one or more secondary indices.

The bar chart does not reflect the impact of sales charges, which, if reflected, would lower the returns. The table includes deduction of applicable sales charges.

Absent any applicable fee waivers and/or expense limitations, performance would be lower.

As with all mutual funds, past performance (before and after taxes) is not a prediction of future results. Updated performance information is available on our website at [www.transamerica.com/individual/products/mutual-funds/performance/](http://www.transamerica.com/individual/products/mutual-funds/performance/) or by calling 1-888-233-4339.

#### Annual Total Returns (calendar years ended December 31) - Class A



	Quarter Ended	Return
Best Quarter:	6/30/2020	15.33%
Worst Quarter:	3/31/2020	-18.15%

#### Average Annual Total Returns (periods ended December 31, 2020)

	1 Year	5 Years	Since Inception	Inception Date
Class A				03/01/2014
Return before taxes	5.24%	8.51%	6.87%	
Return after taxes on distributions	3.89%	7.14%	5.42%	
Return after taxes on distributions and sale of fund shares	3.20%	6.13%	4.78%	
Class C (Return before taxes only)	9.40%	8.93%	6.94%	03/01/2014
Class I (Return before taxes only)	11.64%	10.05%	8.03%	03/01/2014
S&P 500® (reflects no deduction for fees, expenses or taxes)	18.40%	15.22%	13.08%	
Transamerica Multi-Asset Income Blended Benchmark <sup>1</sup> (reflects no deduction for fees, expenses or taxes)	13.70%	12.43%	10.10%	

<sup>1</sup> The Transamerica Multi-Asset Income Blended Benchmark consists of the following: ICE BofAML U.S. High Yield BB-B Rated Constrained Index: 40% and S&P 500®: 60%. Calculations assume dividends and capital gains are reinvested and do not include any managerial expenses.

The after-tax returns are calculated using the historic highest individual federal marginal income tax rates and do not reflect the impact of state and local taxes. Actual after-tax returns may depend on the investor's individual tax situation and may differ from those shown. After-tax returns may not be relevant if the investment is made through a tax-exempt or tax-deferred account, such as a 401(k) plan.

**After-tax returns are presented for only one class, and returns for other classes are presented before taxes only and will vary.**

#### Management:

*Investment Manager:* Transamerica Asset Management, Inc.

*Sub-Adviser:* Thompson, Siegel & Walmsley LLC

*Portfolio Manager:*

William M. Bellamy, CFA	Portfolio Manager	since 2014
-------------------------	-------------------	------------

**Purchase and Sale of Fund Shares:** You may purchase, exchange or redeem shares of the fund on any day the New

[www.transamerica.com](http://www.transamerica.com), by mail to Transamerica Fund Services, Inc., P.O. Box 219945, Kansas City, MO 64121-9945, by telephone at 1-888-233-4339, by overnight mail to Transamerica Fund Services, Inc., 330 W. 9th Street, Kansas City, MO 64105 or through a financial intermediary. The minimum initial purchase for Class A and C shares is \$1,000; the minimum subsequent investment is \$50. The minimum initial purchase for payroll deduction and automatic investment plan is \$500; the minimum subsequent investment is \$50 per monthly fund account investment. The minimum investment for Class I shares is \$1,000,000.

**Tax Information:** Fund distributions may be taxable as ordinary income, qualified dividend income, or capital gains, except when your investment is in an IRA, 401(k) or other tax-advantaged investment plan. In that case, you may be taxed when you take a distribution from such plan, depending on the type of plan, the circumstances of your distribution and other factors.

**Payments to Broker-Dealers and Other Financial Intermediaries:** If you purchase the fund through a broker-dealer or other financial intermediary, the fund and/or its affiliates may pay the intermediary for the sale of fund shares and related services. These payments may create a conflict of interest by influencing the broker-dealer or other intermediary and your salesperson to recommend the fund over another investment. Ask your salesperson or visit your financial intermediary's website for more information.

York Stock Exchange is open for business, online or through  
our website at

## Transamerica Multi-Managed Balanced

**Investment Objective:** Seeks to provide a high total investment return through investments in a broadly diversified portfolio of stocks, bonds and money market instruments.

**Fees and Expenses:** This table describes the fees and expenses that you may pay if you buy, hold and sell shares of the fund. **You may pay other fees, such as brokerage commissions and other fees to financial intermediaries, which are not reflected in the tables and examples below.**

You may qualify for sales charge discounts if you and your family invest, or agree to invest in the future, at least \$50,000 in Transamerica Funds. More information about these and other discounts is available from your financial professional, in the “Waivers and Reductions of Sales Charges” section of the fund’s prospectus, in the Appendix – “Waivers and Discounts Available from Intermediaries,” and in the fund’s statement of additional information (SAI) under the heading “Purchase of Shares.”

### Shareholder Fees (fees paid directly from your investment)

	Class:	A	C	I	R6
Maximum sales charge (load) imposed on purchases (as a percentage of offering price)		5.50%	None	None	None
Maximum deferred sales charge (load) (as a percentage of purchase price or redemption proceeds, whichever is lower)		None	1.00%	None	None

<sup>1</sup> Purchases of Class A shares in amounts of \$1 million or more that are not subject to an initial sales charge may be subject to a 1.00% contingent deferred sales charge if those shares are redeemed within 24 months of their purchase. A deferred sales charge on Class A and C shares may apply to certain redemptions of shares purchased by exchange from another Transamerica Fund.

### Annual Fund Operating Expenses (expenses that you pay each year as a percentage of the value of your investment)

	Class:	A	C	I	R6
Management fees <sup>1</sup>		0.60%	0.60%	0.60%	0.60%
Distribution and service (12b-1) fees		0.25%	1.00%	None	None
Other expenses		0.13%	0.13%	0.16%	0.06%
<b>Total annual fund operating expenses</b>		<b>0.98%</b>	<b>1.73%</b>	<b>0.76%</b>	<b>0.66%</b>

<sup>1</sup> Management fees have been restated to reflect a reduction in management fees effective May 1, 2020.

**Example:** This Example is intended to help you compare the cost of investing in the fund with the cost of investing in other mutual funds.

The Example assumes that you invest \$10,000 in the fund for the time periods indicated and then redeem all shares at the end of those periods (unless otherwise indicated). The Example also assumes that your investment has a 5% return each year and that the fund’s operating expenses remain the same. Although your actual costs may be higher or lower, based on these assumptions your costs would be:

### If the shares are redeemed at the end of each period:

	1 year	3 years	5 years	10 years
Class A	\$ 644	\$ 845	\$ 1,062	\$ 1,685
Class C	\$ 276	\$ 545	\$ 939	\$ 2,041
Class I	\$ 78	\$ 243	\$ 422	\$ 942
Class R6	\$ 67	\$ 211	\$ 368	\$ 822

### If the shares are not redeemed:

	1 year	3 years	5 years	10 years
Class A	\$ 644	\$ 845	\$ 1,062	\$ 1,685
Class C	\$ 176	\$ 545	\$ 939	\$ 2,041
Class I	\$ 78	\$ 243	\$ 422	\$ 942
Class R6	\$ 67	\$ 211	\$ 368	\$ 822

**Portfolio Turnover:** The fund pays transaction costs, such as commissions, when it buys and sells securities (or “turns over” its portfolio). A higher portfolio turnover rate may indicate higher transaction costs and may result in higher taxes when fund shares are held in a taxable account. These costs, which are not reflected in annual fund operating expenses or in the Example, affect the fund’s performance.

During the most recent fiscal year, the portfolio turnover rate for the fund was 53% of the average value of its portfolio.

### Principal Investment Strategies:

Under normal circumstances, the fund invests approximately 60% of its net assets in equity securities and approximately 40% of its net assets in fixed-income securities (investing at least 25% of its net assets in fixed-income senior securities being those securities that rank above another security in the event of the company’s bankruptcy or liquidation). The fund has two sub-advisers. J.P. Morgan Investment Management Inc. (the “equity sub-adviser”) manages the equity component of the fund and Aegon USA Investment Management, LLC (the “fixed-income sub-adviser”) manages the fixed-income component of the fund. The fund’s investment manager, Transamerica Asset Management, Inc., monitors the allocation of the fund’s assets between the equity sub-adviser and the fixed-income sub-adviser and rebalances the allocation periodically to maintain these approximate allocations.

Each sub-adviser varies the percentage of assets invested in any one type of security in accordance with its interpretation of economic and market conditions, fiscal and monetary policy, and underlying securities values.

**Equity component** – The equity sub-adviser seeks to achieve the fund’s objective by investing, under normal circumstances, at least 80% of the equity component’s net assets in equity securities of large- and medium-capitalization U.S. companies. The fund may invest in foreign companies. The equity sub-adviser will normally keep the equity component as fully invested in equity securities as practicable. Industry by industry, the fund’s weightings are generally similar to those of the S&P 500®. The equity sub-adviser normally does not look to overweight or underweight industries. Holdings by industry sector will normally approximate those of the S&P 500®.

As a part of its investment process, the equity sub-adviser seeks to assess and integrate into the analytical process the equity sub-adviser's views of the impact of environmental, social and governance ("ESG") factors (including accounting and tax policies, disclosure and investor communication, shareholder rights and remuneration policies) on the cash flows of many companies in which it may invest to seek to identify issuers that the equity sub-adviser believes will be negatively impacted by such factors relative to other issuers. These determinations may not be conclusive and securities of such issuers may be purchased and retained by the fund.

**Fixed-income component** – Under normal circumstances, the fixed-income component of the fund is invested primarily in investment grade debt securities, which may include: investment grade corporate debt securities, U.S. government obligations, mortgage-backed securities guaranteed by U.S. government agencies and instrumentalities, and private residential mortgage-backed securities. The fixed-income component's portfolio weighted average duration will typically range from 3 to 10 years.

The fixed-income sub-adviser may also invest the fund's assets in U.S. Treasury and agency securities, municipal bonds, asset-backed securities (including collateralized loan obligations ("CLO"s), collateralized bond obligations ("CBO"s) and collateralized debt obligations ("CDO"s)), commercial mortgage-backed securities ("CMBS"), high quality short-term debt obligations and repurchase agreements. The fixed-income sub-adviser's investments for the fund may include debt securities of foreign issuers, including emerging market debt securities. The fixed-income sub-adviser may invest the fund's assets in securities that are denominated in U.S. dollars and in foreign currencies.

The fund may invest up to 10% of the fixed-income component's net assets in emerging market debt securities and up to 10% of the fixed-income component's net assets in high-yield debt securities (commonly referred to as "junk bonds"), but may invest no more than 15% of the fixed-income component's net assets in emerging market debt securities and high-yield debt securities combined. Investment grade debt securities carry a rating of at least BBB from Standard & Poor's or Fitch or Baa from Moody's or are of comparable quality as determined by the fixed-income sub-adviser.

In managing the fund's fixed-income component, the fixed-income sub-adviser uses a combination of a global "top-down" analysis of the macroeconomic and interest rate environment and proprietary "bottom-up" research of corporate and government debt, and other debt instruments. In the fixed-income sub-adviser's "top-down" approach, the fixed-income sub-adviser analyzes various fundamental, technical, sentiment and valuation factors that affect the movement of markets and securities prices worldwide. In its proprietary "bottom-up" research, the fixed-income sub-adviser considers various fundamental and other factors, such as creditworthiness, capital structure, covenants, cash flows and, as applicable, collateral. The fixed-income sub-adviser's research analysts integrate environmental, social and governance matters within their analytical process alongside traditional credit analysis. The fixed-income sub-adviser uses this combined "top-down" and "bottom-up" approach to determine sector, security, yield curve positioning, and duration positions for the fixed-income component of the fund.

The fund may, but is not required to, engage in certain investment strategies involving derivatives, such as options, futures, forward currency contracts and swaps, including, but not limited to, interest rate, total return and credit default swaps. These investment strategies may be employed as a hedging technique, as a means of altering investment characteristics of the fund's portfolio (such as shortening or lengthening duration), in an attempt to enhance returns or for other purposes.

The fund may purchase securities on a when-issued, delayed delivery or forward commitment basis.

**Principal Risks:** Risk is inherent in all investing. Many factors and risks affect the fund's performance, including those described below. The value of your investment in the fund, as well as the amount of return you receive on your investment, may fluctuate significantly day to day and over time. You may lose part or all of your investment in the fund or your investment may not perform as well as other similar investments. The following is a summary description of principal risks (in alphabetical order after certain key risks) of investing in the fund. An investment in the fund is not a bank deposit and is not insured or guaranteed by the Federal Deposit Insurance Corporation or any other government agency. **You may lose money if you invest in this fund.**

**Market** – The market values of the fund's securities and other assets will fluctuate, sometimes sharply and unpredictably, due to changes in general market conditions, overall economic trends or events, governmental actions or interventions, actions taken by the U.S. Federal Reserve or foreign central banks, political developments, investor sentiment, public health emergencies such as a pandemic, and other factors that may or may not be related to the issuer of the security or other asset. The market prices of securities and other assets also may go down due to events or conditions that affect particular sectors, industries or issuers. Adverse market conditions may be prolonged and may not have the same impact on all types of securities or other assets.

Economies and financial markets throughout the world are increasingly interconnected. Economic, financial or political events, trading and tariff arrangements, public health events, terrorism, technology and data interruptions, natural disasters, and other circumstances in one or more countries or regions could be highly disruptive to, and have profound impacts on, global economies or markets. As a result, whether or not the fund invests in securities of issuers located in or with significant exposure to the countries directly affected, the value and liquidity of the fund's investments may go down.

The COVID-19 pandemic has caused substantial market disruption around the world, including the U.S. There have been periods of extreme volatility, and periods where there have been no buyers for certain securities, including U.S. Treasury securities. Some sectors of the economy and individual issuers have experienced particularly large losses. The pandemic has reduced liquidity of particular investments and asset classes; resulted in significant disruptions to business operations, including business closures; strained healthcare systems; disrupted supply chains, consumer demand and employee availability; and restricted travel. These conditions may continue for an extended period of time, or worsen. The pandemic may result in a sustained domestic or global



economic downturn or recession. Developing or emerging  
market countries

may be more adversely impacted. The ultimate economic fallout from the pandemic, and the long-term impact on economies, markets, industries and individual issuers, are not known.

The U.S. government and the Federal Reserve, as well as certain foreign governments and central banks, have taken extraordinary actions to support local and global economies and the financial markets in response to the COVID-19 pandemic. These actions have resulted in significant expansion of public debt, including in the U.S. The long-term consequences of this level of public debt are not known. In addition, certain interest rates have been reduced to very low levels. This and other government intervention into the economy and financial markets to address the pandemic may not work as intended, particularly if the efforts are perceived by investors as being unlikely to achieve the desired results.

The COVID-19 pandemic could continue to adversely affect the value and liquidity of the fund's investments, impair the fund's ability to satisfy redemption requests, and negatively impact the fund's performance.

**Asset Class Allocation** – The fund's investment performance depends on the fund's asset class allocation and reallocation from time to time. The investment manager's and sub-advisers' decisions may not produce the desired results.

**Equity Securities** – Equity securities generally have greater risk of loss than debt securities. Stock markets are volatile and the value of equity securities may go up or down sometimes rapidly and unpredictably. The value of equity securities fluctuates based on real or perceived changes in a company's financial condition, factors affecting a particular industry or industries, and overall market, economic and political conditions. If the market prices of the equity securities owned by the fund fall, the value of your investment in the fund will decline. The fund may lose its entire investment in the equity securities of an issuer.

**Fixed-Income Securities** – Fixed-income securities are subject to risks including credit risk, interest rate risk, counterparty risk, prepayment risk, extension risk, valuation risk, and liquidity risk. The value of fixed-income securities may go up or down, sometimes rapidly and unpredictably, due to general market conditions, such as real or perceived adverse economic or political conditions, tariffs and trade disruptions, inflation, changes in interest rates, lack of liquidity in the bond markets or adverse investor sentiment. In addition, the value of a fixed-income security may decline if the issuer or other obligor of the security fails to pay principal and/or interest, otherwise defaults or has its credit rating downgraded or is perceived to be less creditworthy, or the credit quality or value of any underlying assets declines. If the value of fixed-income securities owned by the fund falls, the value of your investment will go down. The fund may lose its entire investment in the fixed-income securities of an issuer.

**Large Capitalization Companies** – The fund's investments in large capitalization companies may underperform other segments of the market because they may be less responsive to competitive challenges and opportunities and unable to attain high growth rates during periods of economic expansion.

**Interest Rate** – Interest rates in the U.S. and certain foreign markets have been low relative to historic levels. The fund faces a risk that interest rates may rise. The value of fixed income securities generally goes down when interest rates rise. A rise in rates

tends to have a greater impact on the prices of longer term or duration securities. Changes in interest rates also may affect the liquidity of the fund's investments. A general rise in interest rates may cause investors to sell fixed income securities on a large scale, which could adversely affect the price and liquidity of fixed income securities generally and could also result in increased redemptions from the fund. Increased redemptions could cause the fund to sell securities at inopportune times or depressed prices and result in further losses.

**Credit** – If an issuer or other obligor (such as a party providing insurance or other credit enhancement) of a security held by the fund or a counterparty to a financial contract with the fund is unable or unwilling to meet its financial obligations, or is downgraded or perceived to be less creditworthy (whether by market participants or otherwise), or if the value of any underlying assets declines, the value of your investment will typically decline. A decline may be significant, particularly in certain market environments. In addition, the fund may incur costs and may be hindered or delayed in enforcing its rights against an issuer, obligor or counterparty.

**Mortgage-Related and Asset-Backed Securities** – The value of mortgage-related and asset-backed securities will be influenced by factors affecting the housing market and the assets underlying such securities. As a result, during periods of declining asset values, difficult or frozen credit markets, swings in interest rates, or deteriorating economic conditions, mortgage-related and asset-backed securities may decline in value, face valuation difficulties, become more volatile and/or become illiquid, which could negatively impact the fund. Mortgage-backed securities represent direct or indirect participations in, or are collateralized by and payable from, mortgage loans secured by real property. Asset-backed securities represent participations in, or are secured by and payable from, assets such as installment sales or loan contracts, leases, credit card receivables and other categories of receivables. The value of mortgage-backed and asset-backed securities may be affected by changes in credit quality or value of the mortgage loans or other assets that support the securities. Mortgage-backed and asset-backed securities are subject to prepayment or call and extension risks. Some of these securities may receive little or no collateral protection from the underlying assets.

**Liquidity** – The fund may make investments that are illiquid or that become illiquid after purchase. Illiquid investments can be difficult to value, may trade at a discount from comparable, more liquid investments, and may be subject to wide fluctuations in value. If the fund is forced to sell an illiquid investment to meet redemption requests or other cash needs, the fund may be forced to sell at a substantial loss or may not be able to sell at all. Liquidity of particular investments, or even entire asset classes, including U.S. Treasury securities, can deteriorate rapidly, particularly during times of market turmoil, and those investments may be difficult or impossible for the fund to sell. This may prevent the fund from limiting losses.

**Counterparty** – The fund could lose money if the counterparties to derivatives, repurchase agreements and other financial contracts entered into for the fund do not fulfill their contractual obligations. In addition, the fund may incur costs and may be hindered or delayed in enforcing its rights against a counterparty.

**Extension** – When interest rates rise, repayments of fixed income securities, including asset- and mortgage-backed securities, may occur more slowly than anticipated, causing their market prices to decline.

**Prepayment or Call** – Many issuers have a right to prepay their fixed income securities. If this happens, the fund will not benefit from the rise in the market price of the securities that normally accompanies a decline in interest rates and may be forced to reinvest the prepayment proceeds in securities with lower yields.

**Focused Investing** – To the extent the fund invests in a limited number of countries, regions, sectors, industries or market segments, in a limited number of issuers, or in issuers in related businesses or that are subject to related operating risks, the fund will be more susceptible to negative events affecting those countries, regions, sectors, industries, segments or issuers, and the value of its shares may be more volatile than if it invested more widely.

**Management** – The value of your investment may go down if the investment manager's or sub-adviser's judgments and decisions are incorrect or otherwise do not produce the desired results, or if the fund's investment strategy does not work as intended. You may also suffer losses if there are imperfections, errors or limitations in the quantitative, analytic or other tools, resources, information and data used, investment techniques applied, or the analyses employed or relied on, by the investment manager or sub-adviser, if such tools, resources, information or data are used incorrectly or otherwise do not work as intended, or if the investment manager's or sub-adviser's investment style is out of favor or otherwise fails to produce the desired results. Any of these things could cause the fund to lose value or its results to lag relevant benchmarks or other funds with similar objectives.

**Active Trading** – The fund may purchase and sell securities without regard to the length of time held. Active trading may be more pronounced during periods of market volatility, may have a negative impact on performance by increasing transaction costs and may generate greater amounts of short-term capital gains.

**Currency** – The value of a fund's investments in securities denominated in foreign currencies increases or decreases as the rates of exchange between those currencies and the U.S. dollar change. U.S. dollar-denominated securities of foreign issuers may also be affected by currency risk. Currency exchange rates can be volatile and may fluctuate significantly over short periods of time. Currency conversion costs and currency fluctuations could reduce or eliminate investment gains or add to investment losses. A fund may be unable or may choose not to hedge its foreign currency exposure.

**Currency Hedging** – The fund may hedge its currency risk using currency futures, forwards or options. However, hedging strategies and/or these instruments may not always work as intended, and a fund may be worse off than if it had not used a hedging strategy or instrument.

**Derivatives** – Risks of derivatives include leverage risk, liquidity risk, valuation risk, market risk, counterparty risk, credit risk, operational risk and legal risk. Use of derivatives can increase fund losses, reduce opportunities for gains, increase fund volatility, and not produce the result intended. Certain derivatives have the potential for unlimited loss, regardless of the size of the initial investment. Even a small

to sell, unwind or value, and the counterparty (including, if applicable, the fund's clearing broker, the derivatives exchange or the clearinghouse) may default on its obligations to the fund. In certain cases, the fund may incur costs and may be hindered or delayed in enforcing its rights against or closing out derivatives instruments with a counterparty, which may result in additional losses. Derivatives are also generally subject to the risks applicable to the assets, rates, indices or other indicators underlying the derivative, including market risk, credit risk, liquidity risk, management and valuation risk. Also, suitable derivative transactions may not be available in all circumstances or at reasonable prices. The value of a derivative may fluctuate more or less than, or otherwise not correlate well with, the underlying assets, rates, indices or other indicators to which it relates. The fund may be required to segregate or earmark liquid assets or otherwise cover its obligations under derivatives transactions and may have to liquidate positions before it is desirable in order to meet these segregation and coverage requirements.

**Dollar Rolls** – The use of dollar rolls is a speculative technique involving leverage, and can have an economic effect similar to borrowing money. Dollar roll transactions involve the risk that the market value of the securities the fund is required to purchase may decline below the agreed upon repurchase price of those securities. If the broker/dealer to whom the fund sells securities becomes insolvent, the fund's ability to purchase or repurchase securities may be restricted.

**Emerging Markets** – Investments in securities of issuers located or doing business in emerging markets are subject to heightened foreign investments risks and may experience rapid and extreme changes in value. Emerging market countries tend to have less developed and less stable economic, political and legal systems and regulatory and accounting standards, may have policies that restrict investment by foreigners or that prevent foreign investors such as the fund from withdrawing their money at will, and are more likely to experience nationalization, expropriation and confiscatory taxation. In addition, emerging market securities may have low trading volumes and may be or become illiquid.

**Foreign Investments** – Investing in securities of foreign issuers or issuers with significant exposure to foreign markets involves additional risks. Foreign markets can be less liquid, less regulated, less transparent and more volatile than U.S. markets. The value of the fund's foreign investments may decline, sometimes rapidly or unpredictably, because of factors affecting the particular issuer as well as foreign markets and issuers generally, such as unfavorable or unsuccessful government actions, reduction of government or central bank support, tariffs and trade disruptions, political or financial instability, social unrest or other adverse economic or political developments. Foreign investments may be more difficult to value than investments in U.S. issuers.

**Growth Stocks** – Returns on growth stocks may not move in tandem with returns on other categories of stocks or the market as a whole. Growth stocks typically are particularly sensitive to market movements and may involve larger price swings because their market prices tend to reflect future expectations. When it appears those expectations may not be met, the prices of growth securities typically fall. Growth stocks as a group may be out of favor and underperform the overall equity market for a long period of time, for example, while the market favors "value" stocks.

investment in derivatives can have a disproportionate impact on the fund. Derivatives may be difficult

**Hedging** – The fund may buy and sell futures contracts, put and call options, forward contracts and other instruments as a hedge. The fund's hedging strategies may not work as intended, and the fund may be in a less favorable position than if it had not used a hedging instrument.

**High-Yield Debt Securities** – High-yield debt securities, commonly referred to as “junk” bonds, are securities that are rated below “investment grade” or are of comparable quality. Changes in interest rates, the market's perception of the issuers, the creditworthiness of the issuers and negative perceptions of the junk bond market generally may significantly affect the value of these bonds. Junk bonds are considered speculative, tend to be volatile, typically have a higher risk of default, tend to be less liquid and more difficult to value than higher grade securities, and may result in losses for the fund.

**Inflation** – Inflation risk is the risk that the value of assets or income from investment will be worth less in the future as inflation decreases the value of money. As inflation increases, the real value of our common stock and distributions that we pay declines.

**Inflation-Protected Securities** – Inflation-protected debt securities may react differently from other types of debt securities and tend to react to changes in “real” interest rates, which represent nominal (stated) interest rates reduced by the expected impact of inflation. In general, the price of an inflation-protected debt security can fall when real interest rates rise, and can rise when real interest rates fall. Interest payments on inflation-protected debt securities can be unpredictable and will vary as the principal and/or interest is adjusted for inflation.

**Large Shareholder** – A significant portion of the fund's shares may be owned by other funds sponsored by Transamerica. Transactions by these funds may be disruptive to the management of the fund. For example, the fund may experience large redemptions and could be required to sell securities at a time when it may not otherwise desire to do so. Such transactions may increase the fund's brokerage and/or other transaction costs. In addition, sizeable redemptions could cause the fund's total expenses to increase.

**Leveraging** – To the extent that the fund borrows or uses derivatives or other investments, such as ETFs, that have embedded leverage, your investment may be subject to heightened volatility, risk of loss and costs. Other risks also will be compounded because leverage generally magnifies the effect of a change in the value of an asset and creates a risk of loss of value on a larger pool of assets than the fund would otherwise have. Use of leverage may result in the loss of a substantial amount, and possibly all, of the fund's assets. The fund also may have to sell assets at inopportune times to satisfy its obligations or meet segregation, coverage or margin requirements.

**Loans** – Loans are subject to the credit risk of nonpayment of principal or interest. Economic downturns or increases in interest rates may cause an increase in defaults, interest rate risk and liquidity risk. Loans may or may not be collateralized at the time of acquisition, and any collateral may be relatively illiquid or lose all or substantially all of its value subsequent to investment. The fund's investments in loans are also subject to prepayment or call risk.

**Medium Capitalization Companies** – Investing in medium capitalization companies involves greater risk than is customarily associated with more established companies. Securities of medium

capitalization companies may underperform larger capitalization companies, may be harder to sell at times and at prices the portfolio managers believe appropriate and may offer greater potential for losses.

**Municipal Securities** – The municipal bond market can be susceptible to unusual volatility, particularly for lower-rated and unrated securities. Liquidity can be reduced unpredictably in response to overall economic conditions or credit tightening. Municipal issuers may be adversely affected by rising health care costs, increasing unfunded pension liabilities, and by the phasing out of federal programs providing financial support. The value of municipal securities can also be adversely affected by changes in the financial condition of one or more individual municipal issuers or insurers of municipal issuers, regulatory and political developments, tax law changes or other legislative actions, and by uncertainties and public perceptions concerning these and other factors. To the extent the fund invests significantly in a single state or in securities the payments on which are dependent upon a single project or source of revenues, or that relate to a sector or industry, the fund will be more susceptible to associated risks and developments. A number of municipal issuers have defaulted on obligations, commenced insolvency proceedings, or suffered credit downgrading. Financial difficulties of municipal issuers may continue or worsen.

Investment in municipal securities of issuers in Guam, Puerto Rico, the U.S. Virgin Islands, or other U.S. territories, may have more risks than tax-exempt securities issued by other issuers due to the political, social and/or economic conditions in the particular territory.

**Preferred Stock** – Preferred stock's right to dividends and liquidation proceeds is junior to the rights of a company's debt securities. The value of preferred stock may be subject to factors that affect fixed income and equity securities. The value of preferred stock tends to vary more with fluctuations in the underlying common stock and less with fluctuations in interest rates and tends to exhibit greater volatility.

**Privately Placed and Other Restricted Securities** – Restricted securities, which include private placements of private and public companies, are subject to legal or contractual restrictions on their resale. Restricted securities may be difficult to sell at the time and price a fund prefers. Restricted securities may be difficult to value properly and may involve greater risks than securities that are not subject to restrictions on resale, both of which may result in substantial losses. An insufficient number of eligible buyers interested in purchasing restricted securities held by a fund could adversely affect the marketability of such securities and a fund might be unable to dispose of such securities promptly or at reasonable prices, adversely affecting a fund's overall liquidity. Restricted securities may not be listed on an exchange and may have no active trading market. A fund may incur additional expense when disposing of restricted securities.

**Repurchase Agreements** – In a repurchase agreement, the fund purchases securities from a broker-dealer or a bank, called the counterparty, upon the agreement of the counterparty to repurchase the securities from the fund at a later date, and at a specified price. The securities purchased serve as the fund's collateral for the obligation of the counterparty to repurchase the securities. If the counterparty does not repurchase the securities, the fund is

entitled to sell the securities, but the fund may not be able to sell them for the price at which they were purchased, thus causing a loss. If the counterparty becomes insolvent, there is some risk that the fund will not have a right to the securities, or the immediate right to sell the securities.

**Small Capitalization Companies** – The fund will be exposed to additional risks as a result of its investments in the securities of small capitalization companies. Small capitalization companies may be more at risk than larger capitalization companies because, among other things, they may have limited product lines, operating history, market or financial resources, or because they may depend on limited management groups. Securities of small capitalization companies are generally more volatile than and may underperform larger capitalization companies, may be harder to sell at times and at prices the portfolio managers believe appropriate and may offer greater potential for losses.

**Sovereign Debt** – Sovereign debt instruments are subject to the risk that the governmental entity may delay or fail to pay interest or repay principal on its sovereign debt. If a governmental entity defaults, it may ask for more time in which to pay or for further loans, or the debt may be restructured. There may be no established legal process for collecting sovereign debt that a government does not pay, nor are there bankruptcy proceedings through which all or part of the sovereign debt that a governmental entity has not repaid may be collected.

**Sustainability and Environmental, Social and Governance (“ESG”) Considerations** - Applying sustainability and/or ESG factors as part of the fund’s security selection process may impact the sub-adviser’s investment decisions. Sustainability and ESG factors are not uniformly defined and applying such factors involves subjective assessments. Sustainability and ESG ratings and assessments of issuers can vary across third party data providers and may change over time. Sustainability and ESG factors can be difficult to apply consistently across issuers, regions, countries, industries or sectors. The application of these factors could negatively impact the fund’s performance.

**To Be Announced (TBA) Transactions** – Although the securities that are delivered in TBA transactions must meet certain standards, there is a risk that the actual securities received by the fund may be less favorable than what was anticipated when entering into the transaction. TBA transactions also involve the risk that a counterparty will fail to deliver the security, exposing the fund to further losses.

**U.S. Government and Agency Obligations** – Government agency obligations have different levels of credit support and, therefore, different degrees of credit risk. Securities issued by agencies and instrumentalities of the U.S. government that are supported by the full faith and credit of the U.S. government generally present a lesser degree of credit risk than securities issued by agencies and instrumentalities sponsored by the U.S. government that are supported only by the issuer’s right to borrow from the U.S. Treasury and securities issued by agencies and instrumentalities sponsored by the U.S. government that are supported only by the credit of the issuing agencies. A security backed by the “full faith and credit” of the U.S. government is guaranteed only as to its stated interest rate and face value at maturity, not its current market price.

**Valuation** – The sales price the fund could receive for any particular portfolio investment may differ from the fund’s valuation of the investment, particularly for securities that trade in thin or volatile markets, that are priced based upon valuations provided by third-party pricing services that use matrix or evaluated pricing systems, or that are valued using a fair value methodology. These differences may increase significantly and affect fund investments more broadly during periods of market volatility. Investors who purchase or redeem fund shares on days when the fund is holding fair-valued securities may receive fewer or more shares or lower or higher redemption proceeds than they would have received if the fund had not fair-valued securities or had used a different valuation methodology.

**Value Investing** – The prices of securities the sub-adviser believes are undervalued may not appreciate as anticipated or may go down. The value approach to investing involves the risk that stocks may remain undervalued, undervaluation may become more severe, or perceived undervaluation may actually represent intrinsic value. Value stocks as a group may be out of favor and underperform the overall equity market for a long period of time, for example, while the market favors “growth” stocks.

**Yield** – The amount of income received by the fund will go up or down depending on day-to-day variations in short-term interest rates, and the fund’s expenses could absorb all or a significant portion of the fund’s income. If interest rates increase, the fund’s yield may not increase proportionately.

**Performance:** The bar chart and the table below provide some indication of the risks of investing in the fund. The bar chart shows how the fund’s performance has varied from year to year. The table shows how the fund’s average annual total returns for different periods compare to the returns of a broad measure of market performance, as well as comparison to one or more secondary indices.

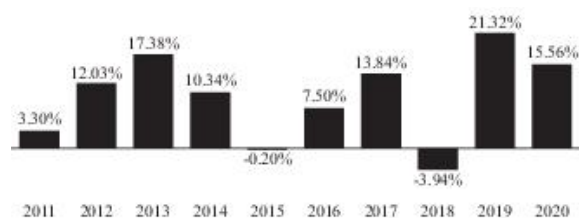
The bar chart does not reflect the impact of sales charges, which, if reflected, would lower the returns. The table includes deduction of applicable sales charges.

In the “10 Years or Since Inception” column of the table, returns are shown for ten years or since inception of the share class, whichever is less. Index returns are for ten years.

As with all mutual funds, past performance (before and after taxes) is not a prediction of future results. Updated performance information is available on our website at [www.transamerica.com/individual/products/mutual-funds/performance/](http://www.transamerica.com/individual/products/mutual-funds/performance/) or by calling 1-888-233-4339.

Prior to March 22, 2011, the fund was named Transamerica Balanced, had a different sub-adviser, a different investment objective and used different investment strategies. The performance set forth for the period prior to that date is attributable to that previous sub-adviser.

Prior to May 1, 2014, the fund had a different fixed-income sub-adviser and used different investment strategies. The performance set forth for the period between March 22, 2011 and April 30, 2014 is attributable to that previous fixed-income sub-adviser.

**Annual Total Returns (calendar years ended December 31) - Class A**

	Quarter Ended	Return
Best Quarter:	6/30/2020	14.69%
Worst Quarter:	3/31/2020	-11.57%

**Average Annual Total Returns (periods ended December 31, 2020)**

	1 Year	5 Years	10 Years	Since Inception	Inception Date
Class A					12/02/1994
Return before taxes	9.21%	9.27%	8.83%		
Return after taxes on distributions	7.96%	8.14%	7.43%		
Return after taxes on distributions and sale of fund shares	6.29%	7.12%	6.80%		
Class C (Return before taxes only)	13.67%	9.67%	8.69%		11/11/2002
Class I (Return before taxes only)	15.81%	10.75%	9.77%		11/30/2009
Class R6 (Return before taxes only)	15.93%	10.88%	N/A	9.26%	05/29/2015
S&P 500® (reflects no deduction for fees, expenses or taxes)	18.40%	15.22%	13.88%	13.00%	
Bloomberg Barclays US Aggregate Bond Index (reflects no deduction for fees, expenses or taxes)	7.51%	4.44%	3.84%	3.90%	

The after-tax returns are calculated using the historic highest individual federal marginal income tax rates and do not reflect the impact of state and local taxes. Actual after-tax returns may depend on the investor's individual tax situation and may differ from those shown. After-tax returns may not be relevant if the investment is made through a tax-exempt or tax-deferred account, such as a 401(k) plan.

**After-tax returns are presented for only one class, and returns for other classes are presented before taxes only and will vary.**

**Management:**

*Investment Manager:* Transamerica Asset Management, Inc.

*Sub-Adviser:* Aegon USA Investment Management, LLC

**Portfolio Managers:**

Bradley D. Doyle, CFA	Portfolio Manager	since 2015
Tyler A. Knight, CFA	Portfolio Manager	since 2015
Doug Weih, CFA	Portfolio Manager	since 2014
Brian W. Westhoff, CFA	Portfolio Manager	since 2014
Sivakumar N. Rajan	Portfolio Manager	since 2017

*Sub-Adviser:* J.P. Morgan Investment Management Inc.

**Portfolio Managers:**

Tim Snyder, CFA	Portfolio Manager	since 2013
-----------------	-------------------	------------

**Purchase and Sale of Fund Shares:** You may purchase, exchange or redeem shares of the fund on any day the New York Stock Exchange is open for business, online or through our website at [www.transamerica.com](http://www.transamerica.com), by mail to Transamerica Fund Services, Inc., P.O. Box 219945, Kansas City, MO 64121-9945, by telephone at 1-888-233-4339, by overnight mail to Transamerica Fund Services, Inc., 330 W. 9th Street, Kansas City, MO 64105 or through a financial intermediary.

Class R6 shares are intended for purchase by participants in certain retirement plans such as 401(k) plans, 457 plans, employer-sponsored 403(b) plans, profit sharing and money purchase plans, defined-benefit plans, non-qualified deferred compensation plans, IRAs and participants in certain health savings plans and health savings accounts under Section 223 of the Internal Revenue Code (eligible plans). Class R6 shares are available only when a plan's recordkeeper or financial service firm serving as an intermediary has an agreement with Transamerica Funds, and in such eligible plans where Class R6 shares are held on the books of the funds through omnibus or Network Level 3 accounts (either at the plan level or at the level of the financial service firm serving as an intermediary).

The minimum initial purchase for Class A and C shares is \$1,000; the minimum subsequent investment is \$50. The minimum initial purchase for payroll deduction and automatic investment plans is \$500; the minimum subsequent investment is \$50 per monthly fund account investment. The minimum investment for Class I shares is \$1,000,000. There is no minimum investment for eligible plans investing in Class R6 shares.

**Tax Information:** Fund distributions may be taxable as ordinary income, qualified dividend income, or capital gains, except when your investment is in an IRA, 401(k) or other tax-advantaged investment plan. In that case, you may be taxed when you take a distribution from such plan, depending on the type of plan, the circumstances of your distribution and other factors.

**Payments to Broker-Dealers and Other Financial Intermediaries:** If you purchase the fund through a broker-dealer or other financial intermediary, the fund and/or its affiliates may pay the intermediary for the sale of fund shares and related services. These payments may create a conflict of interest by influencing the broker-dealer or other intermediary and your salesperson to recommend the fund over another investment. Ask your salesperson or visit your financial intermediary's website for more information.

Raffaele Zingone, CFA                      Portfolio Manager                      since 2011



## Transamerica Short-Term Bond

**Investment Objective:** Seeks a high level of income consistent with minimal fluctuation in principal value and liquidity.

**Fees and Expenses:** This table describes the fees and expenses that you may pay if you buy, hold and sell shares of the fund. **You may pay other fees, such as brokerage commissions and other fees to financial intermediaries, which are not reflected in the tables and examples below.**

You may qualify for sales charge discounts if you and your family invest, or agree to invest in the future, at least \$50,000 in Transamerica Funds. More information about these and other discounts is available from your financial professional, in the “Waivers and Reductions of Sales Charges” section of the fund’s prospectus, in the Appendix – “Waivers and Discounts Available from Intermediaries,” and in the fund’s statement of additional information (SAI) under the heading “Purchase of Shares.”

### Shareholder Fees (fees paid directly from your investment)

Class:	A	C	I	R6
Maximum sales charge (load) imposed on purchases (as a percentage of offering price)	2.50%	None	None	None
Maximum deferred sales charge (load) (as a percentage of purchase price or redemption proceeds, whichever is lower)	None	1.00%	None	None

<sup>1</sup> Certain purchases of Class A shares in amounts of \$250,000 or more that are not subject to an initial sales charge may be subject to a 0.75% contingent deferred sales charge if their shares are redeemed within 12 months of their purchase. A deferred sales charge on Class A and C shares may apply to certain redemptions of shares purchased by exchange from another Transamerica Fund.

### Annual Fund Operating Expenses (expenses that you pay each year as a percentage of the value of your investment)

Class:	A	C	I	R6
Management fees	0.37%	0.37%	0.37%	0.37%
Distribution and service (12b-1) fees	0.25%	1.00%	None	None
Other expenses	0.10%	0.13%	0.15%	0.05%
Total annual fund operating expenses	0.72%	1.50%	0.52%	0.42%

**Example:** This Example is intended to help you compare the cost of investing in the fund with the cost of investing in other mutual funds.

The Example assumes that you invest \$10,000 in the fund for the time periods indicated and then redeem all shares at the end of those periods (unless otherwise indicated). The Example also assumes that your investment has a 5% return each year and that the fund’s operating expenses remain the same. Although your actual costs may be higher or lower, based on these assumptions your costs would be:

### If the shares are redeemed at the end of each period:

	1 year	3 years	5 years	10 years
Class A	\$ 322	\$ 474	\$ 641	\$ 1,122
Class C	\$ 253	\$ 474	\$ 818	\$ 1,791
Class I	\$ 53	\$ 167	\$ 291	\$ 653
Class R6	\$ 43	\$ 135	\$ 235	\$ 530

### If the shares are not redeemed:

	1 year	3 years	5 years	10 years
Class A	\$ 322	\$ 474	\$ 641	\$ 1,122
Class C	\$ 153	\$ 474	\$ 818	\$ 1,791
Class I	\$ 53	\$ 167	\$ 291	\$ 653
Class R6	\$ 43	\$ 135	\$ 235	\$ 530

**Portfolio Turnover:** The fund pays transaction costs, such as commissions, when it buys and sells securities (or “turns over” its portfolio). A higher portfolio turnover rate may indicate higher transaction costs and may result in higher taxes when fund shares are held in a taxable account. These costs, which are not reflected in annual fund operating expenses or in the Example, affect the fund’s performance.

During the most recent fiscal year, the portfolio turnover rate for the fund was 44% of the average value of its portfolio.

### Principal Investment Strategies:

The fund’s sub-adviser, Aegon USA Investment Management, LLC (the “sub-adviser”), seeks to achieve the fund’s objective by investing, under normal circumstances, at least 80% of the fund’s net assets (plus the amount of borrowings, if any, for investment purposes) in fixed-income securities. The fund’s portfolio weighted average duration will typically range from 1 to 2.5 years. Duration is a measure used to determine the sensitivity of a security’s price to changes in interest rates. The longer a security’s duration, the more sensitive it will be to changes in interest rates.

Securities in which the fund may invest include:

- corporate debt securities of U.S. issuers;
- debt securities of foreign issuers that are denominated in U.S. dollars, including foreign corporate issuers and foreign governments;
- obligations issued or guaranteed by the U.S. government, its agencies and instrumentalities;
- asset-backed securities and mortgage-backed securities, including commercial mortgage-backed securities; and
- bank loans.

The fund expects to typically invest no more than 10% of its net assets, but may invest up to 20% of its net assets, in high-yield debt securities (commonly known as “junk bonds”). Junk bonds are high-risk debt securities rated below investment grade (that is, securities rated below BBB by Standard & Poor’s or Fitch or below Baa by Moody’s or, if unrated, determined to be of comparable quality by the fund’s sub-adviser). The fund may invest up to 10% of its net assets in emerging market securities.

The sub-adviser uses a combination of a global “top-down” analysis of the macroeconomic and interest rate environment and proprietary “bottom-up” research of corporate and government debt, and other debt instruments. In the sub-adviser’s “top-down” approach, the sub-adviser analyzes various fundamental, technical, sentiment and valuation factors that affect the movement of markets and securities prices worldwide. This information helps to inform

the sub-adviser's decisions regarding the fund's duration, yield-curve positioning and level of exposure to various asset classes. In its proprietary "bottom-up" research, the sub-adviser considers various fundamental and other factors, such as creditworthiness, capital structure, covenants, cash flows and, as applicable, collateral. The sub-adviser's research analysts integrate environmental, social and governance matters within their analytical process alongside traditional credit analysis.

The fund may, but is not required to, engage in certain investment strategies involving derivatives, such as options, futures, forward currency contracts and swaps, including, but not limited to, interest rate and total return swaps. These investment strategies may be employed as a hedging technique, as a means of altering investment characteristics of the fund's portfolio (such as shortening or lengthening duration), in an attempt to enhance returns or for other purposes.

The fund may purchase securities on a when-issued, delayed delivery or forward commitment basis.

**Principal Risks:** Risk is inherent in all investing. Many factors and risks affect the fund's performance, including those described below. The value of your investment in the fund, as well as the amount of return you receive on your investment, may fluctuate significantly day to day and over time. You may lose part or all of your investment in the fund or your investment may not perform as well as other similar investments. The following is a summary description of principal risks (in alphabetical order after certain key risks) of investing in the fund. An investment in the fund is not a bank deposit and is not insured or guaranteed by the Federal Deposit Insurance Corporation or any other government agency. **You may lose money if you invest in this fund.**

**Market** – The market values of the fund's securities and other assets will fluctuate, sometimes sharply and unpredictably, due to changes in general market conditions, overall economic trends or events, governmental actions or interventions, actions taken by the U.S. Federal Reserve or foreign central banks, political developments, investor sentiment, public health emergencies such as a pandemic, and other factors that may or may not be related to the issuer of the security or other asset. The market prices of securities and other assets also may go down due to events or conditions that affect particular sectors, industries or issuers. Adverse market conditions may be prolonged and may not have the same impact on all types of securities or other assets.

Economies and financial markets throughout the world are increasingly interconnected. Economic, financial or political events, trading and tariff arrangements, public health events, terrorism, technology and data interruptions, natural disasters, and other circumstances in one or more countries or regions could be highly disruptive to, and have profound impacts on, global economies or markets. As a result, whether or not the fund invests in securities of issuers located in or with significant exposure to the countries directly affected, the value and liquidity of the fund's investments may go down.

The COVID-19 pandemic has caused substantial market disruption around the world, including the U.S. There have been periods of extreme volatility, and periods where there have been no buyers for certain securities, including U.S. Treasury securities.

Some sectors of the economy and individual issuers have experienced particularly large losses. The pandemic has reduced liquidity of particular investments and asset classes; resulted in significant disruptions to business operations, including business closures; strained healthcare systems; disrupted supply chains, consumer demand and employee availability; and restricted travel. These conditions may continue for an extended period of time, or worsen. The pandemic may result in a sustained domestic or global economic downturn or recession. Developing or emerging market countries may be more adversely impacted. The ultimate economic fallout from the pandemic, and the long-term impact on economies, markets, industries and individual issuers, are not known.

The U.S. government and the Federal Reserve, as well as certain foreign governments and central banks, have taken extraordinary actions to support local and global economies and the financial markets in response to the COVID-19 pandemic. These actions have resulted in significant expansion of public debt, including in the U.S. The long-term consequences of this level of public debt are not known. In addition, certain interest rates have been reduced to very low levels. This and other government intervention into the economy and financial markets to address the pandemic may not work as intended, particularly if the efforts are perceived by investors as being unlikely to achieve the desired results.

The COVID-19 pandemic could continue to adversely affect the value and liquidity of the fund's investments, impair the fund's ability to satisfy redemption requests, and negatively impact the fund's performance.

**Credit** – If an issuer or other obligor (such as a party providing insurance or other credit enhancement) of a security held by the fund or a counterparty to a financial contract with the fund is unable or unwilling to meet its financial obligations, or is downgraded or perceived to be less creditworthy (whether by market participants or otherwise), or if the value of any underlying assets declines, the value of your investment will typically decline. A decline may be significant, particularly in certain market environments. In addition, the fund may incur costs and may be hindered or delayed in enforcing its rights against an issuer, obligor or counterparty.

**Interest Rate** – Interest rates in the U.S. and certain foreign markets have been low relative to historic levels. The fund faces a risk that interest rates may rise. The value of fixed income securities generally goes down when interest rates rise. A rise in rates tends to have a greater impact on the prices of longer term or duration securities. Changes in interest rates also may affect the liquidity of the fund's investments. A general rise in interest rates may cause investors to sell fixed income securities on a large scale, which could adversely affect the price and liquidity of fixed income securities generally and could also result in increased redemptions from the fund. Increased redemptions could cause the fund to sell securities at inopportune times or depressed prices and result in further losses.

**Mortgage-Related and Asset-Backed Securities** – The value of mortgage-related and asset-backed securities will be influenced by factors affecting the housing market and the assets underlying such securities. As a result, during periods of declining asset values, difficult or frozen credit markets, swings in interest rates, or deteriorating economic conditions, mortgage-related and asset-backed

securities may decline in value, face valuation difficulties, become more volatile and/or become illiquid, which could negatively impact the fund. Mortgage-backed securities represent direct or indirect participations in, or are collateralized by and payable from, mortgage loans secured by real property. Asset-backed securities represent participations in, or are secured by and payable from, assets such as installment sales or loan contracts, leases, credit card receivables and other categories of receivables. The value of mortgage-backed and asset-backed securities may be affected by changes in credit quality or value of the mortgage loans or other assets that support the securities. Mortgage-backed and asset-backed securities are subject to prepayment or call and extension risks. Some of these securities may receive little or no collateral protection from the underlying assets.

**Fixed-Income Securities** – Fixed-income securities are subject to risks including credit risk, interest rate risk, counterparty risk, prepayment risk, extension risk, valuation risk, and liquidity risk. The value of fixed-income securities may go up or down, sometimes rapidly and unpredictably, due to general market conditions, such as real or perceived adverse economic or political conditions, tariffs and trade disruptions, inflation, changes in interest rates, lack of liquidity in the bond markets or adverse investor sentiment. In addition, the value of a fixed-income security may decline if the issuer or other obligor of the security fails to pay principal and/or interest, otherwise defaults or has its credit rating downgraded or is perceived to be less creditworthy, or the credit quality or value of any underlying assets declines. If the value of fixed-income securities owned by the fund falls, the value of your investment will go down. The fund may lose its entire investment in the fixed-income securities of an issuer.

**Liquidity** – The fund may make investments that are illiquid or that become illiquid after purchase. Illiquid investments can be difficult to value, may trade at a discount from comparable, more liquid investments, and may be subject to wide fluctuations in value. If the fund is forced to sell an illiquid investment to meet redemption requests or other cash needs, the fund may be forced to sell at a substantial loss or may not be able to sell at all. Liquidity of particular investments, or even entire asset classes, including U.S. Treasury securities, can deteriorate rapidly, particularly during times of market turmoil, and those investments may be difficult or impossible for the fund to sell. This may prevent the fund from limiting losses.

**Counterparty** – The fund could lose money if the counterparties to derivatives, repurchase agreements and other financial contracts entered into for the fund do not fulfill their contractual obligations. In addition, the fund may incur costs and may be hindered or delayed in enforcing its rights against a counterparty.

**Extension** – When interest rates rise, repayments of fixed income securities, including asset- and mortgage-backed securities, may occur more slowly than anticipated, causing their market prices to decline.

**Prepayment or Call** – Many issuers have a right to prepay their fixed income securities. If this happens, the fund will not benefit from the rise in the market price of the securities that normally accompanies a decline in interest rates and may be forced to reinvest the prepayment proceeds in securities with lower yields.

**Management** – The value of your investment may go down if the investment manager's or sub-adviser's judgments and decisions are incorrect or otherwise do not produce the desired results, or if the fund's investment strategy does not work as intended. You may also suffer losses if there are imperfections, errors or limitations in the quantitative, analytic or other tools, resources, information and data used, investment techniques applied, or the analyses employed or relied on, by the investment manager or sub-adviser, if such tools, resources, information or data are used incorrectly or otherwise do not work as intended, or if the investment manager's or sub-adviser's investment style is out of favor or otherwise fails to produce the desired results. Any of these things could cause the fund to lose value or its results to lag relevant benchmarks or other funds with similar objectives.

**Active Trading** – The fund may purchase and sell securities without regard to the length of time held. Active trading may be more pronounced during periods of market volatility, may have a negative impact on performance by increasing transaction costs and may generate greater amounts of short-term capital gains.

**Bank Obligations** – Banks are sensitive to changes in money market and general economic conditions. Banks are highly regulated. Decisions by regulators may limit the loans banks make and the interest rates and fees they charge, and may reduce bank profitability.

**Currency** – The value of a fund's investments in securities denominated in foreign currencies increases or decreases as the rates of exchange between those currencies and the U.S. dollar change. U.S. dollar-denominated securities of foreign issuers may also be affected by currency risk. Currency exchange rates can be volatile and may fluctuate significantly over short periods of time. Currency conversion costs and currency fluctuations could reduce or eliminate investment gains or add to investment losses. A fund may be unable or may choose not to hedge its foreign currency exposure.

**Derivatives** – Risks of derivatives include leverage risk, liquidity risk, valuation risk, market risk, counterparty risk, credit risk, operational risk and legal risk. Use of derivatives can increase fund losses, reduce opportunities for gains, increase fund volatility, and not produce the result intended. Certain derivatives have the potential for unlimited loss, regardless of the size of the initial investment. Even a small investment in derivatives can have a disproportionate impact on the fund. Derivatives may be difficult to sell, unwind or value, and the counterparty (including, if applicable, the fund's clearing broker, the derivatives exchange or the clearinghouse) may default on its obligations to the fund. In certain cases, the fund may incur costs and may be hindered or delayed in enforcing its rights against or closing out derivatives instruments with a counterparty, which may result in additional losses. Derivatives are also generally subject to the risks applicable to the assets, rates, indices or other indicators underlying the derivative, including market risk, credit risk, liquidity risk, management and valuation risk. Also, suitable derivative transactions may not be available in all circumstances or at reasonable prices. The value of a derivative may fluctuate more or less than, or otherwise not correlate well with, the underlying assets, rates, indices or other indicators to which it relates. The fund may be required to segregate or earmark

liquid assets or otherwise cover its obligations under derivatives transactions and may have to liquidate positions before it is desirable in order to meet these segregation and coverage requirements.

**Dollar Rolls** – The use of dollar rolls is a speculative technique involving leverage, and can have an economic effect similar to borrowing money. Dollar roll transactions involve the risk that the market value of the securities the fund is required to purchase may decline below the agreed upon repurchase price of those securities. If the broker/dealer to whom the fund sells securities becomes insolvent, the fund's ability to purchase or repurchase securities may be restricted.

**Emerging Markets** – Investments in securities of issuers located or doing business in emerging markets are subject to heightened foreign investments risks and may experience rapid and extreme changes in value. Emerging market countries tend to have less developed and less stable economic, political and legal systems and regulatory and accounting standards, may have policies that restrict investment by foreigners or that prevent foreign investors such as the fund from withdrawing their money at will, and are more likely to experience nationalization, expropriation and confiscatory taxation. In addition, emerging market securities may have low trading volumes and may be or become illiquid.

**Floating Rate Loans** – Floating rate loans are often made to borrowers whose financial condition is troubled or highly leveraged. These loans frequently are rated below investment grade and are therefore subject to "High-Yield Debt Securities" risk. There is no public market for floating rate loans and the loans may trade infrequently and be subject to wide bid/ask spreads. Many floating rate loans are subject to restrictions on resale. Floating rate loans may have trade settlement periods in excess of seven days, which may result in the fund not receiving proceeds from the sale of a loan for an extended period. As a result, the fund may be subject to greater "Liquidity" risk than a fund that does not invest in floating rate loans and the fund may be constrained in its ability to meet its obligations (including obligations to redeeming shareholders). The lack of an active trading market may also make it more difficult to value floating rate loans. Rising interest rates can lead to increased default rates as payment obligations increase.

**Focused Investing** – To the extent the fund invests in a limited number of countries, regions, sectors, industries or market segments, in a limited number of issuers, or in issuers in related businesses or that are subject to related operating risks, the fund will be more susceptible to negative events affecting those countries, regions, sectors, industries, segments or issuers, and the value of its shares may be more volatile than if it invested more widely.

**Foreign Investments** – Investing in securities of foreign issuers or issuers with significant exposure to foreign markets involves additional risks. Foreign markets can be less liquid, less regulated, less transparent and more volatile than U.S. markets. The value of the fund's foreign investments may decline, sometimes rapidly or unpredictably, because of factors affecting the particular issuer as well as foreign markets and issuers generally, such as unfavorable or unsuccessful government actions, reduction of government or central bank support, tariffs and trade disruptions, political or financial instability, social unrest or other adverse economic or political developments. Foreign investments may be more difficult to value than investments in U.S. issuers.

**High-Yield Debt Securities** – High-yield debt securities, commonly referred to as "junk" bonds, are securities that are rated below "investment grade" or are of comparable quality. Changes in interest rates, the market's perception of the issuers, the creditworthiness of the issuers and negative perceptions of the junk bond market generally may significantly affect the value of these bonds. Junk bonds are considered speculative, tend to be volatile, typically have a higher risk of default, tend to be less liquid and more difficult to value than higher grade securities, and may result in losses for the fund.

**Inflation** – Inflation risk is the risk that the value of assets or income from investment will be worth less in the future as inflation decreases the value of money. As inflation increases, the real value of our common stock and distributions that we pay declines.

**Inflation-Protected Securities** – Inflation-protected debt securities may react differently from other types of debt securities and tend to react to changes in "real" interest rates, which represent nominal (stated) interest rates reduced by the expected impact of inflation. In general, the price of an inflation-protected debt security can fall when real interest rates rise, and can rise when real interest rates fall. Interest payments on inflation-protected debt securities can be unpredictable and will vary as the principal and/or interest is adjusted for inflation.

**Large Shareholder** – A significant portion of the fund's shares may be owned by other funds sponsored by Transamerica. Transactions by these funds may be disruptive to the management of the fund. For example, the fund may experience large redemptions and could be required to sell securities at a time when it may not otherwise desire to do so. Such transactions may increase the fund's brokerage and/or other transaction costs. In addition, sizeable redemptions could cause the fund's total expenses to increase.

**Leveraging** – To the extent that the fund borrows or uses derivatives or other investments, such as ETFs, that have embedded leverage, your investment may be subject to heightened volatility, risk of loss and costs. Other risks also will be compounded because leverage generally magnifies the effect of a change in the value of an asset and creates a risk of loss of value on a larger pool of assets than the fund would otherwise have. Use of leverage may result in the loss of a substantial amount, and possibly all, of the fund's assets. The fund also may have to sell assets at inopportune times to satisfy its obligations or meet segregation, coverage or margin requirements.

**Loans** – Loans are subject to the credit risk of nonpayment of principal or interest. Economic downturns or increases in interest rates may cause an increase in defaults, interest rate risk and liquidity risk. Loans may or may not be collateralized at the time of acquisition, and any collateral may be relatively illiquid or lose all or substantially all of its value subsequent to investment. The fund's investments in loans are also subject to prepayment or call risk.

**Privately Placed and Other Restricted Securities** – Restricted securities, which include private placements of private and public companies, are subject to legal or contractual restrictions on their resale. Restricted securities may be difficult to sell at the time and price a fund prefers. Restricted securities may be difficult to value properly and may involve greater risks than securities that are not subject to restrictions on resale, both of which may result in substantial losses. An insufficient

number of eligible buyers interested in purchasing restricted  
securities held

by a fund could adversely affect the marketability of such securities and a fund might be unable to dispose of such securities promptly or at reasonable prices, adversely affecting a fund's overall liquidity. Restricted securities may not be listed on an exchange and may have no active trading market. A fund may incur additional expense when disposing of restricted securities.

**Sovereign Debt** – Sovereign debt instruments are subject to the risk that the governmental entity may delay or fail to pay interest or repay principal on its sovereign debt. If a governmental entity defaults, it may ask for more time in which to pay or for further loans, or the debt may be restructured. There may be no established legal process for collecting sovereign debt that a government does not pay, nor are there bankruptcy proceedings through which all or part of the sovereign debt that a governmental entity has not repaid may be collected.

**Sustainability and Environmental, Social and Governance (“ESG”) Considerations** - Applying sustainability and/or ESG factors as part of the fund's security selection process may impact the sub-adviser's investment decisions. Sustainability and ESG factors are not uniformly defined and applying such factors involves subjective assessments. Sustainability and ESG ratings and assessments of issuers can vary across third party data providers and may change over time. Sustainability and ESG factors can be difficult to apply consistently across issuers, regions, countries, industries or sectors. The application of these factors could negatively impact the fund's performance.

**To Be Announced (TBA) Transactions** – Although the securities that are delivered in TBA transactions must meet certain standards, there is a risk that the actual securities received by the fund may be less favorable than what was anticipated when entering into the transaction. TBA transactions also involve the risk that a counterparty will fail to deliver the security, exposing the fund to further losses.

**U.S. Government and Agency Obligations** – Government agency obligations have different levels of credit support and, therefore, different degrees of credit risk. Securities issued by agencies and instrumentalities of the U.S. government that are supported by the full faith and credit of the U.S. government generally present a lesser degree of credit risk than securities issued by agencies and instrumentalities sponsored by the U.S. government that are supported only by the issuer's right to borrow from the U.S. Treasury and securities issued by agencies and instrumentalities sponsored by the U.S. government that are supported only by the credit of the issuing agencies. A security backed by the “full faith and credit” of the U.S. government is guaranteed only as to its stated interest rate and face value at maturity, not its current market price.

**Valuation** – The sales price the fund could receive for any particular portfolio investment may differ from the fund's valuation of the investment, particularly for securities that trade in thin or volatile markets, that are priced based upon valuations provided by third-party pricing services that use matrix or evaluated pricing systems, or that are valued using a fair value methodology. These differences may increase significantly and affect fund investments more broadly during periods of market volatility. Investors who purchase or redeem fund shares on days when the fund is holding fair-valued securities may receive fewer or more shares or lower

or higher redemption proceeds than they would have received if the fund had not fair-valued securities or had used a different valuation methodology.

**Yield** – The amount of income received by the fund will go up or down depending on day-to-day variations in short-term interest rates, and the fund's expenses could absorb all or a significant portion of the fund's income. If interest rates increase, the fund's yield may not increase proportionately.

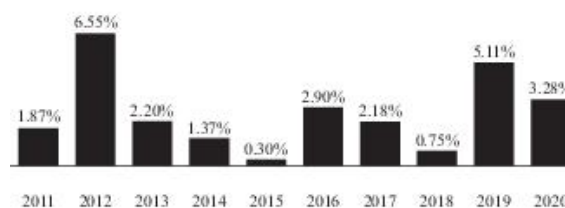
**Performance:** The bar chart and the table below provide some indication of the risks of investing in the fund. The bar chart shows how the fund's performance has varied from year to year. The table shows how the fund's average annual total returns for different periods compare to the returns of a broad measure of market performance.

The bar chart does not reflect the impact of sales charges, which, if reflected, would lower the returns. The table includes deduction of applicable sales charges.

Index returns are since inception of the oldest share class.

As with all mutual funds, past performance (before and after taxes) is not a prediction of future results. Updated performance information is available on our website at [www.transamerica.com/individual/products/mutual-funds/performance/](http://www.transamerica.com/individual/products/mutual-funds/performance/) or by calling 1-888-233-4339.

#### Annual Total Returns (calendar years ended December 31) - Class A



	Quarter Ended	Return
Best Quarter:	6/30/2020	6.02%
Worst Quarter:	3/31/2020	-4.90%

**Average Annual Total Returns (periods ended December 31, 2020)**

	1 Year	5 Years	10 Years	Since Inception	Inception Date
Class A					11/01/2007
Return before taxes	0.73%	2.31%	2.37%		
Return after taxes on distributions	-0.08%	1.40%	1.33%		
Return after taxes on distributions and sale of fund shares	0.42%	1.36%	1.38%		
Class C (Return before taxes only)	1.47%	2.04%	1.85%		11/01/2007
Class I (Return before taxes only)	3.51%	3.06%	2.85%		11/30/2009
Class R6 (Return before taxes only)	3.61%	3.16%	N/A	2.71%	05/29/2015
ICE BofAML U.S. Corporate & Government 1-3 Years Index (reflects no deduction for fees, expenses or taxes)	3.34%	2.23%	1.63%	1.98%	

The after-tax returns are calculated using the historic highest individual federal marginal income tax rates and do not reflect the impact of state and local taxes. Actual after-tax returns may depend on the investor's individual tax situation and may differ from those shown. After-tax returns may not be relevant if the investment is made through a tax-exempt or tax-deferred account, such as a 401(k) plan.

**After-tax returns are presented for only one class, and returns for other classes are presented before taxes only and will vary.**

**Management:**

*Investment Manager:* Transamerica Asset Management, Inc.

*Sub-Adviser:* Aegon USA Investment Management, LLC

*Portfolio Managers:*

Tyler A. Knight, CFA	Portfolio Manager	since 2017
Doug Weih, CFA	Portfolio Manager	since 2011
Brian W. Westhoff, CFA	Portfolio Manager	since 2015
Norbert King	Portfolio Manager	since 2017
Glen Kneeland	Portfolio Manager	since 2014

**Purchase and Sale of Fund Shares:** You may purchase, exchange or redeem shares of the fund on any day the New York Stock Exchange is open for business, online or through our website at [www.transamerica.com](http://www.transamerica.com), by mail to Transamerica Fund Services, Inc., P.O. Box 219945, Kansas City, MO 64121-9945, by telephone at 1-888-233-4339, by overnight mail to Transamerica Fund Services, Inc., 330 W. 9th Street, Kansas City, MO 64105 or through a financial intermediary.

Class R6 shares are intended for purchase by participants in certain retirement plans such as 401(k) plans, 457 plans, employer-sponsored 403(b) plans, profit sharing and money purchase plans, defined-benefit plans, non-qualified deferred compensation plans, IRAs and participants in certain health savings plans and health savings accounts under Section 223 of the Internal Revenue Code (eligible plans). Class R6 shares are available only when a plan's recordkeeper or financial service firm serving as an intermediary has an agreement with Transamerica Funds, and in such eligible

plans where Class R6 shares are held on the books of the funds through omnibus or Network Level 3 accounts (either at the plan level or at the level of the financial service firm serving as an intermediary).

The minimum initial purchase for Class A and C shares is \$1,000; the minimum subsequent investment is \$50. The minimum initial purchase for payroll deduction and automatic investment plans is \$500; the minimum subsequent investment is \$50 per monthly fund account investment. The minimum investment for Class I shares is \$1,000,000. There is no minimum investment for eligible plans investing in Class R6 shares.

**Tax Information:** Fund distributions may be taxable as ordinary income or capital gains, except when your investment is in an IRA, 401(k) or other tax-advantaged investment plan. In that case, you may be taxed when you take a distribution from such plan, depending on the type of plan, the circumstances of your distribution and other factors.

**Payments to Broker-Dealers and Other Financial Intermediaries:**

If you purchase the fund through a broker-dealer or other financial intermediary, the fund and/or its affiliates may pay the intermediary for the sale of fund shares and related services. These payments may create a conflict of interest by influencing the broker-dealer or other intermediary and your salesperson to recommend the fund over another investment. Ask your salesperson or visit your financial intermediary's website for more information.

## Transamerica Small Cap Growth

**Investment Objective:** Seeks long-term capital appreciation.

**Fees and Expenses:** This table describes the fees and expenses that you may pay if you buy, hold and sell shares of the fund. **You may pay other fees, such as brokerage commissions and other fees to financial intermediaries, which are not reflected in the tables and examples below.**

You may qualify for sales charge discounts if you and your family invest, or agree to invest in the future, at least \$50,000 in Transamerica Funds. More information about these and other discounts is available from your financial professional, in the “Waivers and Reductions of Sales Charges” section of the fund’s prospectus, in the Appendix – “Waivers and Discounts Available from Intermediaries,” and in the fund’s statement of additional information (SAI) under the heading “Purchase of Shares.”

### Shareholder Fees (fees paid directly from your investment)

	Class:	A	C	I	R6
Maximum sales charge (load) imposed on purchases (as a percentage of offering price)		5.50%	None	None	None
Maximum deferred sales charge (load) (as a percentage of purchase price or redemption proceeds, whichever is lower)		None	1.00%	None	None

<sup>1</sup> Purchases of Class A shares in amounts of \$1 million or more that are not subject to an initial sales charge may be subject to a 1.00% contingent deferred sales charge if those shares are redeemed within 24 months of their purchase. A deferred sales charge on Class A and C shares may apply to certain redemptions of shares purchased by exchange from another Transamerica Fund.

### Annual Fund Operating Expenses (expenses that you pay each year as a percentage of the value of your investment)

	Class:	A	C	I	R6
Management fees		0.87%	0.87%	0.87%	0.87%
Distribution and service (12b-1) fees		0.25%	1.00%	None	None
Other expenses		0.30%	0.28%	0.22%	0.13%
Total annual fund operating expenses		1.42%	2.15%	1.09%	1.00%
Fee waiver and/or expense reimbursement <sup>1</sup>		0.02%	0.00%	0.00%	0.00%
Total annual fund operating expenses after fee waiver and/or expense reimbursement		1.40%	2.15%	1.09%	1.00%

<sup>1</sup> Contractual arrangements have been made with the fund’s investment manager, Transamerica Asset Management, Inc. (“TAM”), through March 1, 2022 to waive fees and/or reimburse fund expenses to the extent that total annual fund operating expenses exceed 1.40% for Class A shares, 2.15% for Class C shares, 1.15% for Class I shares and 1.00% for Class R6 shares, excluding, as applicable, acquired fund fees and expenses, interest, taxes, brokerage commissions, dividend and interest expenses on securities sold short, extraordinary expenses and other expenses not incurred in the ordinary course of the fund’s business. These arrangements cannot be terminated prior to March 1, 2022 without the Board of Trustees’ consent. TAM is permitted to recapture amounts waived and/or reimbursed to a class during any of the 36 months from the date on which TAM waived fees and/or reimbursed expenses for the class if the class’ total annual fund operating expenses have fallen to a level below the limits described above. In no case will TAM recapture any amount that would result, on any particular business day of the fund, in the class’ total annual operating expenses exceeding

**Example:** This Example is intended to help you compare the cost of investing in the fund with the cost of investing in other mutual funds.

The Example assumes that you invest \$10,000 in the fund for the time periods indicated and then redeem all shares at the end of those periods (unless otherwise indicated). The Example also assumes that your investment has a 5% return each year and that the fund’s operating expenses remain the same. Only the 1 year dollar amount shown below reflects TAM’s agreement to waive fees and/or reimburse fund expenses. Although your actual costs may be higher or lower, based on these assumptions your costs would be:

### If the shares are redeemed at the end of each period:

	1 year	3 years	5 years	10 years
Class A	\$ 685	\$ 973	\$ 1,282	\$ 2,157
Class C	\$ 318	\$ 673	\$ 1,154	\$ 2,483
Class I	\$ 111	\$ 347	\$ 601	\$ 1,329
Class R6	\$ 102	\$ 318	\$ 552	\$ 1,225

### If the shares are not redeemed:

	1 year	3 years	5 years	10 years
Class A	\$ 685	\$ 973	\$ 1,282	\$ 2,157
Class C	\$ 218	\$ 673	\$ 1,154	\$ 2,483
Class I	\$ 111	\$ 347	\$ 601	\$ 1,329
Class R6	\$ 102	\$ 318	\$ 552	\$ 1,225

**Portfolio Turnover:** The fund pays transaction costs, such as commissions, when it buys and sells securities (or “turns over” its portfolio). A higher portfolio turnover rate may indicate higher transaction costs and may result in higher taxes when fund shares are held in a taxable account. These costs, which are not reflected in annual fund operating expenses or in the Example, affect the fund’s performance.

During the most recent fiscal year, the portfolio turnover rate for the fund was 69% of the average value of its portfolio.

**Principal Investment Strategies:** Under normal circumstances, the fund invests at least 80% of its net assets (plus the amount of borrowing, if any, for investment purposes) in stocks of small capitalization companies. The fund’s sub-adviser, Ranger Investment Management, L.P. (the “sub-adviser”), primarily focuses on seeking to identify high quality, high-growth small capitalization companies. The sub-adviser considers small capitalization companies to be companies with market capitalizations that, at the time of initial purchase, have either market capitalizations between \$100 million and \$2 billion or within the range of the Russell 2000<sup>®</sup> Growth Index<sup>1</sup>, which as of May 29, 2020, the most recent reconstitution date of the index, was between \$36 million and \$6.0 billion.

The sub-adviser’s approach to security selection seeks quality growth companies by implementing a bottom-up, fundamental research driven security selection process. The sub-adviser’s



the applicable limits described above or any other lower limit then in effect.

focus is to attempt to identify companies with characteristics such as

<sup>1</sup> “Russell<sup>®</sup>” and other service marks and trademarks related to the Russell indexes are trademarks of the London Stock Exchange Group companies.

high recurring revenue, steady and/or accelerating sales growth, strong balance sheets and free cash flows, stable/expanding margins, and superior return on equity/return on invested capital.

In addition to the extensive quantitative analysis, careful consideration is given to qualitative analysis. The sub-adviser incorporates a preference towards companies with certain qualitative characteristics such as conservative accounting practices, seasoned management team with high corporate integrity, sustainable competitive advantage and ability to grow market share, sound corporate governance, and unique demand drivers. Once these quantitative and qualitative characteristics are analyzed, the sub-adviser then determines whether it believes a company is undervalued and has sufficient upside to the stock price to warrant an investment. The fund is managed using the growth style of investing. At any given time, growth stocks may be out of favor and underperform the overall equity market.

The fund may invest in foreign securities through American Depositary Receipts ("ADRs"), and generally will not invest more than 10% of the fund's assets in foreign securities. The fund only invests in securities traded on U.S. exchanges.

**Principal Risks:** Risk is inherent in all investing. Many factors and risks affect the fund's performance, including those described below. The value of your investment in the fund, as well as the amount of return you receive on your investment, may fluctuate significantly day to day and over time. You may lose part or all of your investment in the fund or your investment may not perform as well as other similar investments. The following is a summary description of principal risks (in alphabetical order after certain key risks) of investing in the fund. An investment in the fund is not a bank deposit and is not insured or guaranteed by the Federal Deposit Insurance Corporation or any other government agency. **You may lose money if you invest in this fund.**

**Market** – The market values of the fund's securities and other assets will fluctuate, sometimes sharply and unpredictably, due to changes in general market conditions, overall economic trends or events, governmental actions or interventions, actions taken by the U.S. Federal Reserve or foreign central banks, political developments, investor sentiment, public health emergencies such as a pandemic, and other factors that may or may not be related to the issuer of the security or other asset. The market prices of securities and other assets also may go down due to events or conditions that affect particular sectors, industries or issuers. Adverse market conditions may be prolonged and may not have the same impact on all types of securities or other assets.

Economies and financial markets throughout the world are increasingly interconnected. Economic, financial or political events, trading and tariff arrangements, public health events, terrorism, technology and data interruptions, natural disasters, and other circumstances in one or more countries or regions could be highly disruptive to, and have profound impacts on, global economies or markets. As a result, whether or not the fund invests in securities of issuers located in or with significant exposure to the countries directly affected, the value and liquidity of the fund's investments may go down.

The COVID-19 pandemic has caused substantial market disruption around the world, including the U.S. There have been periods of extreme volatility, and periods where there have been no buyers for certain securities, including U.S. Treasury securities. Some sectors of the economy and individual issuers have experienced particularly large losses. The pandemic has reduced liquidity of particular investments and asset classes; resulted in significant disruptions to business operations, including business closures; strained healthcare systems; disrupted supply chains, consumer demand and employee availability; and restricted travel. These conditions may continue for an extended period of time, or worsen. The pandemic may result in a sustained domestic or global economic downturn or recession. Developing or emerging market countries may be more adversely impacted. The ultimate economic fallout from the pandemic, and the long-term impact on economies, markets, industries and individual issuers, are not known.

The U.S. government and the Federal Reserve, as well as certain foreign governments and central banks, have taken extraordinary actions to support local and global economies and the financial markets in response to the COVID-19 pandemic. These actions have resulted in significant expansion of public debt, including in the U.S. The long-term consequences of this level of public debt are not known. In addition, certain interest rates have been reduced to very low levels. This and other government intervention into the economy and financial markets to address the pandemic may not work as intended, particularly if the efforts are perceived by investors as being unlikely to achieve the desired results.

The COVID-19 pandemic could continue to adversely affect the value and liquidity of the fund's investments, impair the fund's ability to satisfy redemption requests, and negatively impact the fund's performance.

**Growth Stocks** – Returns on growth stocks may not move in tandem with returns on other categories of stocks or the market as a whole. Growth stocks typically are particularly sensitive to market movements and may involve larger price swings because their market prices tend to reflect future expectations. When it appears those expectations may not be met, the prices of growth securities typically fall. Growth stocks as a group may be out of favor and underperform the overall equity market for a long period of time, for example, while the market favors "value" stocks.

**Small Capitalization Companies** – The fund will be exposed to additional risks as a result of its investments in the securities of small capitalization companies. Small capitalization companies may be more at risk than larger capitalization companies because, among other things, they may have limited product lines, operating history, market or financial resources, or because they may depend on limited management groups. Securities of small capitalization companies are generally more volatile than and may underperform larger capitalization companies, may be harder to sell at times and at prices the portfolio managers believe appropriate and may offer greater potential for losses.

**Focused Investing** – To the extent the fund invests in a limited number of countries, regions, sectors, industries or market segments, in a limited number of issuers, or in issuers in related businesses or that are subject to related operating risks, the fund will be more

susceptible to negative events affecting those countries, regions, sectors, industries, segments or issuers, and the value of its shares may be more volatile than if it invested more widely.

**Equity Securities** – Equity securities generally have greater risk of loss than debt securities. Stock markets are volatile and the value of equity securities may go up or down sometimes rapidly and unpredictably. The value of equity securities fluctuates based on real or perceived changes in a company's financial condition, factors affecting a particular industry or industries, and overall market, economic and political conditions. If the market prices of the equity securities owned by the fund fall, the value of your investment in the fund will decline. The fund may lose its entire investment in the equity securities of an issuer.

**Liquidity** – The fund may make investments that are illiquid or that become illiquid after purchase. Illiquid investments can be difficult to value, may trade at a discount from comparable, more liquid investments, and may be subject to wide fluctuations in value. If the fund is forced to sell an illiquid investment to meet redemption requests or other cash needs, the fund may be forced to sell at a substantial loss or may not be able to sell at all. Liquidity of particular investments, or even entire asset classes, including U.S. Treasury securities, can deteriorate rapidly, particularly during times of market turmoil, and those investments may be difficult or impossible for the fund to sell. This may prevent the fund from limiting losses.

**Valuation** – The sales price the fund could receive for any particular portfolio investment may differ from the fund's valuation of the investment, particularly for securities that trade in thin or volatile markets, that are priced based upon valuations provided by third-party pricing services that use matrix or evaluated pricing systems, or that are valued using a fair value methodology. These differences may increase significantly and affect fund investments more broadly during periods of market volatility. Investors who purchase or redeem fund shares on days when the fund is holding fair-valued securities may receive fewer or more shares or lower or higher redemption proceeds than they would have received if the fund had not fair-valued securities or had used a different valuation methodology.

**Management** – The value of your investment may go down if the investment manager's or sub-adviser's judgments and decisions are incorrect or otherwise do not produce the desired results, or if the fund's investment strategy does not work as intended. You may also suffer losses if there are imperfections, errors or limitations in the quantitative, analytic or other tools, resources, information and data used, investment techniques applied, or the analyses employed or relied on, by the investment manager or sub-adviser, if such tools, resources, information or data are used incorrectly or otherwise do not work as intended, or if the investment manager's or sub-adviser's investment style is out of favor or otherwise fails to produce the desired results. Any of these things could cause the fund to lose value or its results to lag relevant benchmarks or other funds with similar objectives.

**Active Trading** – The fund may purchase and sell securities without regard to the length of time held. Active trading may be more pronounced during periods of market volatility, may have a negative impact on performance by increasing transaction costs and may generate greater amounts of short-term capital gains.

**Currency** – The value of a fund's investments in securities denominated in foreign currencies increases or decreases as the rates of exchange between those currencies and the U.S. dollar change. U.S. dollar-denominated securities of foreign issuers may also be affected by currency risk. Currency exchange rates can be volatile and may fluctuate significantly over short periods of time. Currency conversion costs and currency fluctuations could reduce or eliminate investment gains or add to investment losses. A fund may be unable or may choose not to hedge its foreign currency exposure.

**Depository Receipts** – Depository receipts are generally subject to the same risks as are the foreign securities that they evidence or into which they may be converted, and they may be less liquid than the underlying shares in their primary trading market. Holders of depository receipts may have limited voting rights, and investment restrictions in certain countries may adversely impact the value of depository receipts because such restrictions may limit the ability to convert equity shares into depository receipts and vice versa.

**Foreign Investments** – Investing in securities of foreign issuers or issuers with significant exposure to foreign markets involves additional risks. Foreign markets can be less liquid, less regulated, less transparent and more volatile than U.S. markets. The value of the fund's foreign investments may decline, sometimes rapidly or unpredictably, because of factors affecting the particular issuer as well as foreign markets and issuers generally, such as unfavorable or unsuccessful government actions, reduction of government or central bank support, tariffs and trade disruptions, political or financial instability, social unrest or other adverse economic or political developments. Foreign investments may be more difficult to value than investments in U.S. issuers.

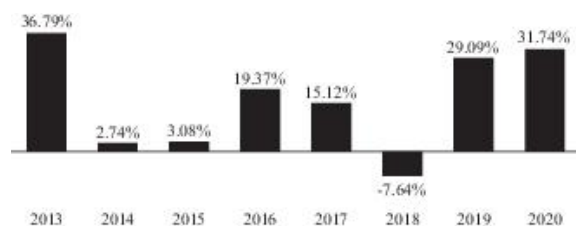
**Large Shareholder** – A significant portion of the fund's shares may be owned by other funds sponsored by Transamerica. Transactions by these funds may be disruptive to the management of the fund. For example, the fund may experience large redemptions and could be required to sell securities at a time when it may not otherwise desire to do so. Such transactions may increase the fund's brokerage and/or other transaction costs. In addition, sizeable redemptions could cause the fund's total expenses to increase.

**Performance:** The bar chart and the table below provide some indication of the risks of investing in the fund. The bar chart shows how the fund's performance has varied from year to year. The table shows how the fund's average annual total returns for different periods compare to the returns of a broad measure of market performance.

The bar chart does not reflect the impact of sales charges, which, if reflected, would lower the returns. The table includes deduction of applicable sales charges.

Absent any applicable fee waivers and/or expense limitations, performance would be lower.

As with all mutual funds, past performance (before and after taxes) is not a prediction of future results. Updated performance information is available on our website at [www.transamerica.com/individual/products/mutual-funds/performance/](http://www.transamerica.com/individual/products/mutual-funds/performance/) or by calling 1-888-233-4339.

**Annual Total Returns (calendar years ended December 31) - Class A**

	Quarter Ended	Return
Best Quarter:	6/30/2020	28.16%
Worst Quarter:	3/31/2020	-22.10%

**Average Annual Total Returns (periods ended December 31, 2020)**

	1 Year	5 Years	Since Inception	Inception Date
Class A				08/31/2012
Return before taxes	24.42%	15.33%	12.97%	
Return after taxes on distributions	22.00%	10.14%	9.38%	
Return after taxes on distributions and sale of fund shares	16.13%	10.75%	9.53%	
Class C (Return before taxes only)	29.85%	15.74%	12.92%	08/31/2012
Class I (Return before taxes only)	32.17%	16.91%	14.03%	08/31/2012
Class R6 (Return before taxes only)	32.29%	N/A	17.07%	07/25/2016
Russell 2000 <sup>®</sup> Growth Index <sup>1</sup> (reflects no deduction for fees, expenses or taxes)	34.63%	16.36%	15.44%	

<sup>1</sup> "Russell<sup>®</sup>" and other service marks and trademarks related to the Russell indexes are trademarks of the London Stock Exchange Group companies.

The after-tax returns are calculated using the historic highest individual federal marginal income tax rates and do not reflect the impact of state and local taxes. Actual after-tax returns may depend on the investor's individual tax situation and may differ from those shown. After-tax returns may not be relevant if the investment is made through a tax-exempt or tax-deferred account, such as a 401(k) plan.

**After-tax returns are presented for only one class, and returns for other classes are presented before taxes only and will vary.**

**Management:**

*Investment Manager:* Transamerica Asset Management, Inc.

*Sub-Adviser:* Ranger Investment Management, L.P.

*Portfolio Managers:*

W. Conrad Doenges	Portfolio Manager	since 2012
Andrew Hill	Portfolio Manager	since 2017
Joseph LaBate	Portfolio Manager	since 2017

**Purchase and Sale of Fund Shares:** You may purchase, exchange or redeem shares of the fund on any day the New York Stock Exchange is open for business, online or through our website at [www.transamerica.com](http://www.transamerica.com), by mail to Transamerica Fund Services, Inc., P.O. Box 219945, Kansas City, MO 64121-9945, by telephone at 1-888-233-4339, by overnight mail to Transamerica Fund Services, Inc., 330 W. 9th Street, Kansas City, MO 64105 or through a financial intermediary.

Class R6 shares are intended for purchase by participants in certain retirement plans such as 401(k) plans, 457 plans, employer-sponsored 403(b) plans, profit sharing and money purchase plans, defined-benefit plans, non-qualified deferred compensation plans, IRAs and participants in certain health savings plans and health savings accounts under Section 223 of the Internal Revenue Code (eligible plans). Class R6 shares are available only when a plan's recordkeeper or financial service firm serving as an intermediary has an agreement with Transamerica Funds, and in such eligible plans where Class R6 shares are held on the books of the funds through omnibus or Network Level 3 accounts (either at the plan level or at the level of the financial service firm serving as an intermediary).

The minimum initial purchase for Class A and C shares is \$1,000; the minimum subsequent investment is \$50. The minimum initial purchase for payroll deduction and automatic investment plan is \$500; the minimum subsequent investment is \$50 per monthly fund account investment. The minimum investment for Class I shares is \$1,000,000. There is no minimum investment for eligible plans investing in Class R6 shares.

**Tax Information:** Fund distributions may be taxable as ordinary income, qualified dividend income, or capital gains, except when your investment is in an IRA, 401(k) or other tax-advantaged investment plan. In that case, you may be taxed when you take a distribution from such plan, depending on the type of plan, the circumstances of your distribution and other factors.

**Payments to Broker-Dealers and Other Financial Intermediaries:**

If you purchase the fund through a broker-dealer or other financial intermediary, the fund and/or its affiliates may pay the intermediary for the sale of fund shares and related services. These payments may create a conflict of interest by influencing the broker-dealer or other intermediary and your salesperson to recommend the fund over another investment. Ask your salesperson or visit your financial intermediary's website for more information.

## Transamerica Small Cap Value

**Investment Objective:** Seeks long-term capital appreciation.

**Fees and Expenses:** This table describes the fees and expenses that you may pay if you buy, hold and sell shares of the fund. **You may pay other fees, such as brokerage commissions and other fees to financial intermediaries, which are not reflected in the tables and examples below.**

You may qualify for sales charge discounts if you and your family invest, or agree to invest in the future, at least \$50,000 in Transamerica Funds. More information about these and other discounts is available from your financial professional, in the “Waivers and Reductions of Sales Charges” section of the fund’s prospectus, in the Appendix – “Waivers and Discounts Available from Intermediaries,” and in the fund’s statement of additional information (SAI) under the heading “Purchase of Shares.”

### Shareholder Fees (fees paid directly from your investment)

	Class:	A	C	I	R6
Maximum sales charge (load) imposed on purchases (as a percentage of offering price)		5.50%	None	None	None
Maximum deferred sales charge (load) (as a percentage of purchase price or redemption proceeds, whichever is lower)		None	1.00%	None	None

<sup>1</sup> Purchases of Class A shares in amounts of \$1 million or more that are not subject to an initial sales charge may be subject to a 1.00% contingent deferred sales charge if those shares are redeemed within 24 months of their purchase. A deferred sales charge on Class A and C shares may apply to certain redemptions of shares purchased by exchange from another Transamerica Fund.

### Annual Fund Operating Expenses (expenses that you pay each year as a percentage of the value of your investment)

	Class:	A	C	I	R6
Management fees		0.80%	0.80%	0.80%	0.80%
Distribution and service (12b-1) fees		0.25%	1.00%	None	None
Other expenses		0.34%	0.25%	0.22%	0.12%
Total annual fund operating expenses		1.39%	2.05%	1.02%	0.92%
Fee waiver and/or expense reimbursement <sup>1</sup>		0.09%	0.00%	0.00%	0.00%
Total annual fund operating expenses after fee waiver and/or expense reimbursement		1.30%	2.05%	1.02%	0.92%

<sup>1</sup> Contractual arrangements have been made with the fund’s investment manager, Transamerica Asset Management, Inc. (“TAM”), through March 1, 2022 to waive fees and/or reimburse fund expenses to the extent that total annual fund operating expenses exceed 1.30% for Class A shares, 2.05% for Class C shares, 1.05% for Class I shares and 0.95% for Class R6 shares, excluding, as applicable, acquired fund fees and expenses, interest, taxes, brokerage commissions, dividend and interest expenses on securities sold short, extraordinary expenses and other expenses not incurred in the ordinary course of the fund’s business. These arrangements cannot be terminated prior to March 1, 2022 without the Board of Trustees’ consent. TAM is permitted to recapture amounts waived and/or reimbursed to a class during any of the 36 months from the date on which TAM waived fees and/or reimbursed expenses for the class if the class’ total annual fund operating expenses have fallen to a level below the limits described above. In no case will TAM recapture any amount that would result, on any particular business day of the fund, in the class’ total annual operating expenses exceeding

**Example:** This Example is intended to help you compare the cost of investing in the fund with the cost of investing in other mutual funds.

The Example assumes that you invest \$10,000 in the fund for the time periods indicated and then redeem all shares at the end of those periods (unless otherwise indicated). The Example also assumes that your investment has a 5% return each year and that the fund’s operating expenses remain the same. Only the 1 year dollar amount shown below reflects TAM’s agreement to waive fees and/or reimburse fund expenses. Although your actual costs may be higher or lower, based on these assumptions your costs would be:

### If the shares are redeemed at the end of each period:

	1 year	3 years	5 years	10 years
Class A	\$ 675	\$ 957	\$ 1,261	\$ 2,119
Class C	\$ 308	\$ 643	\$ 1,103	\$ 2,379
Class I	\$ 104	\$ 325	\$ 563	\$ 1,248
Class R6	\$ 94	\$ 293	\$ 509	\$ 1,131

### If the shares are not redeemed:

	1 year	3 years	5 years	10 years
Class A	\$ 675	\$ 957	\$ 1,261	\$ 2,119
Class C	\$ 208	\$ 643	\$ 1,103	\$ 2,379
Class I	\$ 104	\$ 325	\$ 563	\$ 1,248
Class R6	\$ 94	\$ 293	\$ 509	\$ 1,131

**Portfolio Turnover:** The fund pays transaction costs, such as commissions, when it buys and sells securities (or “turns over” its portfolio). A higher portfolio turnover rate may indicate higher transaction costs and may result in higher taxes when fund shares are held in a taxable account. These costs, which are not reflected in annual fund operating expenses or in the Example, affect the fund’s performance.

During the most recent fiscal year, the portfolio turnover rate for the fund was 80% of the average value of its portfolio.

**Principal Investment Strategies:** The fund’s sub-adviser, Peregrine Capital Management, LLC (the “sub-adviser”) invests, under normal circumstances, at least 80% of the fund’s net assets (plus the amount of borrowings, if any, for investment purposes) in equity securities of small-capitalization companies. The fund generally considers a small-capitalization company to be a company with a market capitalization within the range of the Russell 2000® Value Index<sup>1</sup> at the time of initial purchase. As of December 31, 2020, the market capitalization range of the Russell 2000® Value Index was between \$11.8 million and \$13.3 billion. The equity securities in which the fund invests are primarily common stocks of U.S. companies.

The sub-adviser uses a proprietary, quantitative screening process designed to identify the least expensive small cap stocks across each sector. This screening process narrows the investment universe and allows the sub-adviser to focus its fundamental research and

the applicable limits described above or any other lower limit then in effect.

<sup>1</sup> “Russell<sup>®</sup>” and other service marks and trademarks related to the Russell indexes are trademarks of the London Stock Exchange Group companies.

analysis on the stocks that the sub-adviser believes are the most undervalued relative to their respective sector peer group. Fundamental research is primarily conducted through financial statement analysis, meetings with company management teams, and interacting with sell-side research analysts. Through its fundamental research and analysis, the sub-adviser seeks to uncover one or more of the following five Value Buy Criteria that the sub-adviser believes may act as a catalyst for stock appreciation:

- **Resolvable Short-Term Problem** – Companies that may have gone through a negative fundamental event that has had an impact on stock price and valuation, and the sub-adviser believes the company has a pathway to resolve the problem within a reasonable period of time.
- **Catalyst for Change** – Companies that may have a material fundamental event going on that the sub-adviser believes the market is not pricing in to the valuation of the stock.
- **Unrecognized Assets** – Companies that the sub-adviser believes may have some intrinsic value that the market is not appreciating and the sub-adviser believes there is a pathway to unlocking that value within the near to moderate term.
- **Fundamental Undervaluation** – Companies that the sub-adviser believes lack significant sponsorship from the sell-side community and may have strong margins and growth but are in the 10-15% of the lowest valued names in a sector.
- **Take-Over Potential** – Companies that the sub-adviser believes have assets that would be more attractive in the hands of other owners.

The sub-adviser may sell a stock when the sub-adviser believes it has become fairly valued or when signs of fundamental deterioration appear. The sub-adviser may actively trade portfolio securities. Value stocks as a group may be out of favor and underperform the overall equity market for a long period of time, for example, while the market favors “growth” stocks.

From time to time, the fund may invest up to 10% of its assets in exchange-traded funds (“ETFs”) in order to manage market liquidity and equitize cash. The fund may also invest some of its assets in cash or in money market instruments, including U.S. Government obligations and repurchase agreements, or make other short-term debt investments to maintain liquidity.

**Principal Risks:** Risk is inherent in all investing. Many factors and risks affect the fund's performance, including those described below. The value of your investment in the fund, as well as the amount of return you receive on your investment, may fluctuate significantly day to day and over time. You may lose part or all of your investment in the fund or your investment may not perform as well as other similar investments. The following is a summary description of principal risks (in alphabetical order after certain key risks) of investing in the fund. An investment in the fund is not a bank deposit and is not insured or guaranteed by the Federal Deposit Insurance Corporation or any other government agency. **You may lose money if you invest in this fund.**

**Market** – The market values of the fund's securities and other assets will fluctuate, sometimes sharply and unpredictably, due to changes in general market conditions, overall economic trends or events, governmental actions or interventions, actions taken by the

U.S. Federal Reserve or foreign central banks, political developments, investor sentiment, public health emergencies such as a pandemic, and other factors that may or may not be related to the issuer of the security or other asset. The market prices of securities and other assets also may go down due to events or conditions that affect particular sectors, industries or issuers. Adverse market conditions may be prolonged and may not have the same impact on all types of securities or other assets.

Economies and financial markets throughout the world are increasingly interconnected. Economic, financial or political events, trading and tariff arrangements, public health events, terrorism, technology and data interruptions, natural disasters, and other circumstances in one or more countries or regions could be highly disruptive to, and have profound impacts on, global economies or markets. As a result, whether or not the fund invests in securities of issuers located in or with significant exposure to the countries directly affected, the value and liquidity of the fund's investments may go down.

The COVID-19 pandemic has caused substantial market disruption around the world, including the U.S. There have been periods of extreme volatility, and periods where there have been no buyers for certain securities, including U.S. Treasury securities. Some sectors of the economy and individual issuers have experienced particularly large losses. The pandemic has reduced liquidity of particular investments and asset classes; resulted in significant disruptions to business operations, including business closures; strained healthcare systems; disrupted supply chains, consumer demand and employee availability; and restricted travel. These conditions may continue for an extended period of time, or worsen. The pandemic may result in a sustained domestic or global economic downturn or recession. Developing or emerging market countries may be more adversely impacted. The ultimate economic fallout from the pandemic, and the long-term impact on economies, markets, industries and individual issuers, are not known.

The U.S. government and the Federal Reserve, as well as certain foreign governments and central banks, have taken extraordinary actions to support local and global economies and the financial markets in response to the COVID-19 pandemic. These actions have resulted in significant expansion of public debt, including in the U.S. The long-term consequences of this level of public debt are not known. In addition, certain interest rates have been reduced to very low levels. This and other government intervention into the economy and financial markets to address the pandemic may not work as intended, particularly if the efforts are perceived by investors as being unlikely to achieve the desired results.

The COVID-19 pandemic could continue to adversely affect the value and liquidity of the fund's investments, impair the fund's ability to satisfy redemption requests, and negatively impact the fund's performance.

**Value Investing** – The prices of securities the sub-adviser believes are undervalued may not appreciate as anticipated or may go down. The value approach to investing involves the risk that stocks may remain undervalued, undervaluation may become more severe, or perceived undervaluation may actually represent intrinsic value. Value stocks as a group may be out of favor and underperform the overall equity market for a long period of time, for example, while the market favors “growth” stocks.

**Small Capitalization Companies** – The fund will be exposed to additional risks as a result of its investments in the securities of small capitalization companies. Small capitalization companies may be more at risk than larger capitalization companies because, among other things, they may have limited product lines, operating history, market or financial resources, or because they may depend on limited management groups. Securities of small capitalization companies are generally more volatile than and may underperform larger capitalization companies, may be harder to sell at times and at prices the portfolio managers believe appropriate and may offer greater potential for losses.

**Equity Securities** – Equity securities generally have greater risk of loss than debt securities. Stock markets are volatile and the value of equity securities may go up or down sometimes rapidly and unpredictably. The value of equity securities fluctuates based on real or perceived changes in a company's financial condition, factors affecting a particular industry or industries, and overall market, economic and political conditions. If the market prices of the equity securities owned by the fund fall, the value of your investment in the fund will decline. The fund may lose its entire investment in the equity securities of an issuer.

**Liquidity** – The fund may make investments that are illiquid or that become illiquid after purchase. Illiquid investments can be difficult to value, may trade at a discount from comparable, more liquid investments, and may be subject to wide fluctuations in value. If the fund is forced to sell an illiquid investment to meet redemption requests or other cash needs, the fund may be forced to sell at a substantial loss or may not be able to sell at all. Liquidity of particular investments, or even entire asset classes, including U.S. Treasury securities, can deteriorate rapidly, particularly during times of market turmoil, and those investments may be difficult or impossible for the fund to sell. This may prevent the fund from limiting losses.

**Valuation** – The sales price the fund could receive for any particular portfolio investment may differ from the fund's valuation of the investment, particularly for securities that trade in thin or volatile markets, that are priced based upon valuations provided by third-party pricing services that use matrix or evaluated pricing systems, or that are valued using a fair value methodology. These differences may increase significantly and affect fund investments more broadly during periods of market volatility. Investors who purchase or redeem fund shares on days when the fund is holding fair-valued securities may receive fewer or more shares or lower or higher redemption proceeds than they would have received if the fund had not fair-valued securities or had used a different valuation methodology.

**Management** – The value of your investment may go down if the investment manager's or sub-adviser's judgments and decisions are incorrect or otherwise do not produce the desired results, or if the fund's investment strategy does not work as intended. You may also suffer losses if there are imperfections, errors or limitations in the quantitative, analytic or other tools, resources, information and data used, investment techniques applied, or the analyses employed or relied on, by the investment manager or sub-adviser, if such tools, resources, information or data are used incorrectly or otherwise do not work as intended, or if the investment manager's or sub-adviser's investment style is out of favor or otherwise fails

to produce the desired results. Any of these things could cause the fund to lose value or its results to lag relevant benchmarks or other funds with similar objectives.

**Active Trading** – The fund may purchase and sell securities without regard to the length of time held. Active trading may be more pronounced during periods of market volatility, may have a negative impact on performance by increasing transaction costs and may generate greater amounts of short-term capital gains.

**Large Shareholder** – A significant portion of the fund's shares may be owned by other funds sponsored by Transamerica. Transactions by these funds may be disruptive to the management of the fund. For example, the fund may experience large redemptions and could be required to sell securities at a time when it may not otherwise desire to do so. Such transactions may increase the fund's brokerage and/or other transaction costs. In addition, sizeable redemptions could cause the fund's total expenses to increase.

**Underlying Exchange-Traded Funds** – To the extent the fund invests its assets in underlying ETFs, its ability to achieve its investment objective will depend in part on the performance of the underlying ETFs in which it invests. Investing in underlying ETFs subjects the fund to the risks of investing in the underlying securities or assets held by those ETFs. Each of the underlying ETFs in which the fund may invest has its own investment risks, and those risks can affect the value of the underlying ETFs' shares and therefore the value of the fund's investments. There can be no assurance that the investment objective of any underlying ETF will be achieved. In addition, the fund will bear a pro rata portion of the operating expenses of the underlying ETFs in which it invests.

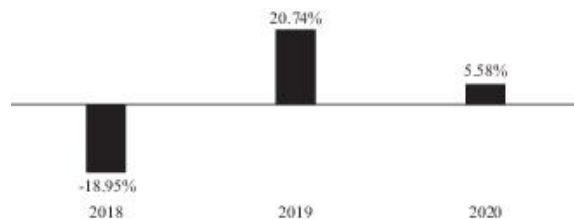
**Performance:** The bar chart and the table below provide some indication of the risks of investing in the fund. The bar chart shows how the fund's performance has varied from year to year. The table shows how the fund's average annual total returns for different periods compare to the returns of a broad measure of market performance.

Absent any applicable fee waivers and/or expense limitations, performance would be lower.

As with all mutual funds, past performance (before and after taxes) is not a prediction of future results. Updated performance information is available on our website at [www.transamerica.com/individual/products/mutual-funds/performance/](http://www.transamerica.com/individual/products/mutual-funds/performance/) or by calling 1-888-233-4339.

Prior to November 1, 2018, the fund had a different sub-adviser and used different investment strategies. The performance set forth prior to October 31, 2018 is attributable to that previous sub-adviser.



**Annual Total Returns (calendar years ended December 31) - Class A**

	Quarter Ended	Return
Best Quarter:	12/31/2020	35.47%
Worst Quarter:	3/31/2020	-38.29%

**Average Annual Total Returns (periods ended December 31, 2020)**

	1 Year	Since Inception	Inception Date
Class A			04/21/2017
Return before taxes	-0.19%	1.72%	
Return after taxes on distributions	-0.19%	0.56%	
Return after taxes on distributions and sale of fund shares	-0.11%	1.20%	
Class C (Return before taxes only)	3.83%	2.52%	04/21/2017
Class I (Return before taxes only)	5.91%	3.61%	04/21/2017
Class R6 (Return before taxes only)	5.97%	3.66%	04/21/2017
Russell 2000® Value Index <sup>1</sup> (reflects no deduction for fees, expenses or taxes)	4.63%	5.28%	

<sup>1</sup> "Russell ®" and other service marks and trademarks related to the Russell indexes are trademarks of the London Stock Exchange Group companies.

Class A, Class C and Class I shares commenced operations on April 30, 2012. Class R6 shares commenced operations on July 25, 2016. Performance information is shown for one year and from the date of the reorganization of certain funds into the fund (April 21, 2017). The applicable predecessor fund, whose accounting and performance history were adopted in the reorganizations, did not offer Class A, Class C, Class I and Class R6 shares.

The after-tax returns are calculated using the historic highest individual federal marginal income tax rates and do not reflect the impact of state and local taxes. Actual after-tax returns may depend on the investor's individual tax situation and may differ from those shown. After-tax returns may not be relevant if the investment is made through a tax-exempt or tax-deferred account, such as a 401(k) plan.

**After-tax returns are presented for only one class, and returns for other classes are presented before taxes only and will vary.**

**Management:**

*Investment Manager:* Transamerica Asset Management, Inc.

*Sub-Adviser:* Peregrine Capital Management, LLC

*Portfolio Managers:*

Jason R. Ballsrud, CFA	Portfolio Manager	since 2018
Tasso H. Coin, Jr., CFA	Portfolio Manager	since 2018
Douglas G. Pugh, CFA	Portfolio Manager	since 2018

Inc., P.O. Box 219945, Kansas City, MO 64121-9945, by telephone at 1-888-233-4339, by overnight mail to Transamerica Fund Services, Inc., 330 W. 9th Street, Kansas City, MO 64105 or through a financial intermediary.

Class R6 shares are intended for purchase by participants in certain retirement plans such as 401(k) plans, 457 plans, employer-sponsored 403(b) plans, profit sharing and money purchase plans, defined-benefit plans, non-qualified deferred compensation plans, IRAs and participants in certain health savings plans and health savings accounts under Section 223 of the Internal Revenue Code (eligible plans). Class R6 shares are available only when a plan's recordkeeper or financial service firm serving as an intermediary has an agreement with Transamerica Funds, and in such eligible plans where Class R6 shares are held on the books of the funds through omnibus or Network Level 3 accounts (either at the plan level or at the level of the financial service firm serving as an intermediary).

The minimum initial purchase for Class A and C shares is \$1,000; the minimum subsequent investment is \$50. The minimum initial purchase for payroll deduction and automatic investment plan is \$500; the minimum subsequent investment is \$50 per monthly fund account investment. The minimum investment for Class I shares is \$1,000,000. There is no minimum investment for eligible plans investing in Class R6 shares.

**Tax Information:** Fund distributions may be taxable as ordinary income, qualified dividend income, or capital gains, except when your investment is in an IRA, 401(k) or other tax-advantaged investment plan. In that case, you may be taxed when you take a distribution from such plan, depending on the type of plan, the circumstances of your distribution and other factors.

**Payments to Broker-Dealers and Other Financial Intermediaries:** If you purchase the fund through a broker-dealer or other financial intermediary, the fund and/or its affiliates may pay the intermediary for the sale of fund shares and related services. These payments may create a conflict of interest by influencing the broker-dealer or other intermediary and your salesperson to recommend the fund over another investment. Ask your salesperson or visit your financial intermediary's website for more information.

**Purchase and Sale of Fund Shares:** You may purchase, exchange or redeem shares of the fund on any day the New York Stock Exchange is open for business, online or through our website at [www.transamerica.com](http://www.transamerica.com), by mail to Transamerica Fund Services,

## Transamerica Small/Mid Cap Value

**Investment Objective:** Seeks to maximize total return.

**Fees and Expenses:** This table describes the fees and expenses that you may pay if you buy, hold and sell shares of the fund. **You may pay other fees, such as brokerage commissions and other fees to financial intermediaries, which are not reflected in the tables and examples below.**

You may qualify for sales charge discounts if you and your family invest, or agree to invest in the future, at least \$50,000 in Transamerica Funds. More information about these and other discounts is available from your financial professional, in the “Waivers and Reductions of Sales Charges” section of the fund’s prospectus, in the Appendix – “Waivers and Discounts Available from Intermediaries,” and in the fund’s statement of additional information (SAI) under the heading “Purchase of Shares.”

### Shareholder Fees (fees paid directly from your investment)

Class:	A	C	I	R6
Maximum sales charge (load) imposed on purchases (as a percentage of offering price)	5.50%	None	None	None
Maximum deferred sales charge (load) (as a percentage of purchase price or redemption proceeds, whichever is lower)	None	<sup>1</sup> 1.00%	None	None

<sup>1</sup> Purchases of Class A shares in amounts of \$1 million or more that are not subject to an initial sales charge may be subject to a 1.00% contingent deferred sales charge if those shares are redeemed within 24 months of their purchase. A deferred sales charge on Class A and C shares may apply to certain redemptions of shares purchased by exchange from another Transamerica Fund.

### Annual Fund Operating Expenses (expenses that you pay each year as a percentage of the value of your investment)

Class:	A	C	I	R6
Management fees	0.78%	0.78%	0.78%	0.78%
Distribution and service (12b-1) fees	0.25%	1.00%	None	None
Other expenses	0.28%	0.24%	0.17%	0.06%
Total annual fund operating expenses	1.31%	2.02%	0.95%	0.84%

**Example:** This Example is intended to help you compare the cost of investing in the fund with the cost of investing in other mutual funds.

The Example assumes that you invest \$10,000 in the fund for the time periods indicated and then redeem all shares at the end of those periods (unless otherwise indicated). The Example also assumes that your investment has a 5% return each year and that the fund’s operating expenses remain the same. Although your actual costs may be higher or lower, based on these assumptions your costs would be:

### If the shares are redeemed at the end of each period:

	1 year	3 years	5 years	10 years
Class A	\$ 676	\$ 942	\$ 1,229	\$ 2,042
Class C	\$ 305	\$ 634	\$ 1,088	\$ 2,348
Class I	\$ 97	\$ 303	\$ 525	\$ 1,166
Class R6	\$ 86	\$ 268	\$ 466	\$ 1,037

### If the shares are not redeemed:

	1 year	3 years	5 years	10 years
Class A	\$ 676	\$ 942	\$ 1,229	\$ 2,042
Class C	\$ 205	\$ 634	\$ 1,088	\$ 2,348
Class I	\$ 97	\$ 303	\$ 525	\$ 1,166
Class R6	\$ 86	\$ 268	\$ 466	\$ 1,037

**Portfolio Turnover:** The fund pays transaction costs, such as commissions, when it buys and sells securities (or “turns over” its portfolio). A higher portfolio turnover rate may indicate higher transaction costs and may result in higher taxes when fund shares are held in a taxable account. These costs, which are not reflected in annual fund operating expenses or in the Example, affect the fund’s performance.

During the most recent fiscal year, the portfolio turnover rate for the fund was 65% of the average value of its portfolio.

**Principal Investment Strategies:** The fund’s sub-advisers, Systematic Financial Management, L.P. and Thompson, Siegel & Walmsley LLC (the “sub-advisers”), seek to achieve the fund’s objective by investing, under normal circumstances, at least 80% of the fund’s net assets (plus the amount of borrowings, if any, for investment purposes) in small- and mid-cap equity securities (U.S. equity securities, American Depositary Receipts (“ADRs”) and foreign securities trading on U.S. markets).

The fund defines small- and mid-cap equities as companies whose market capitalization falls within the range of securities comprising the Russell 2000<sup>®</sup> Index and the Russell Midcap<sup>®</sup> Index respectively, or within the range of the Russell 2500<sup>®</sup> Index<sup>1</sup>, whichever is broader at the time of purchase. Over time, the capitalizations of the companies in the index will change. As they do, the size of the companies in which the fund invests may change. As of December 31, 2020, the market capitalization range of securities comprising the Russell 2000<sup>®</sup> Index was between \$6 million and \$21.1 billion, the market capitalization range of securities comprising the Russell Midcap<sup>®</sup> Index was between \$0.6 billion and \$59.7 billion, and the market capitalization range of securities comprising the Russell 2500<sup>®</sup> Index was between \$6 million and \$31.6 billion.

The fund’s investment manager, Transamerica Asset Management, Inc., determines the allocation of the fund’s assets between the fund’s sub-advisers and rebalances the allocation periodically to normally maintain an approximate allocation of 60% of the fund’s assets to Thompson, Siegel & Walmsley LLC and 40% of the fund’s assets to Systematic Financial Management, L.P. The fund emphasizes investments in common stocks.

Thompson, Siegel & Walmsley LLC is the sub-adviser for the mid cap sleeve. In the mid-cap sleeve, the sub-adviser seeks to invest in companies it believes present a value or potential worth that is not recognized by prevailing market prices or that have experienced some fundamental changes and are intrinsically undervalued by the investment community. The sub-adviser’s mid-cap value

<sup>1</sup> “Russell<sup>®</sup>” and other service marks and trademarks related to the Russell indexes are trademarks of the London Stock Exchange Group companies.

process uses a combination of quantitative and qualitative methods and is based on a four-factor valuation screen. Factors one and two of the screen attempt to assess a company's discount to private market value relative to other mid-cap stocks. The third factor considers the relative earnings prospects of the company. The fourth factor involves looking at the company's recent price action.

Systematic Financial Management, L.P. is the sub-adviser for the small-cap sleeve. In the small-cap sleeve, the sub-adviser generally will invest in common stocks of companies with small capitalizations that are attractively valued and possess low price cash flow ratios or, in the case of certain financial stocks, low price/earnings ratios and/or low price/book ratios. The sub-adviser's security selection process generally favors companies with strong operating cash flow, strong free cash flow, limited financial leverage and strong debt coverage. Trends in balance sheet items including inventories, accounts receivable, and payables are scrutinized as well. The sub-adviser also reviews the company's products/services, market position, industry condition, financial and accounting policies and quality of management.

The fund's investment methodology unifies what both sub-advisers deem to be the best attributes of quantitative screening and fundamental research in an integrated and repeatable process designed to outperform the Russell 2500® Value Index over the long term. Under normal market conditions, cash and cash equivalents are generally less than 5% of the portfolio value. Value stocks as a group may be out of favor and underperform the overall equity market for a long period of time, for example, while the market favors "growth" stocks.

The fund may invest up to 10% of its total assets in the securities of foreign issuers, including ADRs and foreign securities trading on U.S. markets. The fund may also invest in real estate investment trusts ("REITs"), and may invest up to 5% of its total net assets in exchange traded funds ("ETFs").

**Principal Risks:** Risk is inherent in all investing. Many factors and risks affect the fund's performance, including those described below. The value of your investment in the fund, as well as the amount of return you receive on your investment, may fluctuate significantly day to day and over time. You may lose part or all of your investment in the fund or your investment may not perform as well as other similar investments. The following is a summary description of principal risks (in alphabetical order after certain key risks) of investing in the fund. An investment in the fund is not a bank deposit and is not insured or guaranteed by the Federal Deposit Insurance Corporation or any other government agency. **You may lose money if you invest in this fund.**

**Market** – The market values of the fund's securities and other assets will fluctuate, sometimes sharply and unpredictably, due to changes in general market conditions, overall economic trends or events, governmental actions or interventions, actions taken by the U.S. Federal Reserve or foreign central banks, political developments, investor sentiment, public health emergencies such as a pandemic, and other factors that may or may not be related to the issuer of the security or other asset. The market prices of securities and other assets also may go down due to events or conditions that

affect particular sectors, industries or issuers. Adverse market conditions may be prolonged and may not have the same impact on all types of securities or other assets.

Economies and financial markets throughout the world are increasingly interconnected. Economic, financial or political events, trading and tariff arrangements, public health events, terrorism, technology and data interruptions, natural disasters, and other circumstances in one or more countries or regions could be highly disruptive to, and have profound impacts on, global economies or markets. As a result, whether or not the fund invests in securities of issuers located in or with significant exposure to the countries directly affected, the value and liquidity of the fund's investments may go down.

The COVID-19 pandemic has caused substantial market disruption around the world, including the U.S. There have been periods of extreme volatility, and periods where there have been no buyers for certain securities, including U.S. Treasury securities. Some sectors of the economy and individual issuers have experienced particularly large losses. The pandemic has reduced liquidity of particular investments and asset classes; resulted in significant disruptions to business operations, including business closures; strained healthcare systems; disrupted supply chains, consumer demand and employee availability; and restricted travel. These conditions may continue for an extended period of time, or worsen. The pandemic may result in a sustained domestic or global economic downturn or recession. Developing or emerging market countries may be more adversely impacted. The ultimate economic fallout from the pandemic, and the long-term impact on economies, markets, industries and individual issuers, are not known.

The U.S. government and the Federal Reserve, as well as certain foreign governments and central banks, have taken extraordinary actions to support local and global economies and the financial markets in response to the COVID-19 pandemic. These actions have resulted in significant expansion of public debt, including in the U.S. The long-term consequences of this level of public debt are not known. In addition, certain interest rates have been reduced to very low levels. This and other government intervention into the economy and financial markets to address the pandemic may not work as intended, particularly if the efforts are perceived by investors as being unlikely to achieve the desired results.

The COVID-19 pandemic could continue to adversely affect the value and liquidity of the fund's investments, impair the fund's ability to satisfy redemption requests, and negatively impact the fund's performance.

**Value Investing** – The prices of securities the sub-adviser believes are undervalued may not appreciate as anticipated or may go down. The value approach to investing involves the risk that stocks may remain undervalued, undervaluation may become more severe, or perceived undervaluation may actually represent intrinsic value. Value stocks as a group may be out of favor and underperform the overall equity market for a long period of time, for example, while the market favors "growth" stocks.

**Small Capitalization Companies** – The fund will be exposed to additional risks as a result of its investments in the securities of small capitalization companies. Small capitalization companies may be more at risk than larger

capitalization companies because, among other things, they may have limited product lines, operating

history, market or financial resources, or because they may depend on limited management groups. Securities of small capitalization companies are generally more volatile than and may underperform larger capitalization companies, may be harder to sell at times and at prices the portfolio managers believe appropriate and may offer greater potential for losses.

**Medium Capitalization Companies** – Investing in medium capitalization companies involves greater risk than is customarily associated with more established companies. Securities of medium capitalization companies may underperform larger capitalization companies, may be harder to sell at times and at prices the portfolio managers believe appropriate and may offer greater potential for losses.

**Equity Securities** – Equity securities generally have greater risk of loss than debt securities. Stock markets are volatile and the value of equity securities may go up or down sometimes rapidly and unpredictably. The value of equity securities fluctuates based on real or perceived changes in a company's financial condition, factors affecting a particular industry or industries, and overall market, economic and political conditions. If the market prices of the equity securities owned by the fund fall, the value of your investment in the fund will decline. The fund may lose its entire investment in the equity securities of an issuer.

**Liquidity** – The fund may make investments that are illiquid or that become illiquid after purchase. Illiquid investments can be difficult to value, may trade at a discount from comparable, more liquid investments, and may be subject to wide fluctuations in value. If the fund is forced to sell an illiquid investment to meet redemption requests or other cash needs, the fund may be forced to sell at a substantial loss or may not be able to sell at all. Liquidity of particular investments, or even entire asset classes, including U.S. Treasury securities, can deteriorate rapidly, particularly during times of market turmoil, and those investments may be difficult or impossible for the fund to sell. This may prevent the fund from limiting losses.

**Valuation** – The sales price the fund could receive for any particular portfolio investment may differ from the fund's valuation of the investment, particularly for securities that trade in thin or volatile markets, that are priced based upon valuations provided by third-party pricing services that use matrix or evaluated pricing systems, or that are valued using a fair value methodology. These differences may increase significantly and affect fund investments more broadly during periods of market volatility. Investors who purchase or redeem fund shares on days when the fund is holding fair-valued securities may receive fewer or more shares or lower or higher redemption proceeds than they would have received if the fund had not fair-valued securities or had used a different valuation methodology.

**Management** – The value of your investment may go down if the investment manager's or sub-adviser's judgments and decisions are incorrect or otherwise do not produce the desired results, or if the fund's investment strategy does not work as intended. You may also suffer losses if there are imperfections, errors or limitations in the quantitative, analytic or other tools, resources, information and data used, investment techniques applied, or the analyses employed or relied on, by the investment manager or sub-adviser, if such tools, resources, information or data are used incorrectly or otherwise do not work as intended, or if the investment manager's

or sub-adviser's investment style is out of favor or otherwise fails to produce the desired results. Any of these things could cause the fund to lose value or its results to lag relevant benchmarks or other funds with similar objectives.

**Active Trading** – The fund may purchase and sell securities without regard to the length of time held. Active trading may be more pronounced during periods of market volatility, may have a negative impact on performance by increasing transaction costs and may generate greater amounts of short-term capital gains.

**Counterparty** – The fund could lose money if the counterparties to derivatives, repurchase agreements and other financial contracts entered into for the fund do not fulfill their contractual obligations. In addition, the fund may incur costs and may be hindered or delayed in enforcing its rights against a counterparty.

**Currency** – The value of a fund's investments in securities denominated in foreign currencies increases or decreases as the rates of exchange between those currencies and the U.S. dollar change. U.S. dollar-denominated securities of foreign issuers may also be affected by currency risk. Currency exchange rates can be volatile and may fluctuate significantly over short periods of time. Currency conversion costs and currency fluctuations could reduce or eliminate investment gains or add to investment losses. A fund may be unable or may choose not to hedge its foreign currency exposure.

**Depository Receipts** – Depository receipts are generally subject to the same risks as are the foreign securities that they evidence or into which they may be converted, and they may be less liquid than the underlying shares in their primary trading market. Holders of depository receipts may have limited voting rights, and investment restrictions in certain countries may adversely impact the value of depository receipts because such restrictions may limit the ability to convert equity shares into depository receipts and vice versa.

**Foreign Investments** – Investing in securities of foreign issuers or issuers with significant exposure to foreign markets involves additional risks. Foreign markets can be less liquid, less regulated, less transparent and more volatile than U.S. markets. The value of the fund's foreign investments may decline, sometimes rapidly or unpredictably, because of factors affecting the particular issuer as well as foreign markets and issuers generally, such as unfavorable or unsuccessful government actions, reduction of government or central bank support, tariffs and trade disruptions, political or financial instability, social unrest or other adverse economic or political developments. Foreign investments may be more difficult to value than investments in U.S. issuers.

**Large Shareholder** – A significant portion of the fund's shares may be owned by other funds sponsored by Transamerica. Transactions by these funds may be disruptive to the management of the fund. For example, the fund may experience large redemptions and could be required to sell securities at a time when it may not otherwise desire to do so. Such transactions may increase the fund's brokerage and/or other transaction costs. In addition, sizeable redemptions could cause the fund's total expenses to increase.

**REITs** – Investing in real estate investment trusts ("REITs") involves unique risks. When the fund invests in REITs, it is subject to risks generally associated with investing in real estate. A REIT's performance depends on the types and locations of the properties it owns, how well it manages those properties and cash flow. REITs

may have limited financial resources, may trade less frequently and in limited volume, may engage in dilutive offerings, and may be subject to more abrupt or erratic price movements than the overall securities markets. In addition to its own expenses, the fund will indirectly bear its proportionate share of any management and other expenses paid by REITs in which it invests. U.S. REITs are subject to a number of highly technical tax-related rules and requirements; and a U.S. REIT's failure to qualify for the favorable U.S. federal income tax treatment generally available to U.S. REITs could result in corporate-level taxation, significantly reducing the return on an investment to the fund.

**Repurchase Agreements** – In a repurchase agreement, the fund purchases securities from a broker-dealer or a bank, called the counterparty, upon the agreement of the counterparty to repurchase the securities from the fund at a later date, and at a specified price. The securities purchased serve as the fund's collateral for the obligation of the counterparty to repurchase the securities. If the counterparty does not repurchase the securities, the fund is entitled to sell the securities, but the fund may not be able to sell them for the price at which they were purchased, thus causing a loss. If the counterparty becomes insolvent, there is some risk that the fund will not have a right to the securities, or the immediate right to sell the securities.

**Underlying Exchange-Traded Funds** – To the extent the fund invests its assets in underlying ETFs, its ability to achieve its investment objective will depend in part on the performance of the underlying ETFs in which it invests. Investing in underlying ETFs subjects the fund to the risks of investing in the underlying securities or assets held by those ETFs. Each of the underlying ETFs in which the fund may invest has its own investment risks, and those risks can affect the value of the underlying ETFs' shares and therefore the value of the fund's investments. There can be no assurance that the investment objective of any underlying ETF will be achieved. In addition, the fund will bear a pro rata portion of the operating expenses of the underlying ETFs in which it invests.

**Performance:** The bar chart and the table below provide some indication of the risks of investing in the fund. The bar chart shows how the fund's performance has varied from year to year. The table shows how the fund's average annual total returns for different periods compare to the returns of a broad measure of market performance.

The bar chart does not reflect the impact of sales charges, which, if reflected, would lower the returns. The table includes deduction of applicable sales charges.

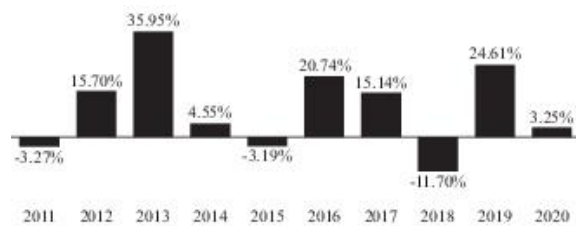
In the "10 Years or Since Inception" column of the table, returns are shown for ten years or since inception of the share class, whichever is less. Index returns are for ten years.

As with all mutual funds, past performance (before and after taxes) is not a prediction of future results. Updated performance information is available on our website at [www.transamerica.com/individual/products/mutual-funds/performance/](http://www.transamerica.com/individual/products/mutual-funds/performance/) or by calling 1-888-233-4339.

Prior to March 22, 2011, the fund had a different sub-adviser and used different investment strategies. The performance set forth for prior to that date is attributable to that previous sub-adviser.

From March 22, 2011 until December 4, 2016, Systematic Financial Management, L.P. served as the fund's sole sub-adviser and the fund used different investment strategies.

#### Annual Total Returns (calendar years ended December 31) - Class A



Quarter Ended      Return

Best Quarter:      12/31/2020      25.46%

Worst Quarter:      3/31/2020      -33.36%

#### Average Annual Total Returns (periods ended December 31, 2020)

r style="height:15.5pt;">

	1 Year	5 Years	10 Years	Since Inception	Inception Date
<b>Class A</b>					04/02/2001
Return before taxes	-2.44%	8.34%	8.68%		
Return after taxes on distributions	-2.56%	6.40%	6.88%		
Return after taxes on distributions and sale of fund shares	-1.37%	6.08%	6.58%		
<b>Class C (Return before taxes only)</b>	1.55%	8.82%	8.57%		11/11/2002
<b>Class I (Return before taxes only)</b>	3.64%	9.96%	9.70%		11/30/2009
<b>Class R6 (Return before taxes only)</b>	3.79%	10.08%	N/A	7.63%	05/29/2015
Russell 2500™ Value Index <sup>1</sup> (reflects no deduction for fees, expenses or taxes)	4.88%	9.43%	9.33%	6.67%	

<sup>1</sup> "Russell ®" and other service marks and trademarks related to the Russell indexes are trademarks of the London Stock Exchange Group companies.

The after-tax returns are calculated using the historic highest individual federal marginal income tax rates and do not reflect the impact of state and local taxes. Actual after-tax returns may depend on the investor's individual tax situation and may differ from those shown. After-tax returns may not be relevant if the investment is made through a tax-exempt or tax-deferred account, such as a 401(k) plan.

**After-tax returns are presented for only one class, and returns for other classes are presented before taxes only and will vary.**

**Management:**

*Investment Manager:* Transamerica Asset Management, Inc.

*Sub-Adviser:* Systematic Financial Management, L.P.

*Portfolio Manager:*

Kenneth Burgess, CFA	Portfolio Manager	since 2011
----------------------	-------------------	------------

*Sub-Adviser:* Thompson, Siegel & Walmsley LLC

*Portfolio Managers:*

R. Michael Creager, CFA	Portfolio Manager	since 2019
-------------------------	-------------------	------------

Brett P. Hawkins, CFA	Portfolio Manager	since 2016
-----------------------	-------------------	------------

**Purchase and Sale of Fund Shares:** You may purchase, exchange or redeem shares of the fund on any day the New York Stock Exchange is open for business, online or through our website at [www.transamerica.com](http://www.transamerica.com), by mail to Transamerica Fund Services, Inc., P.O. Box 219945, Kansas City, MO 64121-9945, by telephone at 1-888-233-4339, by overnight mail to Transamerica Fund Services, Inc., 330 W. 9th Street, Kansas City, MO 64105 or through a financial intermediary.

Class R6 shares are intended for purchase by participants in certain retirement plans such as 401(k) plans, 457 plans, employer-sponsored 403(b) plans, profit sharing and money purchase plans, defined-benefit plans, non-qualified deferred compensation plans, IRAs and participants in certain health savings plans and health savings accounts under Section 223 of the Internal Revenue Code (eligible plans). Class R6 shares are available only when a plan's recordkeeper or financial service firm serving as an intermediary has an agreement with Transamerica Funds, and in such eligible plans where Class R6 shares are held on the books of the funds through omnibus or Network Level 3 accounts (either at the plan level or at the level of the financial service firm serving as an intermediary).

The minimum initial purchase for Class A and C shares is \$1,000; the minimum subsequent investment is \$50. The minimum initial purchase for payroll deduction and automatic investment plans is \$500; the minimum subsequent investment is \$50 per monthly fund account investment. The minimum investment for Class I shares is \$1,000,000. There is no minimum investment for eligible plans investing in Class R6 shares.

**Tax Information:** Fund distributions may be taxable as ordinary income, qualified dividend income, or capital gains, except when your investment is in an IRA, 401(k) or other tax-advantaged investment plan. In that case, you may be taxed when you take a distribution from such plan, depending on the type of plan, the circumstances of your distribution and other factors.

**Payments to Broker-Dealers and Other Financial Intermediaries:** If you purchase the fund through a broker-dealer or other financial intermediary, the fund and/or its affiliates may pay the intermediary for the sale of fund shares and related services. These payments may create a conflict of interest by influencing the broker-dealer or other intermediary and your salesperson to recommend the fund over another investment. Ask your salesperson or visit your financial intermediary's website for more information.



## Transamerica Sustainable Bond

**Investment Objective:** Seeks to provide high total return through a combination of current income and capital appreciation.

### Fees and Expenses:

This table describes the fees and expenses that you may pay if you buy, hold and sell shares of the fund. **You may pay other fees, such as brokerage commissions and other fees to financial intermediaries, which are not reflected in the tables and examples below.**

#### Shareholder Fees (fees paid directly from your investment)

Class:	A	C	I	R6
Maximum sales charge (load) imposed on purchases (as a percentage of offering price)	4.75%	None	None	None
Maximum deferred sales charge (load) (as a percentage of purchase price or redemption proceeds, whichever is lower)	None	1.00%	None	None

<sup>1</sup> Purchases of Class A shares in amounts of \$1 million or more that are not subject to an initial sales charge may be subject to a 1.00% contingent deferred sales charge if those shares are redeemed within 24 months of their purchase. A deferred sales charge on Class A and C shares may apply to certain redemptions of shares purchased by exchange from another Transamerica Fund.

#### Annual Fund Operating Expenses (expenses that you pay each year as a percentage of the value of your investment)

Class:	A	C	I	R6
Management fees	0.41%	0.41%	0.41%	0.41%
Distribution and service (12b-1) fees	0.25%	1.00%	None	None
Other expenses <sup>1</sup>	1.28%	1.28%	1.38%	1.29%
Total annual fund operating expenses	1.94%	2.69%	1.79%	1.70%
Fee waiver and/or expense reimbursement <sup>2</sup>	1.14%	1.14%	1.29%	1.25%
Total annual fund operating expenses after fee waiver and/or expense reimbursement	0.80%	1.55%	0.50%	0.45%

<sup>1</sup> Other expenses are based on estimates for the current fiscal year.

<sup>2</sup> Contractual arrangements have been made with the fund's investment manager, Transamerica Asset Management, Inc. ("TAM"), through March 1, 2022 to waive fees and/or reimburse fund expenses to the extent that total annual fund operating expenses exceed 0.80% for Class A shares, 1.55% for Class C shares, 0.50% for Class I shares and 0.45% for Class R6 shares, excluding, as applicable, acquired fund fees and expenses, interest, taxes, brokerage commissions, dividend and interest expenses on securities sold short, extraordinary expenses and other expenses not incurred in the ordinary course of the fund's business. These arrangements cannot be terminated prior to March 1, 2022 without the Board of Trustees' consent. TAM is permitted to recapture amounts waived and/or reimbursed to a class during any of the 36 months from the date on which TAM waived fees and/or reimbursed expenses for the class if the class' total annual fund operating expenses have fallen to a level below the limits described above. In no case will TAM recapture any amount that would result, on any particular business day of the fund, in the class' total annual operating expenses exceeding the applicable limits described above or any other lower limit then in effect.

**Example:** This Example is intended to help you compare the cost of investing in the fund with the cost of investing in other mutual funds.

The Example assumes that you invest \$10,000 in the fund for the time periods indicated and then redeem all shares at the end of those periods (unless otherwise indicated). The Example also assumes that your investment has a 5% return each year and that the fund's operating expenses remain the same. Only the 1 year dollar amount shown below reflects TAM's agreement to waive fees and/or reimburse fund expenses. Although your actual costs may be higher or lower, based on these assumptions your costs would be:

#### If the shares are redeemed at the end of each period:

	1 year	3 years
Class A	\$ 553	\$ 950
Class C	\$ 258	\$ 727
Class I	\$ 51	\$ 437
Class R6	\$ 46	\$ 413

#### If the shares are not redeemed:

	1 year	3 years
Class A	\$ 553	\$ 950
Class C	\$ 158	\$ 727
Class I	\$ 51	\$ 437
Class R6	\$ 46	\$ 413

**Portfolio Turnover:** The fund pays transaction costs, such as commissions, when it buys and sells securities (or "turns over" its portfolio). A higher portfolio turnover rate may indicate higher transaction costs and may result in higher taxes when fund shares are held in a taxable account. These costs, which are not reflected in annual fund operating expenses or in the Example, affect the fund's performance.

For the period beginning July 31, 2020 and ending October 31, 2020, the portfolio turnover rate for the fund was 33% of the average value of its portfolio.

**Principal Investment Strategies:** The fund's sub-adviser, Aegon USA Investment Management, LLC (the "sub-adviser"), seeks to achieve the fund's objective by investing, under normal circumstances, at least 80% of the fund's net assets (plus the amount of borrowings, if any, for investment purposes) in fixed-income securities. The fund's investments in fixed-income securities may include U.S. government and foreign government bonds and notes (including emerging markets), mortgage-backed, commercial mortgage-backed, and asset-backed securities (including collateralized mortgage obligations), investment grade and below (commonly known as "junk bonds") corporate bonds of issuers in the U.S. and foreign countries (including emerging markets), convertible bonds and other convertible securities, bank loans and loan participations, structured notes, municipal bonds and preferred securities. The fund's investment in fixed-income securities may also include dollar rolls, inflation-protected securities, repurchase agreements and to be announced ("TBA") transactions. The fund may invest in securities of any maturity and does not have a target average duration. Under normal circumstances, the

fund has an average credit rating of investment grade.

The fund's sub-adviser focuses on fixed-income securities of issuers that are, in the sub-adviser's view, aligned with sustainability initiatives. The fund's investment universe is defined by the sub-adviser's Sustainable Investment Committee ("SIC") which consists of employees of the sub-adviser and affiliated entities within the global Aegon Asset Management organization, who have responsible investing expertise. All potential investments are screened utilizing the sub-adviser's proprietary sustainability assessment framework which evaluates issuers or securities using internal and external inputs. Eligible investments include issuers or securities that are viewed by the sub-adviser as contributing to or aligned with long-term sustainability initiatives including, but not limited to, various environmental and societal initiatives. The sub-adviser's sustainability assessment focuses on key sustainability pillars, including climate change, eco solutions, resource efficiency, health and well-being and sustainable growth. These sustainable investment opportunities also align with many of the United Nations' Sustainable Development Goals (SDGs), a set of goals that seek to address the world's most pressing sustainability issues. While the SDGs provide a helpful framework for identifying sustainable themes, the sub-adviser relies on its proprietary sustainability assessment to determine the eligible investment universe.

The fund uses positive screening to identify issuers and securities that the sub-adviser believes align with sustainability themes. Given the fund's inclusionary stance and thematic approach to selecting the investment universe, the sub-adviser avoids investments in issuers, industries or sectors that are wholly inconsistent with its sustainable investing philosophy. As a result, the fund does not utilize a specific exclusions list.

The sub-adviser uses a research-driven process in an effort to identify sustainable investment opportunities. The process consists of five primary steps:

1. Sustainability research: The sub-adviser generates sustainable investment ideas using a sustainability assessment process to identify fixed income investments that the sub-adviser believes will contribute to or benefit from the long-term sustainability of the global economy, environment and society. The process combines internal expertise alongside external data to analyze a potential investment's sustainability profile. Sustainable investment ideas are presented to the SIC for further evaluation.
2. Sustainability determination: The SIC reviews the sustainability research and ultimately determines the sustainable investment universe for the fund. The SIC reviews investments for alignment with sustainable initiatives and identifies an eligible investment universe consisting of issuers or securities that are viewed as contributing to or aligned with long-term sustainability. Issuers and securities are classified into one of five categories depending on level of alignment with sustainability initiatives. The sustainability criteria is tailored to the fixed income sector.
3. Economic research and recommendation: In its proprietary, "bottom-up" research, the sub-adviser considers various fundamental and other factors, such as environmental, social, and governance ("ESG") matters, creditworthiness, capital structure, covenants, cash-flows and, as applicable, collateral.

4. Portfolio construction: The sub-adviser combines the proprietary "bottom-up" research with "top-down" analysis of the macroeconomic and interest rate environments. In the sub-adviser's "top-down" approach, the sub-adviser analyzes various fundamental, technical, sentiment, and valuation factors that affect the movement of markets and securities prices worldwide. This "top-down" analysis includes a relative value assessment across asset classes as the sub-adviser constructs a sustainability-themed portfolio based on the eligible sustainable investment universe set by the SIC. The fund invests in issuers or securities that meet the sub-adviser's sustainability criteria within categories one through three. As an example, category one "sustainable leaders" may include companies with a material amount of revenues tied to products or services aligned with sustainability initiatives. Conversely, category five companies that do not meet the sub-adviser's sustainability criteria may be involved in controversial activities that are against sustainable initiatives.

5. Engagement: The sub-adviser's dedicated Responsible Investment team may engage with issuers in an effort to encourage issuers to enhance the sustainability of their businesses and make positive change.

The fund may utilize derivatives, such as options, futures, forward currency contracts and swaps, including, but not limited to, interest rate, total return and credit default swaps. These investment strategies may be employed as a hedging technique, as a means of altering investment characteristics of the fund's portfolio (such as shortening or lengthening duration), in an attempt to enhance returns or for other purposes. The fund may purchase securities on a when-issued, delayed delivery or forward-commitment basis.

All investments by the fund, with the exception of cash, cash equivalents and derivatives instruments used for duration or temporary cashflow management purposes, are subject to the sub-adviser's sustainability screening process.

**Principal Risks:** Risk is inherent in all investing. Many factors and risks affect the fund's performance, including those described below. The value of your investment in the fund, as well as the amount of return you receive on your investment, may fluctuate significantly day to day and over time. You may lose part or all of your investment in the fund or your investment may not perform as well as other similar investments. The following is a summary description of principal risks (in alphabetical order after certain key risks) of investing in the fund. An investment in the fund is not a bank deposit and is not insured or guaranteed by the Federal Deposit Insurance Corporation or any other government agency. **You may lose money if you invest in this fund.**

**Market** – The market values of the fund's securities and other assets will fluctuate, sometimes sharply and unpredictably, due to changes in general market conditions, overall economic trends or events, governmental actions or interventions, actions taken by the U.S. Federal Reserve or foreign central banks, political developments, investor sentiment, public health emergencies such as a pandemic, and other factors that may or may not be related to the issuer of the security or other asset. The market prices of securities and other assets also may go down due to events or conditions that

affect particular sectors, industries or issuers. Adverse market conditions may be prolonged and may not have the same impact on all types of securities or other assets.

Economies and financial markets throughout the world are increasingly interconnected. Economic, financial or political events, trading and tariff arrangements, public health events, terrorism, technology and data interruptions, natural disasters, and other circumstances in one or more countries or regions could be highly disruptive to, and have profound impacts on, global economies or markets. As a result, whether or not the fund invests in securities of issuers located in or with significant exposure to the countries directly affected, the value and liquidity of the fund's investments may go down.

The COVID-19 pandemic has caused substantial market disruption around the world, including the U.S. There have been periods of extreme volatility, and periods where there have been no buyers for certain securities, including U.S. Treasury securities. Some sectors of the economy and individual issuers have experienced particularly large losses. The pandemic has reduced liquidity of particular investments and asset classes; resulted in significant disruptions to business operations, including business closures; strained healthcare systems; disrupted supply chains, consumer demand and employee availability; and restricted travel. These conditions may continue for an extended period of time, or worsen. The pandemic may result in a sustained domestic or global economic downturn or recession. Developing or emerging market countries may be more adversely impacted. The ultimate economic fallout from the pandemic, and the long-term impact on economies, markets, industries and individual issuers, are not known.

The U.S. government and the Federal Reserve, as well as certain foreign governments and central banks, have taken extraordinary actions to support local and global economies and the financial markets in response to the COVID-19 pandemic. These actions have resulted in significant expansion of public debt, including in the U.S. The long-term consequences of this level of public debt are not known. In addition, certain interest rates have been reduced to very low levels. This and other government intervention into the economy and financial markets to address the pandemic may not work as intended, particularly if the efforts are perceived by investors as being unlikely to achieve the desired results.

The COVID-19 pandemic could continue to adversely affect the value and liquidity of the fund's investments, impair the fund's ability to satisfy redemption requests, and negatively impact the fund's performance.

**Fixed-Income Securities** – Fixed-income securities are subject to risks including credit risk, interest rate risk, counterparty risk, prepayment risk, extension risk, valuation risk, and liquidity risk. The value of fixed-income securities may go up or down, sometimes rapidly and unpredictably, due to general market conditions, such as real or perceived adverse economic or political conditions, tariffs and trade disruptions, inflation, changes in interest rates, lack of liquidity in the bond markets or adverse investor sentiment. In addition, the value of a fixed-income security may decline if the issuer or other obligor of the security fails to pay principal and/or interest, otherwise defaults or has its credit rating downgraded or is perceived to be less creditworthy, or the credit quality

or value of any underlying assets declines. If the value of fixed-income securities owned by the fund falls, the value of your investment will go down. The fund may lose its entire investment in the fixed-income securities of an issuer.

**Interest Rate** – Interest rates in the U.S. and certain foreign markets have been low relative to historic levels. The fund faces a risk that interest rates may rise. The value of fixed income securities generally goes down when interest rates rise. A rise in rates tends to have a greater impact on the prices of longer term or duration securities. Changes in interest rates also may affect the liquidity of the fund's investments. A general rise in interest rates may cause investors to sell fixed income securities on a large scale, which could adversely affect the price and liquidity of fixed income securities generally and could also result in increased redemptions from the fund. Increased redemptions could cause the fund to sell securities at inopportune times or depressed prices and result in further losses.

**Credit** – If an issuer or other obligor (such as a party providing insurance or other credit enhancement) of a security held by the fund or a counterparty to a financial contract with the fund is unable or unwilling to meet its financial obligations, or is downgraded or perceived to be less creditworthy (whether by market participants or otherwise), or if the value of any underlying assets declines, the value of your investment will typically decline. A decline may be significant, particularly in certain market environments. In addition, the fund may incur costs and may be hindered or delayed in enforcing its rights against an issuer, obligor or counterparty.

**Mortgage-Related and Asset-Backed Securities** – The value of mortgage-related and asset-backed securities will be influenced by factors affecting the housing market and the assets underlying such securities. As a result, during periods of declining asset values, difficult or frozen credit markets, swings in interest rates, or deteriorating economic conditions, mortgage-related and asset-backed securities may decline in value, face valuation difficulties, become more volatile and/or become illiquid, which could negatively impact the fund. Mortgage-backed securities represent direct or indirect participations in, or are collateralized by and payable from, mortgage loans secured by real property. Asset-backed securities represent participations in, or are secured by and payable from, assets such as installment sales or loan contracts, leases, credit card receivables and other categories of receivables. The value of mortgage-backed and asset-backed securities may be affected by changes in credit quality or value of the mortgage loans or other assets that support the securities. Mortgage-backed and asset-backed securities are subject to prepayment or call and extension risks. Some of these securities may receive little or no collateral protection from the underlying assets.

**High-Yield Debt Securities** – High-yield debt securities, commonly referred to as "junk" bonds, are securities that are rated below "investment grade" or are of comparable quality. Changes in interest rates, the market's perception of the issuers, the creditworthiness of the issuers and negative perceptions of the junk bond market generally may significantly affect the value of these bonds. Junk bonds are considered speculative, tend to be volatile, typically have a higher risk of default, tend to be less liquid and more difficult to value than higher grade securities, and may result in losses for the fund.

**Liquidity** – The fund may make investments that are illiquid or that become illiquid after purchase. Illiquid investments can be difficult to value, may trade at a discount from comparable, more liquid investments, and may be subject to wide fluctuations in value. If the fund is forced to sell an illiquid investment to meet redemption requests or other cash needs, the fund may be forced to sell at a substantial loss or may not be able to sell at all. Liquidity of particular investments, or even entire asset classes, including U.S. Treasury securities, can deteriorate rapidly, particularly during times of market turmoil, and those investments may be difficult or impossible for the fund to sell. This may prevent the fund from limiting losses.

**Sustainability Investing** – Applying the sub-adviser's sustainability assessment framework to its investment analysis for the fund may impact the sub-adviser's investment decisions as to securities of certain issuers and, therefore, the fund may forgo some investment opportunities available to funds that do not apply sustainability investing principals or that apply different sustainability criteria. Securities of companies meeting the sub-adviser's sustainability criteria may shift into and out of favor depending on market and economic conditions, and the fund's performance may at times be better or worse than the performance of similar funds that do not utilize sustainability investing principals or that apply different sustainability criteria. The sub-adviser monitors the fund's holdings based on the latest publicly available information. Any delay in obtaining public information regarding the fund's holdings could result in the fund holding an investment that no longer meets the fund's sustainability investing principals. "Sustainability" is not a uniformly defined characteristic and applying sustainability criteria involves subjective assessment.

**Counterparty** – The fund could lose money if the counterparties to derivatives, repurchase agreements and other financial contracts entered into for the fund do not fulfill their contractual obligations. In addition, the fund may incur costs and may be hindered or delayed in enforcing its rights against a counterparty.

**Extension** – When interest rates rise, repayments of fixed income securities, including asset- and mortgage-backed securities, may occur more slowly than anticipated, causing their market prices to decline.

**Prepayment or Call** – Many issuers have a right to prepay their fixed income securities. If this happens, the fund will not benefit from the rise in the market price of the securities that normally accompanies a decline in interest rates and may be forced to reinvest the prepayment proceeds in securities with lower yields.

**Management** – The value of your investment may go down if the investment manager's or sub-adviser's judgments and decisions are incorrect or otherwise do not produce the desired results, or if the fund's investment strategy does not work as intended. You may also suffer losses if there are imperfections, errors or limitations in the quantitative, analytic or other tools, resources, information and data used, investment techniques applied, or the analyses employed or relied on, by the investment manager or sub-adviser, if such tools, resources, information or data are used incorrectly or otherwise do not work as intended, or if the investment manager's or sub-adviser's investment style is out of favor or otherwise fails to produce the desired results. Any of these things could cause the fund to lose value or its results to lag relevant benchmarks or other funds with similar objectives.

**Active Trading** – The fund may purchase and sell securities without regard to the length of time held. Active trading may be more pronounced during periods of market volatility, may have a negative impact on performance by increasing transaction costs and may generate greater amounts of short-term capital gains.

**Bank Obligations** – Banks are sensitive to changes in money market and general economic conditions. Banks are highly regulated. Decisions by regulators may limit the loans banks make and the interest rates and fees they charge, and may reduce bank profitability.

**Convertible Securities** – Convertible securities are subject to risks associated with both fixed income and equity securities. For example, if market interest rates rise, the value of a convertible security typically falls. In addition, a convertible security is subject to the risk that the issuer will not be able to pay interest or dividends when due, and the market value of the security may change based on the issuer's actual or perceived creditworthiness. Since the convertible security derives a portion of its value from the underlying common stock, the security is also subject to the same types of market and issuer-specific risks that apply to the underlying common stock. Convertible securities generally offer lower interest or dividend yields than non-convertible securities of similar quality.

**Currency** – The value of a fund's investments in securities denominated in foreign currencies increases or decreases as the rates of exchange between those currencies and the U.S. dollar change. U.S. dollar-denominated securities of foreign issuers may also be affected by currency risk. Currency exchange rates can be volatile and may fluctuate significantly over short periods of time. Currency conversion costs and currency fluctuations could reduce or eliminate investment gains or add to investment losses. A fund may be unable or may choose not to hedge its foreign currency exposure.

**Currency Hedging** – The fund may hedge its currency risk using currency futures, forwards or options. However, hedging strategies and/or these instruments may not always work as intended, and a fund may be worse off than if it had not used a hedging strategy or instrument.

**Derivatives** – Risks of derivatives include leverage risk, liquidity risk, valuation risk, market risk, counterparty risk, credit risk, operational risk and legal risk. Use of derivatives can increase fund losses, reduce opportunities for gains, increase fund volatility, and not produce the result intended. Certain derivatives have the potential for unlimited loss, regardless of the size of the initial investment. Even a small investment in derivatives can have a disproportionate impact on the fund. Derivatives may be difficult to sell, unwind or value, and the counterparty (including, if applicable, the fund's clearing broker, the derivatives exchange or the clearinghouse) may default on its obligations to the fund. In certain cases, the fund may incur costs and may be hindered or delayed in enforcing its rights against or closing out derivatives instruments with a counterparty, which may result in additional losses. Derivatives are also generally subject to the risks applicable to the assets, rates, indices or other indicators underlying the derivative, including market risk, credit risk, liquidity risk, management and valuation risk. Also, suitable derivative transactions may not be available in all circumstances or at reasonable prices. The value of a derivative may fluctuate more or less than, or otherwise not correlate well with, the underlying assets, rates, indices or other indicators to

which it relates. The fund may be required to segregate or earmark liquid assets or otherwise cover its obligations under derivatives transactions and may have to liquidate positions before it is desirable in order to meet these segregation and coverage requirements.

**Distressed or Defaulted Securities** – Investments in defaulted securities and obligations of distressed issuers, including securities that are, or may be, involved in reorganizations or other financial restructurings, either out of court or in bankruptcy, involve substantial risks in addition to the risks of investing in high-yield debt securities. These securities are considered speculative. The fund may incur costs to protect its investment, and the fund could lose its entire investment.

**Dollar Rolls** – The use of dollar rolls is a speculative technique involving leverage, and can have an economic effect similar to borrowing money. Dollar roll transactions involve the risk that the market value of the securities the fund is required to purchase may decline below the agreed upon repurchase price of those securities. If the broker/dealer to whom the fund sells securities becomes insolvent, the fund's ability to purchase or repurchase securities may be restricted.

**Emerging Markets** – Investments in securities of issuers located or doing business in emerging markets are subject to heightened foreign investments risks and may experience rapid and extreme changes in value. Emerging market countries tend to have less developed and less stable economic, political and legal systems and regulatory and accounting standards, may have policies that restrict investment by foreigners or that prevent foreign investors such as the fund from withdrawing their money at will, and are more likely to experience nationalization, expropriation and confiscatory taxation. In addition, emerging market securities may have low trading volumes and may be or become illiquid.

**Equity Securities** – Equity securities generally have greater risk of loss than debt securities. Stock markets are volatile and the value of equity securities may go up or down sometimes rapidly and unpredictably. The value of equity securities fluctuates based on real or perceived changes in a company's financial condition, factors affecting a particular industry or industries, and overall market, economic and political conditions. If the market prices of the equity securities owned by the fund fall, the value of your investment in the fund will decline. The fund may lose its entire investment in the equity securities of an issuer.

**Floating Rate Loans** – Floating rate loans are often made to borrowers whose financial condition is troubled or highly leveraged. These loans frequently are rated below investment grade and are therefore subject to "High-Yield Debt Securities" risk. There is no public market for floating rate loans and the loans may trade infrequently and be subject to wide bid/ask spreads. Many floating rate loans are subject to restrictions on resale. Floating rate loans may have trade settlement periods in excess of seven days, which may result in the fund not receiving proceeds from the sale of a loan for an extended period. As a result, the fund may be subject to greater "Liquidity" risk than a fund that does not invest in floating rate loans and the fund may be constrained in its ability to meet its obligations (including obligations to redeeming shareholders). The lack of an active trading market may also make it more difficult to value floating rate loans. Rising interest rates can lead to increased default rates as payment obligations increase.

**Focused Investing** – To the extent the fund invests in a limited number of countries, regions, sectors, industries or market segments, in a limited number of issuers, or in issuers in related businesses or that are subject to related operating risks, the fund will be more susceptible to negative events affecting those countries, regions, sectors, industries, segments or issuers, and the value of its shares may be more volatile than if it invested more widely.

**Foreign Investments** – Investing in securities of foreign issuers or issuers with significant exposure to foreign markets involves additional risks. Foreign markets can be less liquid, less regulated, less transparent and more volatile than U.S. markets. The value of the fund's foreign investments may decline, sometimes rapidly or unpredictably, because of factors affecting the particular issuer as well as foreign markets and issuers generally, such as unfavorable or unsuccessful government actions, reduction of government or central bank support, tariffs and trade disruptions, political or financial instability, social unrest or other adverse economic or political developments. Foreign investments may be more difficult to value than investments in U.S. issuers.

**Hedging** – The fund may buy and sell futures contracts, put and call options, forward contracts and other instruments as a hedge. The fund's hedging strategies may not work as intended, and the fund may be in a less favorable position than if it had not used a hedging instrument.

**Inflation** – Inflation risk is the risk that the value of assets or income from investment will be worth less in the future as inflation decreases the value of money. As inflation increases, the real value of our common stock and distributions that we pay declines.

**Inflation-Protected Securities** – Inflation-protected debt securities may react differently from other types of debt securities and tend to react to changes in "real" interest rates, which represent nominal (stated) interest rates reduced by the expected impact of inflation. In general, the price of an inflation-protected debt security can fall when real interest rates rise, and can rise when real interest rates fall. Interest payments on inflation-protected debt securities can be unpredictable and will vary as the principal and/or interest is adjusted for inflation.

**Large Shareholder** – A significant portion of the fund's shares may be owned by other funds sponsored by Transamerica. Transactions by these funds may be disruptive to the management of the fund. For example, the fund may experience large redemptions and could be required to sell securities at a time when it may not otherwise desire to do so. Such transactions may increase the fund's brokerage and/or other transaction costs. In addition, sizeable redemptions could cause the fund's total expenses to increase.

**Leveraging** – To the extent that the fund borrows or uses derivatives or other investments, such as ETFs, that have embedded leverage, your investment may be subject to heightened volatility, risk of loss and costs. Other risks also will be compounded because leverage generally magnifies the effect of a change in the value of an asset and creates a risk of loss of value on a larger pool of assets than the fund would otherwise have. Use of leverage may result in the loss of a substantial amount, and possibly all, of the fund's assets. The fund also may have to sell assets at inopportune times to satisfy its

obligations or meet segregation, coverage or margin requirements.

**Loans** – Loans are subject to the credit risk of nonpayment of principal or interest. Economic downturns or increases in interest rates may cause an increase in defaults, interest rate risk and liquidity risk. Loans may or may not be collateralized at the time of acquisition, and any collateral may be relatively illiquid or lose all or substantially all of its value subsequent to investment. The fund's investments in loans are also subject to prepayment or call risk.

**Municipal Securities** – The municipal bond market can be susceptible to unusual volatility, particularly for lower-rated and unrated securities. Liquidity can be reduced unpredictably in response to overall economic conditions or credit tightening. Municipal issuers may be adversely affected by rising health care costs, increasing unfunded pension liabilities, and by the phasing out of federal programs providing financial support. The value of municipal securities can also be adversely affected by changes in the financial condition of one or more individual municipal issuers or insurers of municipal issuers, regulatory and political developments, tax law changes or other legislative actions, and by uncertainties and public perceptions concerning these and other factors. To the extent the fund invests significantly in a single state or in securities the payments on which are dependent upon a single project or source of revenues, or that relate to a sector or industry, the fund will be more susceptible to associated risks and developments. A number of municipal issuers have defaulted on obligations, commenced insolvency proceedings, or suffered credit downgrading. Financial difficulties of municipal issuers may continue or worsen.

Investment in municipal securities of issuers in Guam, Puerto Rico, the U.S. Virgin Islands, or other U.S. territories, may have more risks than tax-exempt securities issued by other issuers due to the political, social and/or economic conditions in the particular territory.

**New Fund** – The fund was recently formed. Investors in the fund bear the risk that the sub-adviser may not be successful in implementing its investment strategy, and may not employ a successful investment strategy, or that the fund may fail to attract sufficient assets under management to realize economies of scale, any of which could result in the fund being liquidated at any time without shareholder approval and at a time that may not be favorable for shareholders.

**Preferred Stock** – Preferred stock's right to dividends and liquidation proceeds is junior to the rights of a company's debt securities. The value of preferred stock may be subject to factors that affect fixed income and equity securities. The value of preferred stock tends to vary more with fluctuations in the underlying common stock and less with fluctuations in interest rates and tends to exhibit greater volatility.

**Privately Placed and Other Restricted Securities** – Restricted securities, which include private placements of private and public companies, are subject to legal or contractual restrictions on their resale. Restricted securities may be difficult to sell at the time and price a fund prefers. Restricted securities may be difficult to value properly and may involve greater risks than securities that are not subject to restrictions on resale, both of which may result in substantial losses. An insufficient number of eligible buyers interested in purchasing restricted securities held by a fund could adversely affect the marketability of such securities and a fund might be unable to dispose of such securities promptly

or at reasonable prices, adversely affecting a fund's overall liquidity. Restricted securities may not be listed on an exchange and may have no active trading market. A fund may incur additional expense when disposing of restricted securities.

**Repurchase Agreements** – In a repurchase agreement, the fund purchases securities from a broker-dealer or a bank, called the counterparty, upon the agreement of the counterparty to repurchase the securities from the fund at a later date, and at a specified price. The securities purchased serve as the fund's collateral for the obligation of the counterparty to repurchase the securities. If the counterparty does not repurchase the securities, the fund is entitled to sell the securities, but the fund may not be able to sell them for the price at which they were purchased, thus causing a loss. If the counterparty becomes insolvent, there is some risk that the fund will not have a right to the securities, or the immediate right to sell the securities.

**Sovereign Debt** – Sovereign debt instruments are subject to the risk that the governmental entity may delay or fail to pay interest or repay principal on its sovereign debt. If a governmental entity defaults, it may ask for more time in which to pay or for further loans, or the debt may be restructured. There may be no established legal process for collecting sovereign debt that a government does not pay, nor are there bankruptcy proceedings through which all or part of the sovereign debt that a governmental entity has not repaid may be collected.

**Structured Instruments** – The fund may invest in, or have exposure to, various types of structured instruments, including securities that have demand, tender or put features, or interest rate reset features. Structured instruments are a type of derivative instrument and the payment and credit qualities of these instruments derive from the assets embedded in the structure from which they are issued. Structured instruments may be leveraged and may behave in ways not anticipated by the fund, or they may not receive tax, accounting or regulatory treatment anticipated by the fund. Structured instruments may also be less liquid and more difficult to value accurately than more traditional securities and instruments.

**Sustainability and Environmental, Social and Governance ("ESG") Considerations** – Applying sustainability and/or ESG factors as part of the fund's security selection process may impact the sub-adviser's investment decisions. Sustainability and ESG factors are not uniformly defined and applying such factors involves subjective assessments. Sustainability and ESG ratings and assessments of issuers can vary across third party data providers and may change over time. Sustainability and ESG factors can be difficult to apply consistently across issuers, regions, countries, industries or sectors. The application of these factors could negatively impact the fund's performance.

**To Be Announced (TBA) Transactions** – Although the securities that are delivered in TBA transactions must meet certain standards, there is a risk that the actual securities received by the fund may be less favorable than what was anticipated when entering into the transaction. TBA transactions also involve the risk that a counterparty will fail to deliver the security, exposing the fund to further losses.

**U.S. Government and Agency Obligations** – Government agency obligations have different levels of credit support and, therefore, different degrees of credit risk. Securities issued by agencies and instrumentalities of the U.S. government that are



supported by the full faith and credit of the U.S. government generally present a lesser degree of credit risk than securities issued by agencies and instrumentalities sponsored by the U.S. government that are supported only by the issuer's right to borrow from the U.S. Treasury and securities issued by agencies and instrumentalities sponsored by the U.S. government that are supported only by the credit of the issuing agencies. A security backed by the "full faith and credit" of the U.S. government is guaranteed only as to its stated interest rate and face value at maturity, not its current market price.

**Valuation** – The sales price the fund could receive for any particular portfolio investment may differ from the fund's valuation of the investment, particularly for securities that trade in thin or volatile markets, that are priced based upon valuations provided by third-party pricing services that use matrix or evaluated pricing systems, or that are valued using a fair value methodology. These differences may increase significantly and affect fund investments more broadly during periods of market volatility. Investors who purchase or redeem fund shares on days when the fund is holding fair-valued securities may receive fewer or more shares or lower or higher redemption proceeds than they would have received if the fund had not fair-valued securities or had used a different valuation methodology.

**Warrants and Rights** – Warrants and rights may be considered more speculative than certain other types of investments because they do not entitle a holder to the dividends or voting rights for the securities that may be purchased, and they do not represent any rights in the assets of the issuing company. If the warrant is not exercised before the expiration date, it generally expires without any value and the fund will lose any amount it paid for the warrant.

**Yield** – The amount of income received by the fund will go up or down depending on day-to-day variations in short-term interest rates, and the fund's expenses could absorb all or a significant portion of the fund's income. If interest rates increase, the fund's yield may not increase proportionately.

**Performance:** No performance is shown for the fund. Performance information will appear in a future version of this prospectus once the fund has a full calendar year of performance information to report to investors.

The fund's benchmark is the Bloomberg Barclays US Aggregate Bond Index.

As with all mutual funds, past performance (before and after taxes) is not a prediction of future results. Updated performance information is available on our website at [www.transamerica.com/individual/products/mutual-funds/performance/](http://www.transamerica.com/individual/products/mutual-funds/performance/) or by calling 1-888-233-4339.

## Management:

*Investment Manager:* Transamerica Asset Management, Inc.

*Sub-Adviser:* Aegon USA Investment Management, LLC

*Portfolio Managers:*

Bradley D. Doyle, CFA	Portfolio Manager	since 2020
Charles Foster, CFA	Portfolio Manager	since 2020
Jose Pluto, CFA	Portfolio Manager	since 2020
Jeremy Thurm, CFA	Portfolio Manager	since 2020
James Rich	Portfolio Manager	since 2020

**Purchase and Sale of Fund Shares:** You may purchase, exchange or redeem shares of the fund on any day the New York Stock Exchange is open for business, online or through our website at [www.transamerica.com](http://www.transamerica.com), by mail to Transamerica Fund Services, Inc., P.O. Box 219945, Kansas City, MO 64121-9945, by telephone at 1-888-233-4339, by overnight mail to Transamerica Fund Services, Inc., 330 W. 9th Street, Kansas City, MO 64105 or through a financial intermediary.

Class R6 shares are intended for purchase by participants in certain retirement plans such as 401(k) plans, 457 plans, employer-sponsored 403(b) plans, profit sharing and money purchase plans, defined-benefit plans, non-qualified deferred compensation plans, IRAs and participants in certain health savings plans and health savings accounts under Section 223 of the Internal Revenue Code (eligible plans). Class R6 shares are available only when a plan's recordkeeper or financial service firm serving as an intermediary has an agreement with Transamerica Funds, and in such eligible plans where Class R6 shares are held on the books of the funds through omnibus or Network Level 3 accounts (either at the plan level or at the level of the financial service firm serving as an intermediary).

The minimum initial purchase for Class A and C shares is \$1,000; the minimum subsequent investment is \$50. The minimum initial purchase for payroll deduction and automatic investment plan is \$500; the minimum subsequent investment is \$50 per monthly fund account investment. The minimum investment for Class I shares is \$1,000,000. There is no minimum investment for eligible plans investing in Class R6 shares.

The fund does not currently offer Class A, Class C and Class R6 shares.

**Tax Information:** Fund distributions may be taxable as ordinary income, qualified dividend income, or capital gains, except when your investment is in an IRA, 401(k) or other tax-advantaged investment plan. In that case, you may be taxed when you take a distribution from such plan, depending on the type of plan, the circumstances of your distribution and other factors.

## Payments to Broker-Dealers and Other Financial Intermediaries:

If you purchase the fund through a broker-dealer or other financial intermediary, the fund and/or its affiliates may pay the intermediary for the sale of fund shares and related services. These payments may create a conflict of interest by influencing the broker-dealer or other intermediary and your salesperson to recommend the fund over another investment. Ask your salesperson or visit your financial intermediary's website for more information.

## Transamerica Sustainable Equity Income (formerly, Transamerica Dividend Focused)

**Investment Objective:** Seeks total return gained from the combination of dividend yield, growth of dividends and capital appreciation.

**Fees and Expenses:** This table describes the fees and expenses that you may pay if you buy, hold and sell shares of the fund. **You may pay other fees, such as brokerage commissions and other fees to financial intermediaries, which are not reflected in the tables and examples below.**

You may qualify for sales charge discounts if you and your family invest, or agree to invest in the future, at least \$50,000 in Transamerica Funds. More information about these and other discounts is available from your financial professional, in the “Waivers and Reductions of Sales Charges” section of the fund’s prospectus, in the Appendix – “Waivers and Discounts Available from Intermediaries,” and in the fund’s statement of additional information (SAI) under the heading “Purchase of Shares.”

### Shareholder Fees (fees paid directly from your investment)

	Class:	A	C	I	R6
Maximum sales charge (load) imposed on purchases (as a percentage of offering price)		5.50%	None	None	None
Maximum deferred sales charge (load) (as a percentage of purchase price or redemption proceeds, whichever is lower)		None	1.00%	None	None

<sup>1</sup> Purchases of Class A shares in amounts of \$1 million or more that are not subject to an initial sales charge may be subject to a 1.00% contingent deferred sales charge if those shares are redeemed within 24 months of their purchase. A deferred sales charge on Class A and C shares may apply to certain redemptions of shares purchased by exchange from another Transamerica Fund.

### Annual Fund Operating Expenses (expenses that you pay each year as a percentage of the value of your investment)

	Class:	A	C	I	R6
Management fees <sup>1</sup>		0.66%	0.66%	0.66%	0.66%
Distribution and service (12b-1) fees		0.25%	1.00%	None	None
Other expenses		0.09%	0.24%	0.16%	0.06%
Recaptured expense <sup>2</sup>		0.00%	0.03%	0.00%	0.00%
All other expenses		0.09%	0.21%	0.16%	0.06%
Total annual fund operating expenses		1.00%	1.90%	0.82%	0.72%
Fee waiver and/or expense reimbursement <sup>2</sup>		0.00%	0.00%	0.09%	0.00%
Total annual fund operating expenses after fee waiver and/or expense reimbursement		1.00%	1.90%	0.73%	0.72%

<sup>1</sup> Management fees have been restated to reflect a reduction in management fees effective December 1, 2020.

<sup>2</sup> Contractual arrangements have been made with the fund’s investment manager, Transamerica Asset Management, Inc. (“TAM”), through March 1, 2022 to waive fees and/or reimburse fund expenses to the extent that total annual fund operating expenses exceed 1.15% for Class A shares, 1.90% for Class C shares, 0.90% for Class I shares and 0.83% for Class R6 shares, excluding, as applicable, acquired fund fees and expenses, interest, taxes, brokerage commissions, dividend and interest expenses on securities sold short, extraordinary expenses and other expenses not incurred in the ordinary course of the fund’s business. These arrangements cannot be terminated prior to March 1, 2022 without the Board of Trustees’ consent. TAM is permitted to recapture

amounts waived and/or reimbursed to a class during any of the 36 months from the date on which TAM waived fees and/or reimbursed expenses for the class if the class’ total annual fund operating expenses have fallen to a level below the limits described above. In no case will TAM recapture any amount that would result, on any particular business day of the fund, in the class’ total annual operating expenses exceeding the applicable limits described above or any other lower limit then in effect. In addition, TAM has contractually agreed to reimburse 0.09% of the sub-transfer agency fees on Class I shares through March 1, 2022.

**Example:** This Example is intended to help you compare the cost of investing in the fund with the cost of investing in other mutual funds.

The Example assumes that you invest \$10,000 in the fund for the time periods indicated and then redeem all shares at the end of those periods (unless otherwise indicated). The Example also assumes that your investment has a 5% return each year and that the fund’s operating expenses remain the same. Only the 1 year dollar amount shown below reflects TAM’s agreement to waive fees and/or reimburse fund expenses. Although your actual costs may be higher or lower, based on these assumptions your costs would be:

### If the shares are redeemed at the end of each period:

	1 year	3 years	5 years	10 years
Class A	\$ 646	\$ 851	\$ 1,072	\$ 1,707
Class C	\$ 293	\$ 597	\$ 1,026	\$ 2,222
Class I	\$ 75	\$ 253	\$ 446	\$ 1,005
Class R6	\$ 74	\$ 230	\$ 401	\$ 894

### If the shares are not redeemed:

	1 year	3 years	5 years	10 years
Class A	\$ 646	\$ 851	\$ 1,072	\$ 1,707
Class C	\$ 193	\$ 597	\$ 1,026	\$ 2,222
Class I	\$ 75	\$ 253	\$ 446	\$ 1,005
Class R6	\$ 74	\$ 230	\$ 401	\$ 894

**Portfolio Turnover:** The fund pays transaction costs, such as commissions, when it buys and sells securities (or “turns over” its portfolio). A higher portfolio turnover rate may indicate higher transaction costs and may result in higher taxes when fund shares are held in a taxable account. These costs, which are not reflected in annual fund operating expenses or in the Example, affect the fund’s performance.

During the most recent fiscal year, the portfolio turnover rate for the fund was 45% of the average value of its portfolio.

**Principal Investment Strategies:** The fund’s sub-adviser, Aegon Asset Management UK plc (the “sub-adviser”), deploys an active strategy that generally invests in large and middle U.S. capitalization companies, focusing on those that pay dividends and that the sub-adviser views as having a favorable sustainability profile. Under normal circumstances, the fund will invest at least 80% of its net assets (plus the amount of borrowings, if any, for investment purposes) in equity securities. The sub-adviser generally looks to buy stocks and hold them over multi-year periods in an effort to benefit from the compounding effects of increasing dividends.

When selecting dividend-paying stocks, the sub-adviser normally seeks to invest in companies that fall within one of three groupings established by the sub-adviser. One group is “compounders” or those companies that the sub-adviser sees as consistent annual dividend growers with long-term records of growing dividend-per-share. A second group is “hoarders” or those companies that are viewed by the sub-adviser as having the operating success and balance sheet strength to potentially increase dividend payout ratios and positively surprise the market. The third group is “de-equitizers” with capital structures that the sub-adviser believes offer the potential for mergers and acquisitions or share buy-backs.

In addition, the sub-adviser seeks to invest in stocks of companies with what the sub-adviser views as having positive sustainability credentials. The sub-adviser applies its sustainability assessment framework in evaluating each company considered for the fund. A small range of industries with what are seen as having poor sustainability profiles are excluded by the sub-adviser from the investible universe at the start of the investment process. These industries currently are: tobacco, weapons, nuclear power, gambling, animal mistreatment, adult entertainment, genetic modification for agricultural purposes, coal, and oil exploration and production. Sustainability credentials of each eligible company are assessed by the sub-adviser through proprietary analysis focusing on what the sub-adviser views as material sustainability factors with clear links to risks and opportunities.

Sustainability research by the sub-adviser’s Responsible Investment team, composed of employees of the sub-adviser and certain of its affiliates, forms a key part of the sub-adviser’s investment process. The Responsible Investment team independently conducts sustainability research on each company proposed for investment by the sub-adviser’s investment team. The sustainability research uses a three-dimensional framework to analyze each company, looking at (i) its products (what it does), (ii) its practices (how it does it) and (iii) its sustainable improvement (is it improving from a sustainability perspective or does it have plans to do so?). The outcome of this analysis is that each company proposed for investment by the investment team is classified by the Responsible Investment team as either a sustainability “leader”, “improver”, or “laggard”, and the sub-adviser may only invest in companies identified as leaders or improvers.

- Sustainability “leaders” are companies that the Responsible Investment team believes exhibit top-quartile performance relative to global and regional peers from a combination of positive operational practices and being strategically well positioned with regard to the impact of their products or services. Activities that generate clear positive impact are viewed positively by the team.
- “Improvers” are companies in which the Responsible Investment team has identified sustainability issues that need to be addressed but where the team believes the company is taking action to address these and is showing clear signs of improvement.
- “Laggards” have, in the Responsible Investment team’s view, a poor product impact and/or have unacceptably low operational standards.

If a company is classified as a “laggard” by the Responsible Investment team, the company is not eligible for inclusion in the fund.

The sub-adviser constructs a portfolio of individual stocks, selected on a bottom-up basis, meaning that it selects individual securities based on their specific merits, using fundamental analysis. The fund will typically consist of approximately 35 to 50 stocks with individual position sizes generally ranging from 1% to 10% of the fund’s net assets (10% maximum position weighting). Non-U.S. stocks, including American Depository Receipts (ADRs), are limited to 10% of the fund’s net assets. Annual portfolio turnover is anticipated to normally be less than 40%.

The sub-adviser generally employs a fully invested strategy. Therefore, under normal market conditions, cash and cash equivalents will generally be less than 5% of the fund’s net assets.

The fund may invest in index-traded futures to equitize cash in order to gain general equity market exposure until investments are made into stocks of individual companies.

All investments by the fund, with the exception of cash, cash equivalents and index-traded futures, are subject to the sub-adviser’s sustainability assessment framework.

**Principal Risks:** Risk is inherent in all investing. Many factors and risks affect the fund’s performance, including those described below. The value of your investment in the fund, as well as the amount of return you receive on your investment, may fluctuate significantly day to day and over time. You may lose part or all of your investment in the fund or your investment may not perform as well as other similar investments. The following is a summary description of principal risks (in alphabetical order after certain key risks) of investing in the fund. An investment in the fund is not a bank deposit and is not insured or guaranteed by the Federal Deposit Insurance Corporation or any other government agency. **You may lose money if you invest in this fund.**

**Market** – The market values of the fund’s securities and other assets will fluctuate, sometimes sharply and unpredictably, due to changes in general market conditions, overall economic trends or events, governmental actions or interventions, actions taken by the U.S. Federal Reserve or foreign central banks, political developments, investor sentiment, public health emergencies such as a pandemic, and other factors that may or may not be related to the issuer of the security or other asset. The market prices of securities and other assets also may go down due to events or conditions that affect particular sectors, industries or issuers. Adverse market conditions may be prolonged and may not have the same impact on all types of securities or other assets.

Economies and financial markets throughout the world are increasingly interconnected. Economic, financial or political events, trading and tariff arrangements, public health events, terrorism, technology and data interruptions, natural disasters, and other circumstances in one or more countries or regions could be highly disruptive to, and have profound impacts on, global economies or markets. As a result, whether or not the fund invests in securities of issuers located in or with significant exposure to the countries directly affected, the value and liquidity of the fund’s investments may go down.

The COVID-19 pandemic has caused substantial market disruption around the world, including the U.S. There have been periods of extreme volatility, and periods where there have been no buyers for certain securities, including U.S. Treasury securities. Some sectors of the economy and individual issuers have experienced particularly large losses. The pandemic has reduced liquidity of particular investments and asset classes; resulted in significant disruptions to business operations, including business closures; strained healthcare systems; disrupted supply chains, consumer demand and employee availability; and restricted travel. These conditions may continue for an extended period of time, or worsen. The pandemic may result in a sustained domestic or global economic downturn or recession. Developing or emerging market countries may be more adversely impacted. The ultimate economic fallout from the pandemic, and the long-term impact on economies, markets, industries and individual issuers, are not known.

The U.S. government and the Federal Reserve, as well as certain foreign governments and central banks, have taken extraordinary actions to support local and global economies and the financial markets in response to the COVID-19 pandemic. These actions have resulted in significant expansion of public debt, including in the U.S. The long-term consequences of this level of public debt are not known. In addition, certain interest rates have been reduced to very low levels. This and other government intervention into the economy and financial markets to address the pandemic may not work as intended, particularly if the efforts are perceived by investors as being unlikely to achieve the desired results.

The COVID-19 pandemic could continue to adversely affect the value and liquidity of the fund's investments, impair the fund's ability to satisfy redemption requests, and negatively impact the fund's performance.

**Dividend Paying Stock** – There can be no assurance that the issuers of the stocks held by the fund will pay dividends in the future or that, if dividends are paid, they will not decrease. The fund's emphasis on dividend paying stocks could cause the fund's share price and total return to fluctuate more than, or cause the fund to underperform, similar funds that invest without consideration of an issuer's track record of paying dividends or ability to pay dividends in the future.

**Sustainability Investing** – Applying the sub-adviser's sustainability assessment framework to its investment analysis for the fund may impact the sub-adviser's investment decisions as to securities of certain issuers and, therefore, the fund may forgo some investment opportunities available to funds that do not apply sustainability investing principals or that apply different sustainability criteria. Securities of companies meeting the sub-adviser's sustainability criteria may shift into and out of favor depending on market and economic conditions, and the fund's performance may at times be better or worse than the performance of similar funds that do not utilize sustainability investing principals or that apply different sustainability criteria. The sub-adviser monitors the fund's holdings based on the latest publicly available information. Any delay in obtaining public information regarding the fund's holdings could result in the fund holding an investment that no longer meets the fund's sustainability investing principals. "Sustainability" is not a uniformly defined characteristic and applying sustainability criteria involves subjective assessment.

**Focused Investing** – To the extent the fund invests in a limited number of countries, regions, sectors, industries or market segments, in a limited number of issuers, or in issuers in related businesses or that are subject to related operating risks, the fund will be more susceptible to negative events affecting those countries, regions, sectors, industries, segments or issuers, and the value of its shares may be more volatile than if it invested more widely.

**Value Investing** – The prices of securities the sub-adviser believes are undervalued may not appreciate as anticipated or may go down. The value approach to investing involves the risk that stocks may remain undervalued, undervaluation may become more severe, or perceived undervaluation may actually represent intrinsic value. Value stocks as a group may be out of favor and underperform the overall equity market for a long period of time, for example, while the market favors "growth" stocks.

**Equity Securities** – Equity securities generally have greater risk of loss than debt securities. Stock markets are volatile and the value of equity securities may go up or down sometimes rapidly and unpredictably. The value of equity securities fluctuates based on real or perceived changes in a company's financial condition, factors affecting a particular industry or industries, and overall market, economic and political conditions. If the market prices of the equity securities owned by the fund fall, the value of your investment in the fund will decline. The fund may lose its entire investment in the equity securities of an issuer.

**Management** – The value of your investment may go down if the investment manager's or sub-adviser's judgments and decisions are incorrect or otherwise do not produce the desired results, or if the fund's investment strategy does not work as intended. You may also suffer losses if there are imperfections, errors or limitations in the quantitative, analytic or other tools, resources, information and data used, investment techniques applied, or the analyses employed or relied on, by the investment manager or sub-adviser, if such tools, resources, information or data are used incorrectly or otherwise do not work as intended, or if the investment manager's or sub-adviser's investment style is out of favor or otherwise fails to produce the desired results. Any of these things could cause the fund to lose value or its results to lag relevant benchmarks or other funds with similar objectives.

**Active Trading** – The fund may purchase and sell securities without regard to the length of time held. Active trading may be more pronounced during periods of market volatility, may have a negative impact on performance by increasing transaction costs and may generate greater amounts of short-term capital gains.

**Currency** – The value of a fund's investments in securities denominated in foreign currencies increases or decreases as the rates of exchange between those currencies and the U.S. dollar change. U.S. dollar-denominated securities of foreign issuers may also be affected by currency risk. Currency exchange rates can be volatile and may fluctuate significantly over short periods of time. Currency conversion costs and currency fluctuations could reduce or eliminate investment gains or add to investment losses. A fund may be unable or may choose not to hedge its foreign currency exposure.

**Depository Receipts** – Depository receipts are generally subject to the same risks as are the foreign securities that they

evidence or into which they may be converted, and they may be less liquid than the underlying shares in their primary trading

market. Holders of depositary receipts may have limited voting rights, and investment restrictions in certain countries may adversely impact the value of depositary receipts because such restrictions may limit the ability to convert equity shares into depositary receipts and vice versa.

**Derivatives** – Risks of derivatives include leverage risk, liquidity risk, valuation risk, market risk, counterparty risk, credit risk, operational risk and legal risk. Use of derivatives can increase fund losses, reduce opportunities for gains, increase fund volatility, and not produce the result intended. Certain derivatives have the potential for unlimited loss, regardless of the size of the initial investment. Even a small investment in derivatives can have a disproportionate impact on the fund. Derivatives may be difficult to sell, unwind or value, and the counterparty (including, if applicable, the fund's clearing broker, the derivatives exchange or the clearinghouse) may default on its obligations to the fund. In certain cases, the fund may incur costs and may be hindered or delayed in enforcing its rights against or closing out derivatives instruments with a counterparty, which may result in additional losses. Derivatives are also generally subject to the risks applicable to the assets, rates, indices or other indicators underlying the derivative, including market risk, credit risk, liquidity risk, management and valuation risk. Also, suitable derivative transactions may not be available in all circumstances or at reasonable prices. The value of a derivative may fluctuate more or less than, or otherwise not correlate well with, the underlying assets, rates, indices or other indicators to which it relates. The fund may be required to segregate or earmark liquid assets or otherwise cover its obligations under derivatives transactions and may have to liquidate positions before it is desirable in order to meet these segregation and coverage requirements.

**Foreign Investments** – Investing in securities of foreign issuers or issuers with significant exposure to foreign markets involves additional risks. Foreign markets can be less liquid, less regulated, less transparent and more volatile than U.S. markets. The value of the fund's foreign investments may decline, sometimes rapidly or unpredictably, because of factors affecting the particular issuer as well as foreign markets and issuers generally, such as unfavorable or unsuccessful government actions, reduction of government or central bank support, tariffs and trade disruptions, political or financial instability, social unrest or other adverse economic or political developments. Foreign investments may be more difficult to value than investments in U.S. issuers.

**Large Capitalization Companies** – The fund's investments in large capitalization companies may underperform other segments of the market because they may be less responsive to competitive challenges and opportunities and unable to attain high growth rates during periods of economic expansion.

**Large Shareholder** – A significant portion of the fund's shares may be owned by other funds sponsored by Transamerica. Transactions by these funds may be disruptive to the management of the fund. For example, the fund may experience large redemptions and could be required to sell securities at a time when it may not otherwise desire to do so. Such transactions may increase the fund's brokerage and/or other transaction costs. In addition, sizeable redemptions could cause the fund's total expenses to increase.

**Leveraging** – To the extent that the fund borrows or uses derivatives or other investments, such as ETFs, that have

risk of loss and costs. Other risks also will be compounded because leverage generally magnifies the effect of a change in the value of an asset and creates a risk of loss of value on a larger pool of assets than the fund would otherwise have. Use of leverage may result in the loss of a substantial amount, and possibly all, of the fund's assets. The fund also may have to sell assets at inopportune times to satisfy its obligations or meet segregation, coverage or margin requirements.

**Liquidity** – The fund may make investments that are illiquid or that become illiquid after purchase. Illiquid investments can be difficult to value, may trade at a discount from comparable, more liquid investments, and may be subject to wide fluctuations in value. If the fund is forced to sell an illiquid investment to meet redemption requests or other cash needs, the fund may be forced to sell at a substantial loss or may not be able to sell at all. Liquidity of particular investments, or even entire asset classes, including U.S. Treasury securities, can deteriorate rapidly, particularly during times of market turmoil, and those investments may be difficult or impossible for the fund to sell. This may prevent the fund from limiting losses.

**Medium Capitalization Companies** – Investing in medium capitalization companies involves greater risk than is customarily associated with more established companies. Securities of medium capitalization companies may underperform larger capitalization companies, may be harder to sell at times and at prices the portfolio managers believe appropriate and may offer greater potential for losses.

**Valuation** – The sales price the fund could receive for any particular portfolio investment may differ from the fund's valuation of the investment, particularly for securities that trade in thin or volatile markets, that are priced based upon valuations provided by third-party pricing services that use matrix or evaluated pricing systems, or that are valued using a fair value methodology. These differences may increase significantly and affect fund investments more broadly during periods of market volatility. Investors who purchase or redeem fund shares on days when the fund is holding fair-valued securities may receive fewer or more shares or lower or higher redemption proceeds than they would have received if the fund had not fair-valued securities or had used a different valuation methodology.

**Performance:** The bar chart and the table below provide some indication of the risks of investing in the fund. The bar chart shows how the fund's performance has varied from year to year. The table shows how the fund's average annual total returns for different periods compare to the returns of a broad measure of market performance.

The bar chart does not reflect the impact of sales charges, which, if reflected, would lower the returns. The table includes deduction of applicable sales charges.

Absent any applicable fee waivers, reimbursements and/or expense limitations, performance would be lower.

As with all mutual funds, past performance (before and after taxes) is not a prediction of future results. Updated performance information is available on our website at [www.transamerica.com/individual/products/mutual-funds/performance/](http://www.transamerica.com/individual/products/mutual-funds/performance/) or by calling 1-888-233-4339.

embedded leverage, your investment may be subject to heightened volatility,

Prior to December 1, 2020, the fund was named Transamerica Dividend Focused, had a different sub-adviser and used different investment strategies. The performance set forth prior to that date is attributable to that previous sub-adviser.

#### Annual Total Returns (calendar years ended December 31) - Class A



	Quarter Ended	Return
Best Quarter:	12/31/2020	15.44%
Worst Quarter:	3/31/2020	-29.89%

#### Average Annual Total Returns (periods ended December 31, 2020)

	1 Year	5 Years	Since Inception	Inception Date
Class A				01/04/2013
Return before taxes	-12.96%	4.53%	6.98%	
Return after taxes on distributions	-13.44%	1.79%	4.44%	
Return after taxes on distributions and sale of fund shares	-7.45%	3.38%	5.30%	
Class C (Return before taxes only)	-9.60%	4.87%	6.85%	01/04/2013
Class I (Return before taxes only)	-7.66%	5.94%	7.93%	01/04/2013
Class R6 (Return before taxes only)	-7.65%	6.01%	4.63%	05/29/2015
Russell 1000® Value Index <sup>1</sup> (reflects no deduction for fees, expenses or taxes)	2.80%	9.74%	10.67%	

<sup>1</sup> "Russell ®" and other service marks and trademarks related to the Russell indexes are trademarks of the London Stock Exchange Group companies.

The after-tax returns are calculated using the historic highest individual federal marginal income tax rates and do not reflect the impact of state and local taxes. Actual after-tax returns may depend on the investor's individual tax situation and may differ from those shown. After-tax returns may not be relevant if the investment is made through a tax-exempt or tax-deferred account, such as a 401(k) plan.

**After-tax returns are presented for only one class, and returns for other classes are presented before taxes only and will vary.**

#### Management:

*Investment Manager:* Transamerica Asset Management, Inc.

*Sub-Adviser:* Aegon Asset Management UK plc

*Portfolio Managers:*

Mark Peden, CFA	Portfolio Manager	since 2020
Robin Black	Portfolio Manager	since 2020

**Purchase and Sale of Fund Shares:** You may purchase, exchange or redeem shares of the fund on any day the New York Stock Exchange is open for business, online or through our website at [www.transamerica.com](http://www.transamerica.com), by mail to Transamerica Fund Services, Inc., P.O. Box 219945, Kansas City, MO 64121-9945, by telephone

at 1-888-233-4339, by overnight mail to Transamerica Fund Services, Inc., 330 W. 9th Street, Kansas City, MO 64105 or through a financial intermediary.

Class R6 shares are intended for purchase by participants in certain retirement plans such as 401(k) plans, 457 plans, employer-sponsored 403(b) plans, profit sharing and money purchase plans, defined-benefit plans, non-qualified deferred compensation plans, IRAs and participants in certain health savings plans and health savings accounts under Section 223 of the Internal Revenue Code (eligible plans). Class R6 shares are available only when a plan's recordkeeper or financial service firm serving as an intermediary has an agreement with Transamerica Funds, and in such eligible plans where Class R6 shares are held on the books of the funds through omnibus or Network Level 3 accounts (either at the plan level or at the level of the financial service firm serving as an intermediary).

The minimum initial purchase for Class A and C shares is \$1,000; the minimum subsequent investment is \$50. The minimum initial purchase for payroll deduction and automatic investment plans is \$500; the minimum subsequent investment is \$50 per monthly fund account investment. The minimum investment for Class I shares is \$1,000,000. There is no minimum investment for eligible plans investing in Class R6 shares.

**Tax Information:** Fund distributions may be taxable as ordinary income, qualified dividend income, or capital gains, except when your investment is in an IRA, 401(k) or other tax-advantaged investment plan. In that case, you may be taxed when you take a distribution from such plan, depending on the type of plan, the circumstances of your distribution and other factors.

**Payments to Broker-Dealers and Other Financial Intermediaries:** If you purchase the fund through a broker-dealer or other financial intermediary, the fund and/or its affiliates may pay the intermediary for the sale of fund shares and related services. These payments may create a conflict of interest by influencing the broker-dealer or other intermediary and your salesperson to recommend the fund over another investment. Ask your salesperson or visit your financial intermediary's website for more information.



## Transamerica Unconstrained Bond

**Investment Objective:** Seeks to maximize total return through a combination of interest income and capital appreciation.

**Fees and Expenses:** This table describes the fees and expenses that you may pay if you buy, hold and sell shares of the fund. **You may pay other fees, such as brokerage commissions and other fees to financial intermediaries, which are not reflected in the tables and examples below.**

You may qualify for sales charge discounts if you and your family invest, or agree to invest in the future, at least \$50,000 in Transamerica Funds. More information about these and other discounts is available from your financial professional, in the “Waivers and Reductions of Sales Charges” section of the fund’s prospectus, in the Appendix – “Waivers and Discounts Available from Intermediaries,” and in the fund’s statement of additional information (SAI) under the heading “Purchase of Shares.”

### Shareholder Fees (fees paid directly from your investment)

	Class:	A	C	I
Maximum sales charge (load) imposed on purchases (as a percentage of offering price)		4.75%	None	None
Maximum deferred sales charge (load) (as a percentage of purchase price or redemption proceeds, whichever is lower)		None	<sup>1</sup> 1.00%	None

<sup>1</sup> Purchases of Class A shares in amounts of \$1 million or more that are not subject to an initial sales charge may be subject to a 1.00% contingent deferred sales charge if those shares are redeemed within 24 months of their purchase. A deferred sales charge on Class A and C shares may apply to certain redemptions of shares purchased by exchange from another Transamerica Fund.

### Annual Fund Operating Expenses (expenses that you pay each year as a percentage of the value of your investment)

	Class:	A	C	I
Management fees		0.64%	0.64%	0.64%
Distribution and service (12b-1) fees		0.25%	1.00%	None
Other expenses <sup>1</sup>		0.05%	0.05%	0.16%
Acquired fund fees and expenses <sup>2</sup>		0.01%	0.01%	0.01%
Total annual fund operating expenses		0.95%	1.70%	0.81%
Fee waiver and/or expense reimbursement <sup>3</sup>		0.00%	0.49%	0.00%
Total annual fund operating expenses after fee waiver and/or expense reimbursement		0.95%	1.21%	0.81%

- Other expenses for Class A and Class C shares are based on estimates for the current fiscal year.
- Acquired fund fees and expenses reflect the fund’s pro rata share of the fees and expenses incurred by investing in other investment companies. Acquired fund fees and expenses are not included in the calculation of the ratios of expenses to average net assets shown in the Financial Highlights section of the fund’s prospectus.
- Contractual arrangements have been made with the fund’s investment manager, Transamerica Asset Management, Inc. (“TAM”), through March 1, 2022 to waive fees and/or reimburse fund expenses to the extent that total annual fund operating expenses exceed 1.20% for Class A shares, 1.20% for Class C shares and 0.95% for Class I shares, excluding, as applicable, acquired fund fees and expenses, interest, taxes, brokerage commissions, dividend and interest expenses on securities sold short, extraordinary expenses and other expenses not incurred in the ordinary course of the fund’s business. These arrangements cannot be terminated prior to March 1, 2022 without the Board of Trustees’ consent. TAM is permitted to recapture amounts waived and/or reimbursed to a class during any of the 36 months from the date on which

TAM waived fees and/or reimbursed expenses for the class if the class’ total annual fund operating expenses have fallen to a level below the limits described above. In no case will TAM recapture any amount that would result, on any particular business day of the fund, in the class’ total annual operating expenses exceeding the applicable limits described above or any other lower limit then in effect.

**Example:** This Example is intended to help you compare the cost of investing in the fund with the cost of investing in other mutual funds.

The Example assumes that you invest \$10,000 in the fund for the time periods indicated and then redeem all shares at the end of those periods (unless otherwise indicated). The Example also assumes that your investment has a 5% return each year and that the fund’s operating expenses remain the same. Only the 1 year dollar amount shown below reflects TAM’s agreement to waive fees and/or reimburse fund expenses. Although your actual costs may be higher or lower, based on these assumptions your costs would be:

### If the shares are redeemed at the end of each period:

	1 year	3 years	5 years	10 years
Class A	\$ 567	\$ 763	\$ 976	\$ 1,586
Class C	\$ 223	\$ 488	\$ 877	\$ 1,968
Class I	\$ 83	\$ 259	\$ 450	\$ 1,002

### If the shares are not redeemed:

	1 year	3 years	5 years	10 years
Class A	\$ 567	\$ 763	\$ 976	\$ 1,586
Class C	\$ 123	\$ 488	\$ 877	\$ 1,968
Class I	\$ 83	\$ 259	\$ 450	\$ 1,002

**Portfolio Turnover:** The fund pays transaction costs, such as commissions, when it buys and sells securities (or “turns over” its portfolio). A higher portfolio turnover rate may indicate higher transaction costs and may result in higher taxes when fund shares are held in a taxable account. These costs, which are not reflected in annual fund operating expenses or in the Example, affect the fund’s performance.

During the most recent fiscal year, the portfolio turnover rate for the fund was 126% of the average value of its portfolio.

**Principal Investment Strategies:** Under normal circumstances, the fund’s sub-adviser, PineBridge Investments LLC (the “sub-adviser”), invests at least 80% of the fund’s net assets (plus the amount of borrowings, if any, for investment purposes) in bonds. The fund may invest in investment grade and below investment grade (commonly known as “junk bonds”) fixed income securities issued by domestic and foreign issuers, including those in emerging market countries. The bonds in which the fund may invest may be issued by governments, their agencies or instrumentalities, and corporate issuers. The fund is not constrained by management against an index.

The fund may invest opportunistically across a broad array of fixed income sectors including but not limited to U.S. government bonds, inflation-protected securities, international government bonds, municipal bonds, intermediate maturity corporate bonds, long

maturity corporate bonds, bank loans (including loan participations and loan assignments), high yield bonds, emerging markets sovereign bonds, emerging market corporate bonds, emerging market local currency debt, asset-backed securities (including collateralized loan obligations (“CLO”s)), mortgage-backed securities, commercial mortgage-backed securities, other securitized assets, and cash/cash equivalents. The fund has a broad investment universe that covers multiple sectors, quality grades, and security types. Yield curve exposure can be from U.S. or non-U.S. sectors. On a portfolio level, the fund actively manages duration and yield curve positioning. The average portfolio duration of the fund will normally vary from -3 to 10 years. During periods of market volatility, duration may deviate outside this range. Duration is a measure of the sensitivity of a security to changes in interest rates. The longer a security’s duration, the more sensitive it will be to changes in interest rates.

Based on fundamental macroeconomic research and the resulting asset allocation output, the fund may rotate between the different fixed income sectors and may exclude certain sectors based on relative attractiveness. No fixed income sector is expected to constitute more than 35% of the fund. While the fund will normally invest primarily in investment grade securities, it may invest without limit in below investment grade issues during periods when the sub-adviser believes there are attractive valuations supported by strong economic fundamentals. Each sector will be actively managed, with a well-diversified and risk managed sub portfolio of directly invested securities with no more than 5% invested in any non-government issuer. Investments in preferred and convertible securities generally will not exceed 15% of the fund’s net assets. The fund may invest up to 10% of its assets in CLOs. The fund may invest significantly in non-dollar denominated developed and emerging market bonds on a hedged or unhedged basis. The fund’s bank loan investments may include senior secured floating rate and fixed rate loans or debt, second lien or other subordinated or unsecured floating rate and fixed rate loans or debt and other types of secured or unsecured loans with fixed, floating or variable interest rates. The fund may also invest in To Be Announced (“TBA”) mortgages and dollar rolls.

The fund may use derivatives such as swaps, futures, forwards and structured investments, for investment purposes or in an effort to hedge and mitigate uncertainties from exposure to such factors as credit, interest rates, inflation, and exchange rates. Swaps, such as interest rate, inflation, total return, or credit default (on indices or individual issues) are allowed as long as the maximum underlying notional value does not exceed 33% of the underlying market value of the fund. When segments are believed to be overvalued, the fund may short indices or individual issues.

**Principal Risks:** Risk is inherent in all investing. Many factors and risks affect the fund’s performance, including those described below. The value of your investment in the fund, as well as the amount of return you receive on your investment, may fluctuate significantly day to day and over time. You may lose part or all of your investment in the fund or your investment may not perform as well as other similar investments. The following is a summary description of principal risks (in alphabetical order after certain key risks) of investing in the fund. An investment in the fund is

not a bank deposit and is not insured or guaranteed by the Federal Deposit Insurance Corporation or any other government agency. **You may lose money if you invest in this fund.**

**Market** – The market values of the fund’s securities and other assets will fluctuate, sometimes sharply and unpredictably, due to changes in general market conditions, overall economic trends or events, governmental actions or interventions, actions taken by the U.S. Federal Reserve or foreign central banks, political developments, investor sentiment, public health emergencies such as a pandemic, and other factors that may or may not be related to the issuer of the security or other asset. The market prices of securities and other assets also may go down due to events or conditions that affect particular sectors, industries or issuers. Adverse market conditions may be prolonged and may not have the same impact on all types of securities or other assets.

Economies and financial markets throughout the world are increasingly interconnected. Economic, financial or political events, trading and tariff arrangements, public health events, terrorism, technology and data interruptions, natural disasters, and other circumstances in one or more countries or regions could be highly disruptive to, and have profound impacts on, global economies or markets. As a result, whether or not the fund invests in securities of issuers located in or with significant exposure to the countries directly affected, the value and liquidity of the fund’s investments may go down.

The COVID-19 pandemic has caused substantial market disruption around the world, including the U.S. There have been periods of extreme volatility, and periods where there have been no buyers for certain securities, including U.S. Treasury securities. Some sectors of the economy and individual issuers have experienced particularly large losses. The pandemic has reduced liquidity of particular investments and asset classes; resulted in significant disruptions to business operations, including business closures; strained healthcare systems; disrupted supply chains, consumer demand and employee availability; and restricted travel. These conditions may continue for an extended period of time, or worsen. The pandemic may result in a sustained domestic or global economic downturn or recession. Developing or emerging market countries may be more adversely impacted. The ultimate economic fallout from the pandemic, and the long-term impact on economies, markets, industries and individual issuers, are not known.

The U.S. government and the Federal Reserve, as well as certain foreign governments and central banks, have taken extraordinary actions to support local and global economies and the financial markets in response to the COVID-19 pandemic. These actions have resulted in significant expansion of public debt, including in the U.S. The long-term consequences of this level of public debt are not known. In addition, certain interest rates have been reduced to very low levels. This and other government intervention into the economy and financial markets to address the pandemic may not work as intended, particularly if the efforts are perceived by investors as being unlikely to achieve the desired results.

The COVID-19 pandemic could continue to adversely affect the value and liquidity of the fund’s investments, impair the fund’s ability to satisfy redemption requests, and negatively impact the fund’s performance.

**Credit** – If an issuer or other obligor (such as a party providing insurance or other credit enhancement) of a security held by the fund or a counterparty to a financial contract with the fund is unable or unwilling to meet its financial obligations, or is downgraded or perceived to be less creditworthy (whether by market participants or otherwise), or if the value of any underlying assets declines, the value of your investment will typically decline. A decline may be significant, particularly in certain market environments. In addition, the fund may incur costs and may be hindered or delayed in enforcing its rights against an issuer, obligor or counterparty.

**Interest Rate** – Interest rates in the U.S. and certain foreign markets have been low relative to historic levels. The fund faces a risk that interest rates may rise. The value of fixed income securities generally goes down when interest rates rise. A rise in rates tends to have a greater impact on the prices of longer term or duration securities. Changes in interest rates also may affect the liquidity of the fund's investments. A general rise in interest rates may cause investors to sell fixed income securities on a large scale, which could adversely affect the price and liquidity of fixed income securities generally and could also result in increased redemptions from the fund. Increased redemptions could cause the fund to sell securities at inopportune times or depressed prices and result in further losses.

**High-Yield Debt Securities** – High-yield debt securities, commonly referred to as “junk” bonds, are securities that are rated below “investment grade” or are of comparable quality. Changes in interest rates, the market's perception of the issuers, the creditworthiness of the issuers and negative perceptions of the junk bond market generally may significantly affect the value of these bonds. Junk bonds are considered speculative, tend to be volatile, typically have a higher risk of default, tend to be less liquid and more difficult to value than higher grade securities, and may result in losses for the fund.

**Emerging Markets** – Investments in securities of issuers located or doing business in emerging markets are subject to heightened foreign investments risks and may experience rapid and extreme changes in value. Emerging market countries tend to have less developed and less stable economic, political and legal systems and regulatory and accounting standards, may have policies that restrict investment by foreigners or that prevent foreign investors such as the fund from withdrawing their money at will, and are more likely to experience nationalization, expropriation and confiscatory taxation. In addition, emerging market securities may have low trading volumes and may be or become illiquid.

**Fixed-Income Securities** – Fixed-income securities are subject to risks including credit risk, interest rate risk, counterparty risk, prepayment risk, extension risk, valuation risk, and liquidity risk. The value of fixed-income securities may go up or down, sometimes rapidly and unpredictably, due to general market conditions, such as real or perceived adverse economic or political conditions, tariffs and trade disruptions, inflation, changes in interest rates, lack of liquidity in the bond markets or adverse investor sentiment. In addition, the value of a fixed-income security may decline if the issuer or other obligor of the security fails to pay principal and/or interest, otherwise defaults or has its credit rating downgraded or is perceived to be less creditworthy, or the credit quality

or value of any underlying assets declines. If the value of fixed-income securities owned by the fund falls, the value of your investment will go down. The fund may lose its entire investment in the fixed-income securities of an issuer.

**Liquidity** – The fund may make investments that are illiquid or that become illiquid after purchase. Illiquid investments can be difficult to value, may trade at a discount from comparable, more liquid investments, and may be subject to wide fluctuations in value. If the fund is forced to sell an illiquid investment to meet redemption requests or other cash needs, the fund may be forced to sell at a substantial loss or may not be able to sell at all. Liquidity of particular investments, or even entire asset classes, including U.S. Treasury securities, can deteriorate rapidly, particularly during times of market turmoil, and those investments may be difficult or impossible for the fund to sell. This may prevent the fund from limiting losses.

**Counterparty** – The fund could lose money if the counterparties to derivatives, repurchase agreements and other financial contracts entered into for the fund do not fulfill their contractual obligations. In addition, the fund may incur costs and may be hindered or delayed in enforcing its rights against a counterparty.

**Mortgage-Related and Asset-Backed Securities** – The value of mortgage-related and asset-backed securities will be influenced by factors affecting the housing market and the assets underlying such securities. As a result, during periods of declining asset values, difficult or frozen credit markets, swings in interest rates, or deteriorating economic conditions, mortgage-related and asset-backed securities may decline in value, face valuation difficulties, become more volatile and/or become illiquid, which could negatively impact the fund. Mortgage-backed securities represent direct or indirect participations in, or are collateralized by and payable from, mortgage loans secured by real property. Asset-backed securities represent participations in, or are secured by and payable from, assets such as installment sales or loan contracts, leases, credit card receivables and other categories of receivables. The value of mortgage-backed and asset-backed securities may be affected by changes in credit quality or value of the mortgage loans or other assets that support the securities. Mortgage-backed and asset-backed securities are subject to prepayment or call and extension risks. Some of these securities may receive little or no collateral protection from the underlying assets.

**Extension** – When interest rates rise, repayments of fixed income securities, including asset- and mortgage-backed securities, may occur more slowly than anticipated, causing their market prices to decline.

**Prepayment or Call** – Many issuers have a right to prepay their fixed income securities. If this happens, the fund will not benefit from the rise in the market price of the securities that normally accompanies a decline in interest rates and may be forced to reinvest the prepayment proceeds in securities with lower yields.

**Foreign Investments** – Investing in securities of foreign issuers or issuers with significant exposure to foreign markets involves additional risks. Foreign markets can be less liquid, less regulated, less transparent and more volatile than U.S. markets. The value of the fund's foreign investments may decline, sometimes rapidly or unpredictably, because of factors affecting the particular issuer as well as foreign markets and

issuers generally, such as unfavorable or unsuccessful government actions, reduction of government or

central bank support, tariffs and trade disruptions, political or financial instability, social unrest or other adverse economic or political developments. Foreign investments may be more difficult to value than investments in U.S. issuers.

**Focused Investing** – To the extent the fund invests in a limited number of countries, regions, sectors, industries or market segments, in a limited number of issuers, or in issuers in related businesses or that are subject to related operating risks, the fund will be more susceptible to negative events affecting those countries, regions, sectors, industries, segments or issuers, and the value of its shares may be more volatile than if it invested more widely.

**Valuation** – The sales price the fund could receive for any particular portfolio investment may differ from the fund's valuation of the investment, particularly for securities that trade in thin or volatile markets, that are priced based upon valuations provided by third-party pricing services that use matrix or evaluated pricing systems, or that are valued using a fair value methodology. These differences may increase significantly and affect fund investments more broadly during periods of market volatility. Investors who purchase or redeem fund shares on days when the fund is holding fair-valued securities may receive fewer or more shares or lower or higher redemption proceeds than they would have received if the fund had not fair-valued securities or had used a different valuation methodology.

**Management** – The value of your investment may go down if the investment manager's or sub-adviser's judgments and decisions are incorrect or otherwise do not produce the desired results, or if the fund's investment strategy does not work as intended. You may also suffer losses if there are imperfections, errors or limitations in the quantitative, analytic or other tools, resources, information and data used, investment techniques applied, or the analyses employed or relied on, by the investment manager or sub-adviser, if such tools, resources, information or data are used incorrectly or otherwise do not work as intended, or if the investment manager's or sub-adviser's investment style is out of favor or otherwise fails to produce the desired results. Any of these things could cause the fund to lose value or its results to lag relevant benchmarks or other funds with similar objectives.

**Active Trading** – The fund may purchase and sell securities without regard to the length of time held. Active trading may be more pronounced during periods of market volatility, may have a negative impact on performance by increasing transaction costs and may generate greater amounts of short-term capital gains.

**Bank Obligations** – Banks are sensitive to changes in money market and general economic conditions. Banks are highly regulated. Decisions by regulators may limit the loans banks make and the interest rates and fees they charge, and may reduce bank profitability.

**Convertible Securities** – Convertible securities are subject to risks associated with both fixed income and equity securities. For example, if market interest rates rise, the value of a convertible security typically falls. In addition, a convertible security is subject to the risk that the issuer will not be able to pay interest or dividends when due, and the market value of the security may change based on the issuer's actual or perceived creditworthiness. Since the convertible security derives a portion of its value from the underlying common stock, the security is also subject to the same types

of market and issuer-specific risks that apply to the underlying common stock. Convertible securities generally offer lower interest or dividend yields than non-convertible securities of similar quality.

**Currency** – The value of a fund's investments in securities denominated in foreign currencies increases or decreases as the rates of exchange between those currencies and the U.S. dollar change. U.S. dollar-denominated securities of foreign issuers may also be affected by currency risk. Currency exchange rates can be volatile and may fluctuate significantly over short periods of time. Currency conversion costs and currency fluctuations could reduce or eliminate investment gains or add to investment losses. A fund may be unable or may choose not to hedge its foreign currency exposure.

**Currency Hedging** – The fund may hedge its currency risk using currency futures, forwards or options. However, hedging strategies and/or these instruments may not always work as intended, and a fund may be worse off than if it had not used a hedging strategy or instrument.

**Derivatives** – Risks of derivatives include leverage risk, liquidity risk, valuation risk, market risk, counterparty risk, credit risk, operational risk and legal risk. Use of derivatives can increase fund losses, reduce opportunities for gains, increase fund volatility, and not produce the result intended. Certain derivatives have the potential for unlimited loss, regardless of the size of the initial investment. Even a small investment in derivatives can have a disproportionate impact on the fund. Derivatives may be difficult to sell, unwind or value, and the counterparty (including, if applicable, the fund's clearing broker, the derivatives exchange or the clearinghouse) may default on its obligations to the fund. In certain cases, the fund may incur costs and may be hindered or delayed in enforcing its rights against or closing out derivatives instruments with a counterparty, which may result in additional losses. Derivatives are also generally subject to the risks applicable to the assets, rates, indices or other indicators underlying the derivative, including market risk, credit risk, liquidity risk, management and valuation risk. Also, suitable derivative transactions may not be available in all circumstances or at reasonable prices. The value of a derivative may fluctuate more or less than, or otherwise not correlate well with, the underlying assets, rates, indices or other indicators to which it relates. The fund may be required to segregate or earmark liquid assets or otherwise cover its obligations under derivatives transactions and may have to liquidate positions before it is desirable in order to meet these segregation and coverage requirements.

**Dollar Rolls** – The use of dollar rolls is a speculative technique involving leverage, and can have an economic effect similar to borrowing money. Dollar roll transactions involve the risk that the market value of the securities the fund is required to purchase may decline below the agreed upon repurchase price of those securities. If the broker/dealer to whom the fund sells securities becomes insolvent, the fund's ability to purchase or repurchase securities may be restricted.

**Equity Securities** – Equity securities generally have greater risk of loss than debt securities. Stock markets are volatile and the value of equity securities may go up or down sometimes rapidly and unpredictably. The value of equity securities fluctuates based on real or perceived changes in a company's financial condition, factors affecting a particular industry or industries, and overall market, economic and political conditions. If the market prices of

the equity securities owned by the fund fall, the value of your investment in the fund will decline. The fund may lose its entire investment in the equity securities of an issuer.

**Inflation-Protected Securities** – Inflation-protected debt securities may react differently from other types of debt securities and tend to react to changes in “real” interest rates, which represent nominal (stated) interest rates reduced by the expected impact of inflation. In general, the price of an inflation-protected debt security can fall when real interest rates rise, and can rise when real interest rates fall. Interest payments on inflation-protected debt securities can be unpredictable and will vary as the principal and/or interest is adjusted for inflation.

**Large Shareholder** – A significant portion of the fund’s shares may be owned by other funds sponsored by Transamerica. Transactions by these funds may be disruptive to the management of the fund. For example, the fund may experience large redemptions and could be required to sell securities at a time when it may not otherwise desire to do so. Such transactions may increase the fund’s brokerage and/or other transaction costs. In addition, sizeable redemptions could cause the fund’s total expenses to increase.

**Leveraging** – To the extent that the fund borrows or uses derivatives or other investments, such as ETFs, that have embedded leverage, your investment may be subject to heightened volatility, risk of loss and costs. Other risks also will be compounded because leverage generally magnifies the effect of a change in the value of an asset and creates a risk of loss of value on a larger pool of assets than the fund would otherwise have. Use of leverage may result in the loss of a substantial amount, and possibly all, of the fund’s assets. The fund also may have to sell assets at inopportune times to satisfy its obligations or meet segregation, coverage or margin requirements.

**Loans** – Loans are subject to the credit risk of nonpayment of principal or interest. Economic downturns or increases in interest rates may cause an increase in defaults, interest rate risk and liquidity risk. Loans may or may not be collateralized at the time of acquisition, and any collateral may be relatively illiquid or lose all or substantially all of its value subsequent to investment. The fund’s investments in loans are also subject to prepayment or call risk.

**Money Market Funds** – An investment in a money market fund is not a bank deposit, and is not insured or guaranteed by the Federal Deposit Insurance Corporation (“FDIC”) or any other government agency. Although many money market funds seek to maintain a stable net asset value of \$1.00 per share, it is possible to lose money by investing in such money market funds. Certain other money market funds float their net asset value.

**Municipal Securities** – The municipal bond market can be susceptible to unusual volatility, particularly for lower-rated and unrated securities. Liquidity can be reduced unpredictably in response to overall economic conditions or credit tightening. Municipal issuers may be adversely affected by rising health care costs, increasing unfunded pension liabilities, and by the phasing out of federal programs providing financial support. The value of municipal securities can also be adversely affected by changes in the financial condition of one or more individual municipal issuers or insurers of municipal issuers, regulatory and political developments, tax law changes or other legislative

securities the payments on which are dependent upon a single project or source of revenues, or that relate to a sector or industry, the fund will be more susceptible to associated risks and developments. A number of municipal issuers have defaulted on obligations, commenced insolvency proceedings, or suffered credit downgrading. Financial difficulties of municipal issuers may continue or worsen.

Investment in municipal securities of issuers in Guam, Puerto Rico, the U.S. Virgin Islands, or other U.S. territories, may have more risks than tax-exempt securities issued by other issuers due to the political, social and/or economic conditions in the particular territory.

**Preferred Stock** – Preferred stock’s right to dividends and liquidation proceeds is junior to the rights of a company’s debt securities. The value of preferred stock may be subject to factors that affect fixed income and equity securities. The value of preferred stock tends to vary more with fluctuations in the underlying common stock and less with fluctuations in interest rates and tends to exhibit greater volatility.

**Repurchase Agreements** – In a repurchase agreement, the fund purchases securities from a broker-dealer or a bank, called the counterparty, upon the agreement of the counterparty to repurchase the securities from the fund at a later date, and at a specified price. The securities purchased serve as the fund’s collateral for the obligation of the counterparty to repurchase the securities. If the counterparty does not repurchase the securities, the fund is entitled to sell the securities, but the fund may not be able to sell them for the price at which they were purchased, thus causing a loss. If the counterparty becomes insolvent, there is some risk that the fund will not have a right to the securities, or the immediate right to sell the securities.

**Short Sales** – A short sale may be effected by selling a security that the fund does not own. If the price of the security sold short increases, the fund would incur a loss; conversely, if the price declines, the fund will realize a gain. Although the gain is limited by the price at which the security was sold short, the loss is potentially unlimited. The fund may also pay transaction costs and borrowing fees in connection with short sales.

**Sovereign Debt** – Sovereign debt instruments are subject to the risk that the governmental entity may delay or fail to pay interest or repay principal on its sovereign debt. If a governmental entity defaults, it may ask for more time in which to pay or for further loans, or the debt may be restructured. There may be no established legal process for collecting sovereign debt that a government does not pay, nor are there bankruptcy proceedings through which all or part of the sovereign debt that a governmental entity has not repaid may be collected.

**Structured Instruments** – The fund may invest in, or have exposure to, various types of structured instruments, including securities that have demand, tender or put features, or interest rate reset features. Structured instruments are a type of derivative instrument and the payment and credit qualities of these instruments derive from the assets embedded in the structure from which they are issued. Structured instruments may be leveraged and may behave in ways not anticipated by the fund, or they may not receive tax, accounting or regulatory treatment anticipated by the fund. Structured instruments may also be less liquid and more difficult to value accurately than more traditional securities and instruments.

actions, and by uncertainties and public perceptions concerning these and other factors. To the extent the fund invests significantly in a single state or in

**To Be Announced (TBA) Transactions** – Although the securities that are delivered in TBA transactions must meet certain standards, there is a risk that the actual securities received by the fund may be less favorable than what was anticipated when entering into the transaction. TBA transactions also involve the risk that a counterparty will fail to deliver the security, exposing the fund to further losses.

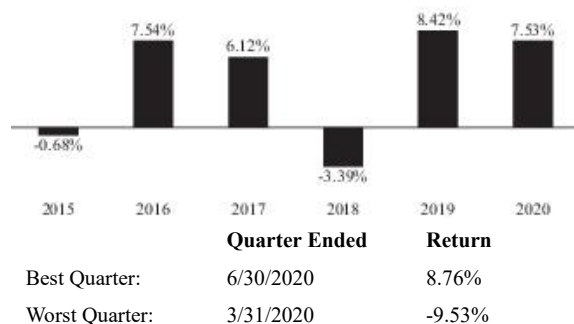
**U.S. Government and Agency Obligations** – Government agency obligations have different levels of credit support and, therefore, different degrees of credit risk. Securities issued by agencies and instrumentalities of the U.S. government that are supported by the full faith and credit of the U.S. government generally present a lesser degree of credit risk than securities issued by agencies and instrumentalities sponsored by the U.S. government that are supported only by the issuer's right to borrow from the U.S. Treasury and securities issued by agencies and instrumentalities sponsored by the U.S. government that are supported only by the credit of the issuing agencies. A security backed by the "full faith and credit" of the U.S. government is guaranteed only as to its stated interest rate and face value at maturity, not its current market price.

**Performance:** The bar chart and the table below provide some indication of the risks of investing in the fund. The bar chart shows how the fund's performance has varied from year to year. The table shows how the fund's average annual total returns for different periods compare to the returns of a broad measure of market performance.

Absent any applicable fee waivers and/or expense limitations, performance would be lower.

As with all mutual funds, past performance (before and after taxes) is not a prediction of future results. Updated performance information is available on our website at [www.transamerica.com/individual/products/mutual-funds/performance/](http://www.transamerica.com/individual/products/mutual-funds/performance/) or by calling 1-888-233-4339.

#### Annual Total Returns (calendar years ended December 31) - Class I



#### Average Annual Total Returns (periods ended December 31, 2020)

	1 Year	5 Years	Since Inception	Inception Date
Class I				12/08/2014
Return before taxes	7.53%	5.15%	4.04%	
Return after taxes on distributions	6.05%	3.69%	2.60%	
Return after taxes on distributions and sale of fund shares	4.40%	3.30%	2.44%	
ICE BofAML U.S. Dollar LIBOR 3-Month Constant Maturity Index (reflects no deduction for fees, expenses or taxes)	1.08%	1.50%	1.28%	

The after-tax returns are calculated using the historic highest individual federal marginal income tax rates and do not reflect the impact of state and local taxes. Actual after-tax returns may depend on the investor's individual tax situation and may differ from those shown. After-tax returns may not be relevant if the investment is made through a tax-exempt or tax-deferred account, such as a 401(k) plan.

#### Management:

*Investment Manager:* Transamerica Asset Management, Inc.

*Sub-Adviser:* PineBridge Investments LLC

*Portfolio Managers:*

Peter Hu, CFA	Portfolio Manager	since 2014
Michael J. Kelly, CFA	Portfolio Manager	since 2014
Steven Oh, CFA	Portfolio Manager	since 2014
Robert A. Vanden Assem, CFA	Portfolio Manager	since 2014
Roberto Coronado	Portfolio Manager	since 2016
Gunter H. Seeger	Portfolio Manager	since 2019

**Purchase and Sale of Fund Shares:** You may purchase, exchange or redeem shares of the fund on any day the New York Stock Exchange is open for business, online or through our website at [www.transamerica.com](http://www.transamerica.com), by mail to Transamerica Fund Services, Inc., P.O. Box 219945, Kansas City, MO 64121-9945, by telephone at 1-888-233-4339, by overnight mail to Transamerica Fund Services, Inc., 330 W. 9th Street, Kansas City, MO 64105 or through a financial intermediary. The minimum initial purchase for Class A and C shares is \$1,000; the minimum subsequent investment is \$50. The minimum initial purchase for payroll deduction and automatic investment plan is \$500; the minimum subsequent investment is \$50 per monthly fund account investment. The minimum investment for Class I shares is \$1,000,000.

The fund currently does not offer Class C shares.

**Tax Information:** Fund distributions may be taxable as ordinary income, qualified dividend income, or capital gains, except when your investment is in an IRA, 401(k) or other tax-advantaged investment plan. In that case, you may be taxed when you take a distribution from such plan, depending on the type of plan, the circumstances of your distribution and other factors.



**Payments to Broker-Dealers and Other Financial Intermediaries:** If you purchase the fund through a broker-dealer or other financial intermediary, the fund and/or its affiliates may pay the intermediary for the sale of fund shares and related services. These payments may create a conflict of interest by influencing the broker-dealer or other intermediary and your salesperson to recommend the fund over another investment. Ask your salesperson or visit your financial intermediary's website for more information.

## Transamerica US Growth

**Investment Objective:** Seeks to maximize long-term growth.

**Fees and Expenses:** This table describes the fees and expenses that you may pay if you buy, hold and sell shares of the fund. **You may pay other fees, such as brokerage commissions and other fees to financial intermediaries, which are not reflected in the tables and examples below.**

You may qualify for sales charge discounts if you and your family invest, or agree to invest in the future, at least \$50,000 in Transamerica Funds. More information about these and other discounts is available from your financial professional, in the “Waivers and Reductions of Sales Charges” section of the fund’s prospectus, in the Appendix – “Waivers and Discounts Available from Intermediaries,” and in the fund’s statement of additional information (SAI) under the heading “Purchase of Shares.”

### Shareholder Fees (fees paid directly from your investment)

Class:	A	C	I	T
Maximum sales charge (load) imposed on purchases (as a percentage of offering price)	5.50%	None	None	8.50%
Maximum deferred sales charge (load) (as a percentage of purchase price or redemption proceeds, whichever is lower)	None	<sup>1</sup> 1.00%	None	None

<sup>1</sup> Purchases of Class A shares in amounts of \$1 million or more that are not subject to an initial sales charge may be subject to a 1.00% contingent deferred sales charge if those shares are redeemed within 24 months of their purchase. A deferred sales charge on Class A and C shares may apply to certain redemptions of shares purchased by exchange from another Transamerica Fund.

### Annual Fund Operating Expenses (expenses that you pay each year as a percentage of the value of your investment)

Class:	A	C	I	T
Management fees	0.65%	0.65%	0.65%	0.65%
Distribution and service (12b-1) fees	0.25%	1.00%	None	0.00%
Other expenses	0.17%	0.21%	0.16%	0.09%
Total annual fund operating expenses	1.07%	1.86%	0.81%	0.74%

**Example:** This Example is intended to help you compare the cost of investing in the fund with the cost of investing in other mutual funds.

The Example assumes that you invest \$10,000 in the fund for the time periods indicated and then redeem all shares at the end of those periods (unless otherwise indicated). The Example also assumes that your investment has a 5% return each year and that the fund’s operating expenses remain the same. Although your actual costs may be higher or lower, based on these assumptions your costs would be:

### If the shares are redeemed at the end of each period:

	1 year	3 years	5 years	10 years
Class A	\$ 653	\$ 872	\$ 1,108	\$ 1,784
Class C	\$ 289	\$ 585	\$ 1,006	\$ 2,180
Class I	\$ 83	\$ 259	\$ 450	\$ 1,002
Class T	\$ 919	\$ 1,066	\$ 1,227	\$ 1,690

### If the shares are not redeemed:

	1 year	3 years	5 years	10 years
Class A	\$ 653	\$ 872	\$ 1,108	\$ 1,784
Class C	\$ 189	\$ 585	\$ 1,006	\$ 2,180
Class I	\$ 83	\$ 259	\$ 450	\$ 1,002
Class T	\$ 919	\$ 1,066	\$ 1,227	\$ 1,690

**Portfolio Turnover:** The fund pays transaction costs, such as commissions, when it buys and sells securities (or “turns over” its portfolio). A higher portfolio turnover rate may indicate higher transaction costs and may result in higher taxes when fund shares are held in a taxable account. These costs, which are not reflected in annual fund operating expenses or in the Example, affect the fund’s performance.

During the most recent fiscal year, the portfolio turnover rate for the fund was 28% of the average value of its portfolio.

**Principal Investment Strategies:** The fund invests, under normal circumstances, at least 80% of its net assets (plus the amount of borrowings, if any, for investment purposes) in domestic common stocks. The fund invests primarily in common stocks of growth-oriented companies. Portfolio construction emphasizes stock specific risk while minimizing other sources of broad market risk. The goal is a portfolio whose relative performance is not dependent on the market environment.

The fund’s sub-adviser, Wellington Management Company LLP (the “sub-adviser”), employs a “bottom-up” approach, using fundamental analysis to identify specific securities within industries or sectors for purchase or sale. A “bottom-up” approach evaluates individual companies in the context of broader market factors.

The sub-adviser’s stock selection process is derived from its observation that the quality and persistence of a company’s business is often not reflected in its current stock price. Central to the investment process is fundamental research focused on uncovering companies with improving quality metrics, business momentum, and attractive relative valuations. The investment process is aided by a proprietary screening process that narrows the investment universe to companies that are consistent with the investment philosophy. The fund employs a growth style of investing. Growth stocks as a group may be out of favor and underperform the overall equity market for a long period of time, for example, while the market favors “value” stocks.

The initial investment universe is comprised of:

- Securities held in the Russell 1000<sup>®</sup> Growth and S&P 500<sup>®</sup> Growth Indexes<sup>1</sup>
- Equity securities within the market-cap range of the indexes with historical or projected growth rates greater than the Russell 1000<sup>®</sup> Index median
- Stocks that meet other growth criteria as determined by the sub-adviser

<sup>1</sup> “Russell<sup>®</sup>” and other service marks and trademarks related to the Russell indexes are trademarks of the London Stock Exchange Group companies.

Consistent with the fund's objective and other policies, the fund may invest to a lesser extent in derivatives, including futures, forwards, options and swaps. The fund may invest up to 20% of its total assets in foreign securities (not including American Depositary Receipts, American Depositary Shares or U.S. dollar denominated securities of foreign issuers).

**Principal Risks:** Risk is inherent in all investing. Many factors and risks affect the fund's performance, including those described below. The value of your investment in the fund, as well as the amount of return you receive on your investment, may fluctuate significantly day to day and over time. You may lose part or all of your investment in the fund or your investment may not perform as well as other similar investments. The following is a summary description of principal risks (in alphabetical order after certain key risks) of investing in the fund. An investment in the fund is not a bank deposit and is not insured or guaranteed by the Federal Deposit Insurance Corporation or any other government agency. **You may lose money if you invest in this fund.**

**Market** – The market values of the fund's securities and other assets will fluctuate, sometimes sharply and unpredictably, due to changes in general market conditions, overall economic trends or events, governmental actions or interventions, actions taken by the U.S. Federal Reserve or foreign central banks, political developments, investor sentiment, public health emergencies such as a pandemic, and other factors that may or may not be related to the issuer of the security or other asset. The market prices of securities and other assets also may go down due to events or conditions that affect particular sectors, industries or issuers. Adverse market conditions may be prolonged and may not have the same impact on all types of securities or other assets.

Economies and financial markets throughout the world are increasingly interconnected. Economic, financial or political events, trading and tariff arrangements, public health events, terrorism, technology and data interruptions, natural disasters, and other circumstances in one or more countries or regions could be highly disruptive to, and have profound impacts on, global economies or markets. As a result, whether or not the fund invests in securities of issuers located in or with significant exposure to the countries directly affected, the value and liquidity of the fund's investments may go down.

The COVID-19 pandemic has caused substantial market disruption around the world, including the U.S. There have been periods of extreme volatility, and periods where there have been no buyers for certain securities, including U.S. Treasury securities. Some sectors of the economy and individual issuers have experienced particularly large losses. The pandemic has reduced liquidity of particular investments and asset classes; resulted in significant disruptions to business operations, including business closures; strained healthcare systems; disrupted supply chains, consumer demand and employee availability; and restricted travel. These conditions may continue for an extended period of time, or worsen. The pandemic may result in a sustained domestic or global economic downturn or recession. Developing or emerging market countries may be more adversely impacted. The ultimate economic fallout from the pandemic, and the long-term impact on economies, markets, industries and individual issuers, are not known.

The U.S. government and the Federal Reserve, as well as certain foreign governments and central banks, have taken extraordinary actions to support local and global economies and the financial markets in response to the COVID-19 pandemic. These actions have resulted in significant expansion of public debt, including in the U.S. The long-term consequences of this level of public debt are not known. In addition, certain interest rates have been reduced to very low levels. This and other government intervention into the economy and financial markets to address the pandemic may not work as intended, particularly if the efforts are perceived by investors as being unlikely to achieve the desired results.

The COVID-19 pandemic could continue to adversely affect the value and liquidity of the fund's investments, impair the fund's ability to satisfy redemption requests, and negatively impact the fund's performance.

**Growth Stocks** – Returns on growth stocks may not move in tandem with returns on other categories of stocks or the market as a whole. Growth stocks typically are particularly sensitive to market movements and may involve larger price swings because their market prices tend to reflect future expectations. When it appears those expectations may not be met, the prices of growth securities typically fall. Growth stocks as a group may be out of favor and underperform the overall equity market for a long period of time, for example, while the market favors "value" stocks.

**Large Capitalization Companies** – The fund's investments in large capitalization companies may underperform other segments of the market because they may be less responsive to competitive challenges and opportunities and unable to attain high growth rates during periods of economic expansion.

**Small and Medium Capitalization Companies** – The fund will be exposed to additional risks as a result of its investments in the securities of small or medium capitalization companies. Small or medium capitalization companies may be more at risk than large capitalization companies because, among other things, they may have limited product lines, operating history, market or financial resources, or because they may depend on a limited management group. Securities of small and medium capitalization companies may be more volatile than and may underperform large capitalization companies, may be harder to sell at times and at prices the portfolio managers believe appropriate and may offer greater potential for losses.

**Foreign Investments** – Investing in securities of foreign issuers or issuers with significant exposure to foreign markets involves additional risks. Foreign markets can be less liquid, less regulated, less transparent and more volatile than U.S. markets. The value of the fund's foreign investments may decline, sometimes rapidly or unpredictably, because of factors affecting the particular issuer as well as foreign markets and issuers generally, such as unfavorable or unsuccessful government actions, reduction of government or central bank support, tariffs and trade disruptions, political or financial instability, social unrest or other adverse economic or political developments. Foreign investments may be more difficult to value than investments in U.S. issuers.

**Equity Securities** – Equity securities generally have greater risk of loss than debt securities. Stock markets are volatile and the value of equity securities may go up or down

sometimes rapidly and unpredictably. The value of equity securities fluctuates based

on real or perceived changes in a company's financial condition, factors affecting a particular industry or industries, and overall market, economic and political conditions. If the market prices of the equity securities owned by the fund fall, the value of your investment in the fund will decline. The fund may lose its entire investment in the equity securities of an issuer.

**Liquidity** – The fund may make investments that are illiquid or that become illiquid after purchase. Illiquid investments can be difficult to value, may trade at a discount from comparable, more liquid investments, and may be subject to wide fluctuations in value. If the fund is forced to sell an illiquid investment to meet redemption requests or other cash needs, the fund may be forced to sell at a substantial loss or may not be able to sell at all. Liquidity of particular investments, or even entire asset classes, including U.S. Treasury securities, can deteriorate rapidly, particularly during times of market turmoil, and those investments may be difficult or impossible for the fund to sell. This may prevent the fund from limiting losses.

**Valuation** – The sales price the fund could receive for any particular portfolio investment may differ from the fund's valuation of the investment, particularly for securities that trade in thin or volatile markets, that are priced based upon valuations provided by third-party pricing services that use matrix or evaluated pricing systems, or that are valued using a fair value methodology. These differences may increase significantly and affect fund investments more broadly during periods of market volatility. Investors who purchase or redeem fund shares on days when the fund is holding fair-valued securities may receive fewer or more shares or lower or higher redemption proceeds than they would have received if the fund had not fair-valued securities or had used a different valuation methodology.

**Management** – The value of your investment may go down if the investment manager's or sub-adviser's judgments and decisions are incorrect or otherwise do not produce the desired results, or if the fund's investment strategy does not work as intended. You may also suffer losses if there are imperfections, errors or limitations in the quantitative, analytic or other tools, resources, information and data used, investment techniques applied, or the analyses employed or relied on, by the investment manager or sub-adviser, if such tools, resources, information or data are used incorrectly or otherwise do not work as intended, or if the investment manager's or sub-adviser's investment style is out of favor or otherwise fails to produce the desired results. Any of these things could cause the fund to lose value or its results to lag relevant benchmarks or other funds with similar objectives.

**Active Trading** – The fund may purchase and sell securities without regard to the length of time held. Active trading may be more pronounced during periods of market volatility, may have a negative impact on performance by increasing transaction costs and may generate greater amounts of short-term capital gains.

**Counterparty** – The fund could lose money if the counterparties to derivatives, repurchase agreements and other financial contracts entered into for the fund do not fulfill their contractual obligations. In addition, the fund may incur costs and may be hindered or delayed in enforcing its rights against a counterparty.

**Credit** – If an issuer or other obligor (such as a party providing insurance or other credit enhancement) of a security

unable or unwilling to meet its financial obligations, or is downgraded or perceived to be less creditworthy (whether by market participants or otherwise), or if the value of any underlying assets declines, the value of your investment will typically decline. A decline may be significant, particularly in certain market environments. In addition, the fund may incur costs and may be hindered or delayed in enforcing its rights against an issuer, obligor or counterparty.

**Currency** – The value of a fund's investments in securities denominated in foreign currencies increases or decreases as the rates of exchange between those currencies and the U.S. dollar change. U.S. dollar-denominated securities of foreign issuers may also be affected by currency risk. Currency exchange rates can be volatile and may fluctuate significantly over short periods of time. Currency conversion costs and currency fluctuations could reduce or eliminate investment gains or add to investment losses. A fund may be unable or may choose not to hedge its foreign currency exposure.

**Depository Receipts** – Depository receipts are generally subject to the same risks as are the foreign securities that they evidence or into which they may be converted, and they may be less liquid than the underlying shares in their primary trading market. Holders of depository receipts may have limited voting rights, and investment restrictions in certain countries may adversely impact the value of depository receipts because such restrictions may limit the ability to convert equity shares into depository receipts and vice versa.

**Derivatives** – Risks of derivatives include leverage risk, liquidity risk, valuation risk, market risk, counterparty risk, credit risk, operational risk and legal risk. Use of derivatives can increase fund losses, reduce opportunities for gains, increase fund volatility, and not produce the result intended. Certain derivatives have the potential for unlimited loss, regardless of the size of the initial investment. Even a small investment in derivatives can have a disproportionate impact on the fund. Derivatives may be difficult to sell, unwind or value, and the counterparty (including, if applicable, the fund's clearing broker, the derivatives exchange or the clearinghouse) may default on its obligations to the fund. In certain cases, the fund may incur costs and may be hindered or delayed in enforcing its rights against or closing out derivatives instruments with a counterparty, which may result in additional losses. Derivatives are also generally subject to the risks applicable to the assets, rates, indices or other indicators underlying the derivative, including market risk, credit risk, liquidity risk, management and valuation risk. Also, suitable derivative transactions may not be available in all circumstances or at reasonable prices. The value of a derivative may fluctuate more or less than, or otherwise not correlate well with, the underlying assets, rates, indices or other indicators to which it relates. The fund may be required to segregate or earmark liquid assets or otherwise cover its obligations under derivatives transactions and may have to liquidate positions before it is desirable in order to meet these segregation and coverage requirements.

**Large Shareholder** – A significant portion of the fund's shares may be owned by other funds sponsored by Transamerica. Transactions by these funds may be disruptive to the management of the fund. For example, the fund may experience large redemptions and could be required to sell securities at a time when it may not

held by the fund or a counterparty to a financial contract with  
the fund is

otherwise desire to do so. Such transactions may increase the fund's brokerage and/or other transaction costs. In addition, sizeable redemptions could cause the fund's total expenses to increase.

**Leveraging** – To the extent that the fund borrows or uses derivatives or other investments, such as ETFs, that have embedded leverage, your investment may be subject to heightened volatility, risk of loss and costs. Other risks also will be compounded because leverage generally magnifies the effect of a change in the value of an asset and creates a risk of loss of value on a larger pool of assets than the fund would otherwise have. Use of leverage may result in the loss of a substantial amount, and possibly all, of the fund's assets. The fund also may have to sell assets at inopportune times to satisfy its obligations or meet segregation, coverage or margin requirements.

**Performance:** The bar chart and the table below provide some indication of the risks of investing in the fund. The bar chart shows how the fund's performance has varied from year to year. The table shows how the fund's average annual total returns for different periods compare to the returns of a broad measure of market performance.

The bar chart does not reflect the impact of sales charges, which, if reflected, would lower the returns. The table includes deduction of applicable sales charges.

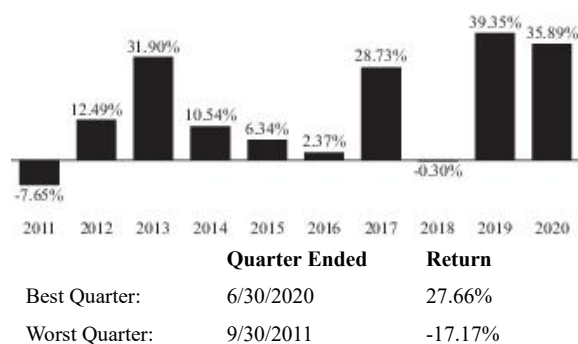
Absent any applicable fee waivers and/or expense limitations, performance would be lower.

As with all mutual funds, past performance (before and after taxes) is not a prediction of future results. Updated performance information is available on our website at [www.transamerica.com/individual/products/mutual-funds/performance/](http://www.transamerica.com/individual/products/mutual-funds/performance/) or by calling 1-888-233-4339.

Prior to March 22, 2011, the fund had a different sub-adviser, a different investment objective and used different investment strategies. The performance set forth prior to that date is attributable to that previous sub-adviser.

Prior to July 1, 2014, the fund was named Transamerica Diversified Equity and used different investment strategies. The performance set forth for the period between March 22, 2011 and June 30, 2014 is attributable to those previous investment strategies.

#### Annual Total Returns (calendar years ended December 31) - Class A



#### Average Annual Total Returns (periods ended December 31, 2020)

	1 Year	5 Years	10 Years	Since Inception	Inception Date
Class A					
					11/13/2009
Return before taxes	28.40%	18.65%	14.24%		
Return after taxes on distributions	25.67%	16.38%	12.30%		
Return after taxes on distributions and sale of fund shares	18.73%	14.55%	11.27%		
Class C (Return before taxes only)					
	33.78%	19.04%	14.01%		11/13/2009
Class I (Return before taxes only)					
	36.17%	20.34%	15.29%		11/30/2009
Class T (Return before taxes only)					
	24.70%	18.29%	N/A	15.89%	02/10/2012
Russell 1000® Growth Index¹ (reflects no deduction for fees, expenses or taxes)					
	38.49%	21.00%	17.21%	17.99%	

¹ "Russell ®" and other service marks and trademarks related to the Russell indexes are trademarks of the London Stock Exchange Group companies.

The after-tax returns are calculated using the historic highest individual federal marginal income tax rates and do not reflect the impact of state and local taxes. Actual after-tax returns may depend on the investor's individual tax situation and may differ from those shown. After-tax returns may not be relevant if the investment is made through a tax-exempt or tax-deferred account, such as a 401(k) plan.

**After-tax returns are presented for only one class, and returns for other classes are presented before taxes only and will vary.**

#### Management:

*Investment Manager:* Transamerica Asset Management, Inc.

*Sub-Adviser:* Wellington Management Company LLP

*Portfolio Managers:*

Mammen Chally, CFA	Lead Portfolio Manager	since 2014
Douglas McLane, CFA	Portfolio Manager	since 2017
David Siegle, CFA	Portfolio Manager	since 2017

**Purchase and Sale of Fund Shares:** You may purchase, exchange or redeem shares of the fund on any day the New York Stock Exchange is open for business, online or through our website at [www.transamerica.com](http://www.transamerica.com), by mail to Transamerica Fund Services, Inc., P.O. Box 219945, Kansas City, MO 64121-9945, by telephone at 1-888-233-4339, by overnight mail to Transamerica Fund Services, Inc., 330 W. 9th Street, Kansas City, MO 64105 or through a financial intermediary. The minimum initial purchase for Class A and C shares is \$1,000; the minimum subsequent investment is \$50. The minimum initial purchase for payroll deduction and automatic investment plan is \$500; the minimum subsequent investment is \$50 per monthly fund account investment. The minimum investment for Class I shares is \$1,000,000.

Class T shares are not available to new investors; only existing Class T shareholders may purchase additional Class T shares.

**Tax Information:** Fund distributions may be taxable as ordinary income, qualified dividend income, or capital gains, except when your investment is in an IRA, 401(k) or other tax-advantaged

investment plan. In that case, you may be taxed when you take a distribution from such plan, depending on the type of plan, the circumstances of your distribution and other factors.

**Payments to Broker-Dealers and Other Financial Intermediaries:** If you purchase the fund through a broker-dealer or other financial intermediary, the fund and/or its affiliates may pay the intermediary for the sale of fund shares and related services. These payments may create a conflict of interest by influencing the broker-dealer or other intermediary and your salesperson to recommend the fund over another investment. Ask your salesperson or visit your financial intermediary's website for more information.



## More on Each Fund's Strategies and Investments

The following provides additional information regarding each fund's strategies and investments described at the front of this prospectus. Except as otherwise expressly stated for a particular fund in this prospectus or in the statement of additional information or as required by law, there is no limit on the amount of each fund's assets that may be invested in a particular type of security or investment. Each fund's investment objective may be changed by the Board without shareholder approval.

**Transamerica Asset Allocation-Conservative Portfolio:** The fund is a fund of funds that seeks to achieve its investment objective by investing its assets primarily in a broad mix of Transamerica Funds ("underlying funds"). The fund's sub-adviser, Goldman Sachs Asset Management, L.P. (the "sub-adviser"), follows an investment process that involves longer-term portfolio positioning through strategic asset allocation and dynamic asset allocation to pursue shorter-term opportunities based on the sub-adviser's views of current market conditions.

- Under normal circumstances, investments in underlying funds are expected to achieve a mix over time of approximately 35% of net assets in equities, which may include both stocks and commodity-related securities, and approximately 65% of net assets in fixed-income securities, which may include bonds, convertible securities, cash, cash equivalents, and other money market instruments. These percentages may vary.
- The underlying funds may invest in a variety of U.S. and foreign equity and fixed-income (including high-yield) securities and alternative investments. The underlying funds may also invest in real estate investment trusts ("REITs") and derivatives.

The sub-adviser develops and implements a strategic asset allocation for the fund. The sub-adviser seeks to budget the fund's long term investment risk exposure across various risk factors to establish a diversified strategic asset allocation. An important component of the sub-adviser's process is allocating risk across asset classes and strategies to increase diversification and, potentially, reduce volatility.

The sub-adviser may dynamically adjust the fund's asset allocation as part of its investment process in response to certain changes in the markets, the economic cycle and the macroeconomic environment. This dynamic asset allocation may change the fund's positioning based on the sub-adviser's short- to medium-term market views on dislocations and attractive investment opportunities. These views may impact the relative weights across asset classes and the allocation to geographies, sectors and industries, as well as the fund's duration and sensitivity to inflation.

Allocation of assets among the underlying funds is based on factors such as diversification, general market views and outlooks, volatility in the equity markets, historical performance, current valuations, and other global economic factors.

The fund may invest directly in U.S. government securities and/or short-term commercial paper.

The fund's investment manager, among other things, oversees and monitors the sub-adviser and is solely responsible for selecting the underlying funds among which the sub-adviser may allocate the fund's assets. After the underlying funds have been selected, the sub-adviser determines which underlying funds it wishes to utilize to allocate the fund's assets. The sub-adviser is not required to utilize all of the underlying funds selected by the manager in seeking to fulfill the fund's target asset allocation.

The sub-adviser may invest up to 10% of the fund's net assets in index-based underlying exchange-traded funds ("underlying ETFs") that the sub-adviser selects as part of the sub-adviser's dynamic asset allocation to gain exposure to asset classes, regions, countries, strategies or sectors that are a part of the sub-adviser's asset allocation for the fund, but not otherwise accessible through available underlying funds.

The fund may, but is not required to, invest directly in futures contracts as part of the sub-adviser's dynamic asset allocation. The use of futures would generally be limited to exchange-traded developed market equity index and U.S. Treasury futures. The fund may also have exposure to derivatives instruments, such as options, futures or forward contracts and swaps through its investments in the underlying funds and underlying ETFs.

It is not possible to predict the extent to which the fund will be invested in a particular underlying fund at any time. The fund may be a significant shareholder in certain underlying funds.

Each underlying fund and underlying ETF has its own investment objective, principal investment strategies and investment risks. The sub-adviser for each underlying fund and adviser or sub-adviser for each underlying ETF decides which securities to purchase and sell for that underlying fund or underlying ETF. The fund's ability to achieve its investment objective depends largely on the performance of the underlying funds and underlying ETFs.

The "Underlying Funds" section of the prospectus lists the underlying Transamerica Funds currently available for investment by the fund, provides a summary of their respective investment objectives and principal investment strategies, and identifies certain risks of those funds.

The manager may change the underlying Transamerica Funds, and the sub-adviser may change the fund's asset allocation, at any time without notice to shareholders and without shareholder approval.

The fund may invest its assets in cash, cash equivalent securities or short-term debt securities, repurchase agreements and money market instruments. Under adverse or unstable market, economic or political conditions, the fund may take temporary defensive positions in cash and short-term debt securities without limit. Although the fund would do this only in seeking to avoid losses, the fund may be unable to pursue its investment objective during that time, and it could reduce the benefit from any upswing in the market. To the extent that the fund has any uninvested cash, the fund would also be subject to risk with respect to the depository institution holding the cash.

**Transamerica Asset Allocation-Growth Portfolio:** The fund is a fund of funds that seeks to achieve its investment objective by investing its assets primarily in a broad mix of Transamerica Funds (“underlying funds”). The fund’s sub-adviser, Goldman Sachs Asset Management, L.P. (the “sub- adviser”), follows an investment process that involves longer-term portfolio positioning through strategic asset allocation and dynamic asset allocation to pursue shorter-term opportunities based on the sub-adviser’s views of current market conditions.

- Under normal circumstances, the fund expects to invest primarily in underlying funds that invest in U.S. and foreign (including emerging market) equities, commodity-related securities, and alternative investments.
- The underlying funds may invest in a variety of U.S. and foreign equity and fixed-income (including high-yield) securities and alternative investments. The underlying funds may also invest in real estate investment trusts (“REITs”) and derivatives.

The sub-adviser develops and implements a strategic asset allocation for the fund. The sub-adviser seeks to budget the fund’s long term investment risk exposure across various risk factors to establish a diversified strategic asset allocation. An important component of the sub-adviser’s process is allocating risk across asset classes and strategies to increase diversification and, potentially, reduce volatility.

The sub-adviser may dynamically adjust the fund’s asset allocation as part of its investment process in response to certain changes in the markets, the economic cycle and the macroeconomic environment. This dynamic asset allocation may change the fund’s portfolio positioning based on the sub-adviser’s short- to medium-term market views on dislocations and attractive investment opportunities. These views may impact the relative weights across asset classes and the allocation to geographies, sectors and industries, as well as the fund’s duration and sensitivity to inflation.

Allocation of assets among the underlying funds is based on factors such as diversification, general market views and outlooks, volatility in the equity markets, historical performance, current valuations, and other global economic factors.

The fund may invest directly in U.S. government securities and/or short-term commercial paper.

The fund’s investment manager, among other things, oversees and monitors the sub-adviser and is solely responsible for selecting the underlying funds among which the sub-adviser may allocate the fund’s assets. After the underlying funds have been selected, the sub-adviser determines which underlying funds it wishes to utilize to allocate the fund’s assets. The sub-adviser is not required to utilize all of the underlying funds selected by the manager in seeking to fulfill the fund’s target asset allocation.

The sub-adviser may invest up to 10% of the fund’s net assets in index-based underlying exchange-traded funds (“underlying ETFs”) that the sub-adviser selects as part of the sub-adviser’s dynamic asset allocation to gain exposure to asset classes, regions, countries, strategies or sectors that are a part of the sub-adviser’s asset allocation for the fund, but not otherwise accessible through available underlying funds.

The fund may, but is not required to, invest directly in futures contracts as part of the sub-adviser’s dynamic asset allocation. The use of futures would generally be limited to exchange-traded developed market equity index and U.S. Treasury futures. The fund may also have exposure to derivatives instruments, such as options, futures or forward contracts and swaps through its investments in the underlying funds and underlying ETFs.

It is not possible to predict the extent to which the fund will be invested in a particular underlying fund at any time. The fund may be a significant shareholder in certain underlying funds.

Each underlying fund and underlying ETF has its own investment objective, principal investment strategies and investment risks. The sub-adviser for each underlying fund and adviser or sub-adviser for each underlying ETF decides which securities to purchase and sell for that underlying fund or underlying ETF. The fund’s ability to achieve its investment objective depends largely on the performance of the underlying funds and underlying ETFs.

The “Underlying Funds” section of the prospectus lists the underlying Transamerica Funds currently available for investment by the fund, provides a summary of their respective investment objectives and principal investment strategies, and identifies certain risks of those funds.

The manager may change the underlying Transamerica Funds, and the sub-adviser may change the fund’s asset allocation, at any time without notice to shareholders and without shareholder approval.

The fund may invest its assets in cash, cash equivalent securities or short-term debt securities, repurchase agreements and money market instruments. Under adverse or unstable market, economic or political conditions, the fund may take temporary defensive positions in cash and short-term debt securities without limit. Although the fund would do this only in seeking to avoid losses, the fund may be unable to pursue its investment objective during that time, and it could reduce the benefit from any upswing in the market. To the extent that the fund has any uninvested cash, the fund would also be subject to risk with respect to the depository institution holding the cash.

**Transamerica Asset Allocation-Moderate Growth Portfolio:** The fund is a fund of funds that seeks to achieve its investment objective by investing its assets primarily in a broad mix of Transamerica Funds (“underlying funds”). The fund’s sub-adviser, Goldman Sachs Asset Management, L.P. (the “sub- adviser”), follows an investment process that involves longer-term portfolio positioning through strategic asset allocation and dynamic asset allocation to pursue shorter-term opportunities based on the sub-adviser’s views of current market conditions.

- Under normal circumstances, investments in underlying funds are expected to achieve a mix over time of approximately 70% of net assets in equities, which may include both stocks and commodity-related securities, and approximately 30% of net assets in fixed-income securities, which may include bonds, convertible securities, cash, cash equivalents, and other money market instruments. These percentages may vary.
- The underlying funds may invest in a variety of U.S. and foreign equity and fixed-income (including high-yield) securities and alternative investments. The underlying funds may also invest in real estate investment trusts (“REITs”) and derivatives.

The sub-adviser develops and implements a strategic asset allocation for the fund. The sub-adviser seeks to budget the fund’s long term investment risk exposure across various risk factors to establish a diversified strategic asset allocation. An important component of the sub-adviser’s process is allocating risk across asset classes and strategies to increase diversification and, potentially, reduce volatility.

The sub-adviser may dynamically adjust the fund’s asset allocation as part of its investment process in response to certain changes in the markets, the economic cycle and the macroeconomic environment. This dynamic asset allocation may change the fund’s portfolio positioning based on the sub-adviser’s short- to medium-term market views on dislocations and attractive investment opportunities. These views may impact the relative weights across asset classes and the allocation to geographies, sectors and industries, as well as the fund’s duration and sensitivity to inflation.

Allocation of assets among the underlying funds is based on factors such as diversification, general market views and outlooks, volatility in the equity markets, historical performance, current valuations, and other global economic factors.

The fund may invest directly in U.S. government securities and/or short-term commercial paper.

The fund’s investment manager, among other things, oversees and monitors the sub-adviser and is solely responsible for selecting the underlying funds among which the sub-adviser may allocate the fund’s assets. After the underlying funds have been selected, the sub-adviser determines which underlying funds it wishes to utilize to allocate the fund’s assets. The sub-adviser is not required to utilize all of the underlying funds selected by the manager in seeking to fulfill the fund’s target asset allocation.

The sub-adviser may invest up to 10% of the fund’s net assets in index-based underlying exchange-traded funds (“underlying ETFs”) that the sub-adviser selects as part of the sub-adviser’s dynamic asset allocation to gain exposure to asset classes, regions, countries, strategies or sectors that are a part of the sub-adviser’s asset allocation for the fund, but not otherwise accessible through available underlying funds.

The fund may, but is not required to, invest directly in futures contracts as part of the sub-adviser’s dynamic asset allocation. The use of futures would generally be limited to exchange-traded developed market equity index and U.S. Treasury futures. The fund may also have exposure to derivatives instruments, such as options, futures or forward contracts and swaps through its investments in the underlying funds and underlying ETFs.

It is not possible to predict the extent to which the fund will be invested in a particular underlying fund at any time. The fund may be a significant shareholder in certain underlying funds.

Each underlying fund and underlying ETF has its own investment objective, principal investment strategies and investment risks. The sub-adviser for each underlying fund and adviser or sub-adviser for each underlying ETF decides which securities to purchase and sell for that underlying fund or underlying ETF. The fund’s ability to achieve its investment objective depends largely on the performance of the underlying funds and underlying ETFs.

The “Underlying Funds” section of the prospectus lists the underlying Transamerica Funds currently available for investment by the fund, provides a summary of their respective investment objectives and principal investment strategies, and identifies certain risks of those funds.

The manager may change the underlying Transamerica Funds, and the sub-adviser may change the fund’s asset allocation, at any time without notice to shareholders and without shareholder approval.

The fund may invest its assets in cash, cash equivalent securities or short-term debt securities, repurchase agreements and money market instruments. Under adverse or unstable market, economic or political conditions, the fund may take temporary defensive positions in cash and short-term debt securities without limit. Although the fund would do this only in seeking to avoid losses, the fund may be unable to pursue its investment objective during that time, and it could reduce the benefit from any upswing in the market. To the extent that the fund has any uninvested cash, the fund would also be subject to risk with respect to the depository institution holding the cash.

**Transamerica Asset Allocation-Moderate Portfolio:** The fund is a fund of funds that seeks to achieve its investment objective by investing its assets primarily in a broad mix of underlying Transamerica Funds (“underlying funds”). The fund’s sub-adviser, Goldman Sachs Asset Management, L.P. (the “sub- adviser”), follows an investment process that involves longer-term portfolio positioning through strategic asset allocation and dynamic asset allocation to pursue shorter-term opportunities based on the sub-adviser’s views of current market conditions.

- Under normal circumstances, investments in underlying funds are expected to achieve a mix over time of approximately 50% of net assets in equities, which may include both stocks and commodity-related securities, and approximately 50% of net assets in fixed-income securities, which may include bonds, convertible securities, cash, cash equivalents, and other money market instruments. These percentages may vary.
- The underlying funds may invest in a variety of U.S. and foreign equity and fixed-income (including high-yield) securities and alternative investments. The underlying funds may also invest in real estate investment trusts (“REITs”) and derivatives.

The sub-adviser develops and implements a strategic asset allocation for the fund. The sub-adviser seeks to budget the fund’s long term investment risk exposure across various risk factors to establish a diversified strategic asset allocation. An important component of the sub-adviser’s process is allocating risk across asset classes and strategies to increase diversification and, potentially, reduce volatility.

The sub-adviser may dynamically adjust the fund’s asset allocation as part of its investment process in response to certain changes in the markets, the economic cycle and the macroeconomic environment. This dynamic asset allocation may change the fund’s portfolio positioning based on the sub-adviser’s short- to medium-term market views on dislocations and attractive investment opportunities. These views may impact the relative weights across asset classes and the allocation to geographies, sectors and industries, as well as the fund’s duration and sensitivity to inflation.

Allocation of assets among the underlying funds is based on factors such as diversification, general market views and outlooks, volatility in the equity markets, historical performance, current valuations, and other global economic factors.

The fund may invest directly in U.S. government securities and/or short-term commercial paper.

The fund’s investment manager, among other things, oversees and monitors the sub-adviser and is solely responsible for selecting the underlying funds among which the sub-adviser may allocate the fund’s assets. After the underlying funds have been selected, the sub-adviser determines which underlying funds it wishes to utilize to allocate the fund’s assets. The sub-adviser is not required to utilize all of the underlying funds selected by the manager in seeking to fulfill the fund’s target asset allocation.

The sub-adviser may invest up to 10% of the fund’s net assets in index-based underlying exchange-traded funds (“underlying ETFs”) that the sub-adviser selects as part of the sub-adviser’s dynamic asset allocation to gain exposure to asset classes, regions, countries, strategies or sectors that are a part of the sub-adviser’s asset allocation for the fund, but not otherwise accessible through available underlying funds.

The fund may, but is not required to, invest directly in futures contracts as part of the sub-adviser’s dynamic asset allocation. The use of futures would generally be limited to exchange-traded developed market equity index and U.S. Treasury futures. The fund may also have exposure to derivatives instruments, such as options, futures or forward contracts and swaps through its investments in the underlying funds and underlying ETFs.

It is not possible to predict the extent to which the fund will be invested in a particular underlying fund at any time. The fund may be a significant shareholder in certain underlying funds.

Each underlying fund and underlying ETF has its own investment objective, principal investment strategies and investment risks. The sub-adviser for each underlying fund and adviser or sub-adviser for each underlying ETF decides which securities to purchase and sell for that underlying fund or underlying ETF. The fund’s ability to achieve its investment objective depends largely on the performance of the underlying funds and underlying ETFs.

The “Underlying Funds” section of the prospectus lists the underlying Transamerica Funds currently available for investment by the fund, provides a summary of their respective investment objectives and principal investment strategies, and identifies certain risks of those funds.

The manager may change the underlying Transamerica Funds, and the sub-adviser may change the fund’s asset allocation, at any time without notice to shareholders and without shareholder approval.

The fund may invest its assets in cash, cash equivalent securities or short-term debt securities, repurchase agreements and money market instruments. Under adverse or unstable market, economic or political conditions, the fund may take temporary defensive positions in cash and short-term debt securities without limit. Although the fund would do this only in seeking to avoid losses, the fund may be unable to pursue its investment objective during that time, and it could reduce the benefit from any upswing in the market. To the extent that the fund has any uninvested cash, the fund would also be subject to risk with respect to the depository institution holding the cash.

**Transamerica Bond:** The fund's sub-adviser, Aegon USA Investment Management, LLC (the "sub-adviser"), invests, under normal circumstances, at least 80% of the fund's net assets (plus the amount of borrowings, if any, for investment purposes) in fixed-income securities, which may include U.S. government and foreign government bonds and notes (including emerging markets), mortgage-backed, commercial mortgage-backed, and asset-backed securities (including collateralized mortgage obligations), corporate bonds of issuers in the U.S. and foreign countries (including emerging markets), convertible bonds and other convertible securities, bank loans and loan participations, structured notes, and preferred securities.

Under normal circumstances, at least 50% of the fund's net assets will be invested in (a) debt securities rated investment grade or higher (rated at least BBB by Standard & Poor's or Fitch or Baa by Moody's) by at least two rating agencies or, if unrated, are determined to be of comparable quality by the sub-adviser; (b) securities issued or guaranteed by the U.S. government or its agencies or instrumentalities; (c) commercial paper rated Prime, Prime-1 or Prime-2 by NCO/Moody's Commercial Paper Division, or A-1 or A-2 by Standard & Poor's; and/or (d) cash or cash equivalents. Up to 50% of the fund's net assets may be invested in debt securities that do not meet the investment grade criteria referred to above (commonly known as "junk bonds"). The fund may invest up to 20% of its net assets in equity securities, such as common stocks, rights, warrants or preferred stock. The fund may invest in securities of any maturity and does not have a target average duration.

The sub-adviser uses a combination of a global "top-down" analysis of the macroeconomic and interest rate environments and global asset classes and proprietary "bottom-up" research of sectors, industries, issuers and individual securities. In the sub-adviser's "top-down" approach, the sub-adviser analyzes various fundamental, technical, sentiment and valuation factors that affect the movement and relative value of markets and securities prices worldwide. In its proprietary "bottom-up" research of corporate and sovereign debt and other fixed income securities, the sub-adviser considers various fundamental and other factors, such as creditworthiness, capital structure, covenants, cash flows and, as applicable, collateral. The sub-adviser's research analysts integrate environmental, social and governance matters within their analytical process alongside traditional credit analysis. The sub-adviser uses this combined "top-down" and "bottom-up" approach to determine asset class, sector, security, yield curve and duration positions for the fund.

The fund may, but is not required to, engage in certain investment strategies involving derivatives, such as options, futures, forward currency contracts and swaps, including, but not limited to, interest rate, total return and credit default swaps. These investment strategies may be employed as a hedging technique, as a means of altering investment characteristics of the fund's portfolio (such as shortening or lengthening duration), in an attempt to enhance returns or for other purposes.

The fund may purchase securities on a when-issued, delayed delivery or forward commitment basis.

The sub-adviser may sell a security for different reasons, including due to changes in credit outlook or security values.

The fund may invest its assets in cash, cash equivalent securities or short-term debt securities, repurchase agreements and money market instruments. Under adverse or unstable market, economic or political conditions, the fund may take temporary defensive positions in cash and short-term debt securities without limit. Although the fund would do this only in seeking to avoid losses, the fund may be unable to pursue its investment objective during that time, and it could reduce the benefit from any upswing in the market. To the extent that the fund has any uninvested cash, the fund would also be subject to risk with respect to the depository institution holding the cash.

**Transamerica Capital Growth:** The fund's sub-adviser, Morgan Stanley Investment Management Inc. (the "sub-adviser"), under normal circumstances, seeks long-term capital growth by investing primarily in established and emerging companies with capitalizations at the time of purchase within the range of companies included in the Russell 1000<sup>®</sup> Growth Index, which as of December 31, 2020, was between \$564.5 million and \$2,270 billion. The fund typically invests in a relatively small number of companies. Growth stocks as a group may be out of favor and underperform the overall equity market for a long period of time, for example, while the market favors "value" stocks.

The sub-adviser emphasizes a "bottom-up" stock selection process, seeking attractive investments on an individual company basis. The sub-adviser typically invests in unique companies it believes have sustainable competitive advantages with above average business visibility, the ability to deploy capital at high rates of return, strong balance sheets and an attractive risk/reward. The sub-adviser seeks to understand how environmental and social initiatives within companies can create value by strengthening durable competitive advantages, creating growth opportunities, driving profitability and/or aligning with secular growth trends. The sub-adviser generally engages with company management teams to discuss their ESG practices, with the aim of identifying how sustainability themes present opportunities and risks that can be material to the value of the security over the long-term. Other aspects of the investment

process include a proprietary, systematic evaluation of governance policies, specifically focusing on compensation alignment on long-term value creation. The sub-adviser does not treat environmental, social and governance factors as a deterministic, reductive screen, nor as a portfolio construction tool layered on top of a passive vehicle.

The fund may invest up to 25% of its net assets in securities of foreign issuers, including issuers located in emerging market or developing countries, securities classified as American Depositary Receipts (“ADRs”), Global Depositary Receipts (“GDRs”), American Depositary Shares (“ADSs”) or Global Depositary Shares (“GDSs”), foreign U.S. dollar denominated securities that are traded on a U.S. exchange and local shares of non-U.S. issuers. The sub-adviser considers an issuer to be from a particular country if (i) its principal securities trading market is in that country; (ii) alone or on a consolidated basis it derives 50% or more of its annual revenue from goods produced, sales made or services performed in that country; or (iii) it is organized under the laws of, or has a principal office in, that country. By applying these tests, it is possible that a particular company could be deemed to be from more than one country. The securities in which the fund may invest may be denominated in U.S. dollars or in currencies other than U.S. dollars. The fund may utilize foreign currency forward exchange contracts, which are derivatives, in connection with its investments in foreign securities. The fund’s equity investments may include common and preferred stocks, convertible securities and equity-linked securities, rights and warrants to purchase common stocks, depositary receipts, exchange-traded funds (“ETFs”), and other specialty securities having equity features.

The fund may purchase and sell certain derivative instruments, such as options, future contracts, options on futures contracts or foreign currency, contracts for difference, swaps and structured investments, for various portfolio management purposes, including to earn income, facilitate portfolio management and mitigate risks. Foreign currency option contracts may be used for hedging purposes or non-hedging purposes in pursuing the fund’s investment objective. In determining compliance with any percentage limitation or requirement regarding the use or investment of fund assets, the fund will take into account derivative or synthetic instruments or other positions that, in the judgment of the sub-adviser, have economic characteristics similar to the applicable category of investments.

The fund may invest in initial public offerings. The fund may also invest up to 10% of its assets in real estate investment trusts (“REITs”) and foreign real estate companies.

The sub-adviser typically invests in unique companies it believes have sustainable competitive advantages with above average business visibility, the ability to deploy capital at high rates of return, strong balance sheets and an attractive risk/reward. The sub-adviser seeks to understand how environmental and social initiatives within companies can create value by strengthening durable competitive advantages, creating growth opportunities, driving profitability and/or aligning with secular growth trends. The sub-adviser generally engages with company management teams to discuss their ESG practices, with the aim of identifying how sustainability themes present opportunities and risks that can be material to the value of the security over the long-term. Other aspects of the investment process include a proprietary, systematic evaluation of governance policies, specifically focusing on compensation alignment on long-term value creation. The sub-adviser does not treat environmental, social and governance factors as a deterministic, reductive screen, nor as a portfolio construction tool layered on top of a passive vehicle.

The fund may invest its assets in cash, cash equivalent securities or short-term debt securities, repurchase agreements and money market instruments. Under adverse or unstable market, economic or political conditions, the fund may take temporary defensive positions in cash and short-term debt securities without limit. Although the fund would do this only in seeking to avoid losses, the fund may be unable to pursue its investment objective during that time, and it could reduce the benefit from any upswing in the market. To the extent that the fund has any uninvested cash, the fund would also be subject to risk with respect to the depository institution holding the cash.

**Transamerica Dynamic Income:** The fund is a fund of funds. The fund’s sub-adviser, QS Investors, LLC (the “sub-adviser”), seeks to achieve the fund’s objective by investing primarily in a combination of underlying exchange-traded funds (“ETFs”).

The sub-adviser uses a largely quantitative process to seek an income focused portfolio that has a high yield and corresponds to a targeted risk level. As part of the investment process, the sub-adviser defines a universe of ETFs that generate regular income and then estimates the yield on each ETF. The sub-adviser incorporates various inputs focused on income and risk into a proprietary quantitative model and includes constraints and metrics that limit asset class exposures to ensure a level of portfolio diversification. The sub-adviser may exercise its judgment in managing the fund and may, in its discretion, adjust, change, or even disregard the quantitative model at any time. The desired output of the process is a well-diversified income portfolio.

The sub-adviser’s asset allocation strategy involves making adjustments to the fund’s asset mix, utilizing, among other things, the sub-adviser’s research on various risk and income considerations, in an effort to maximize yields relative to identified risks as market and economic conditions change. The sub-adviser’s selections of individual ETFs in a given asset class may be driven by income, risk, diversification, liquidity, fees, or other investment considerations.

Under normal circumstances, the fund’s equity allocation will generally vary between approximately 30% and 35% of its net assets. The equity allocation normally involves a combination of domestic and non-U.S. ETFs, consisting of any mixture of large, medium and small-cap styles and pursuing growth or value strategies. The fund’s allocation to non-U.S. equity ETFs will generally not exceed more than 18% of the total net assets of the fund. The fund’s allocation to bond ETFs (which may include domestic and non-U.S.

government, corporate, high yield and structured bonds, including emerging market debt) will generally vary between approximately 65% and 70% of its net assets. The sum of the fund's allocation to high yield (commonly known as "junk" bonds) and emerging market fixed income asset classes will generally not exceed 60% of the fund's net assets. The fund's allocation to non-U.S. fixed income ETFs will generally not exceed 35% of the net assets of the fund.

The sub-adviser normally dynamically rebalances assets on a monthly basis and rotates the fund's assets semi-annually, or as needed dependent upon market conditions, among various asset classes in an effort to take advantage of changing conditions that the sub-adviser believes favor one asset class over another. Based on its analysis of risk and income characteristics, the sub-adviser will generally increase the allocation to the asset classes that the sub-adviser believes have a higher probability of contributing to a higher yield at a reasonable risk level. The investment process incorporates a limit of 20% of the fund's net assets to any single ETF and also employs diversification measures in an effort to ensure the fund includes exposure to multiple asset classes.

It is the fund's goal to pay a monthly dividend that is generally consistent in amount based on current market conditions, including current interest rates. The dividend will be calculated based on estimates of expected dividends from the fund's holdings. Actual dividends received by the fund may vary from the estimates, and subsequent monthly dividends will be adjusted accordingly.

Each underlying ETF has its own investment objective, principal investment strategies and investment risks. It is not possible to predict the extent to which the fund will be invested in a particular underlying ETF at any time. The fund may be a significant shareholder in certain underlying ETFs. The sub-adviser may change the fund's asset allocations and underlying ETFs at any time without investor approval and without notice to investors.

The fund may invest its assets directly, or through ETFs, in cash, cash equivalent securities or short-term debt securities, repurchase agreements and money market instruments. Under adverse or unstable market, economic or political conditions, the fund may take temporary defensive positions in cash and short-term debt securities without limit. Although the fund would do this only in seeking to avoid losses, the fund may be unable to pursue its investment objective during that time, and it could reduce the benefit from any upswing in the market. To the extent that the fund has any uninvested cash, the fund would also be subject to risk with respect to the depository institution holding the cash.

**Transamerica Emerging Markets Debt:** Under normal circumstances, the fund's sub-adviser MetLife Investment Management, LLC (the "sub-adviser"), invests at least 80% of the fund's net assets (plus the amount of borrowings, if any, for investment purposes) in debt securities of issuers located in emerging market countries. Emerging market countries are countries that major international financial institutions, such as the World Bank, generally consider to be less economically mature than developed nations. Emerging market countries can include every nation in the world except the United States, Canada, Japan, Australia, New Zealand and most countries located in Western Europe. The fund normally invests primarily in fixed-income securities of government and government-related issuers and corporate issuers in emerging market countries.

The sub-adviser seeks to identify companies in emerging market countries that the sub-adviser believes are undervalued and have attractive or improving fundamentals. The sub-adviser analyzes the global economic environment and its impact on emerging markets. The sub-adviser determines the investment merit of sovereign securities using quantitative and qualitative factors, taking into consideration a sovereign's reliance on external capital, distribution of wealth, and inflation volatility as well as the fiscal and monetary policy credibility, political environment and access to capital markets and current reforms that could affect the sovereign security's valuation in the future. The sub-adviser determines the investment merit of corporate securities primarily by analyzing the credit quality of the issuer, employing cash flow models specific to the issuer and its industry and assessing issuer prospects under varying scenarios and sensitivities. As part of its security selection process, alongside traditional fundamental financial analysis, the sub-adviser also uses sustainability and/or ESG factors as a lens for additional fundamental research, with a goal of identifying material sustainability or ESG risks and opportunities, which can contribute to investment decision-making.

The fund normally invests its assets in local currency and hard currency (such as U.S. dollars and Euros) denominated emerging markets sovereign and corporate debt issues. The fund's U.S. dollar and euro denominated sovereign exposure is expected to range between 30% and 100% and corporate exposure between 30% and 70%, and the fund's local currency sovereign and corporate exposures is expected to range between 5% and 40%. The fund's developed markets exposure will normally range between 0% and 10%. Generally, less than 10% of the fund's assets will be invested in cash and cash equivalents.

The fund's holdings may range in maturity from overnight to 30 years or more and will not be subject to any minimum credit rating standard. The fund may invest in debt securities that are rated below investment grade (commonly known as "junk bonds"), including defaulted securities. The sub-adviser does not expect defaulted securities to represent more than 5% of the fund's portfolio at any one time. The sub-adviser may, when or if available, use certain strategies, including the use of derivatives, to seek to protect the fund from what are believed to be overvalued currencies or to take advantage of what are believed to be undervalued currencies. The sub-adviser may use forward currency contracts to hedge against a decline in the value of existing investments denominated in foreign currency. The sub-adviser generally considers selling a security when the sub-adviser determines that the holding no longer satisfies the fund's investment criteria.

The fund may invest in capital securities, which are hybrid securities that combine the characteristics of bonds and preferred stocks. The fund may invest in such securities in order to take advantage of the mispricing of subordinated risk within the marketplace. The sub-adviser does not expect that capital securities will represent more than 5% of the fund's assets at any one time.

The fund may also invest up to 25% of its assets in cross currency hedges, which involve the sale of one currency against the positive exposure to a different currency. Cross currency hedges may be used for hedging purposes or to establish an active exposure to the exchange rate between any two currencies.

As part of its security selection process, alongside traditional fundamental financial analysis, the sub-adviser also uses sustainability and/or ESG factors as a lens for additional fundamental research, with a goal of identifying material sustainability or ESG risks and opportunities, which can contribute to investment decision-making.

The fund may also invest in the China Interbank Bond Market through China's Bond Connect program.

The fund is non-diversified.

The fund may invest its assets in cash, cash equivalent securities or short-term debt securities, repurchase agreements and money market instruments. Under adverse or unstable market, economic or political conditions, the fund may take temporary defensive positions in cash and short-term debt securities without limit. Although the fund would do this only in seeking to avoid losses, the fund may be unable to pursue its investment objective during that time, and it could reduce the benefit from any upswing in the market. To the extent that the fund has any uninvested cash, the fund would also be subject to risk with respect to the depository institution holding the cash.

**Transamerica Emerging Markets Opportunities:** Under normal circumstances, the fund's sub-adviser, Wellington Management Company LLP (the "sub-adviser"), will invest at least 80% of the fund's net assets (plus the amount of borrowings, if any, for investment purposes) in equity securities (including American Depositary Receipts ("ADRs"), Global Depositary Receipts ("GDRs") and European Depositary Receipts ("EDRs")) of companies that are located and/or conduct substantial business activities in emerging markets, including frontier markets. The sub-adviser considers emerging markets countries to be those countries (1) included in emerging market or equivalent classifications by the United Nations (and its agencies); (2) having per capita income in the low to middle ranges, as determined by the World Bank; or (3) designated by the fund's benchmark index provider as emerging. The fund will normally invest primarily in emerging market companies which the sub-adviser believes have above-average potential for capital appreciation based on its "bottom-up" fundamental research and analysis.

Emerging market countries may be found in regions such as Asia, Latin America, Eastern Europe, the Middle East, and Africa. Many emerging market securities are denominated in currencies other than the U.S. dollar.

The sub-adviser seeks to develop a portfolio that is generally broadly diversified across issuers, countries, industries and styles. The fund's portfolio may include stocks that are considered to be either growth stocks or value stocks. Because the sub-adviser's process is driven primarily by individual stock selection, the overall portfolio's yield, price-to-earnings ratio, price-to-book ratio, growth rate and other characteristics will vary over time and, at any given time, the fund may emphasize either growth stocks or value stocks, as the overall market may favor growth stocks, or value stocks, as a group for extended periods. The sub-adviser seeks to sub-advise the fund according to traditional methods of "active" management, which involve buying and selling of securities based upon economic, financial and market analysis and investment judgment.

The fund may invest in securities of foreign issuers in the form of depositary receipts or other securities that are convertible into securities of foreign issuers. The sub-adviser will generally invest in mid and large capitalization companies. The sub-adviser considers such companies to be those with market capitalizations generally above \$2 billion at the time of purchase. The market capitalization range of the MSCI Emerging Markets Index was \$109 million to \$465 billion, as of December 31, 2020, the date of the last reconstitution, and is expected to change frequently.

The fund's sub-adviser will not typically utilize derivatives with the exception of purchasing futures for cash equitization purposes or purchasing market access products to seek to achieve efficient investment exposure (e.g., instances where local markets may not be available for trading). Market access products can include warrants on equities, options on equities and equity swaps. The fund may also invest in exchange-traded funds for these purposes.

The fund may invest in China A-shares (equity securities of Chinese companies) listed and traded on stock exchanges such as the Shanghai Stock Exchange or the Shenzhen Stock Exchange.

The fund may invest its assets in cash, cash equivalent securities or short-term debt securities, repurchase agreements and money market instruments. Under adverse or unstable market, economic or political conditions, the fund may take temporary defensive positions in cash and short-term debt securities without limit. Although the fund would do this only in seeking to avoid losses, the fund may be unable to pursue its investment objective during that time, and it could reduce the benefit from any upswing in the market. To the extent that the fund has any uninvested cash, the fund would also be subject to risk with respect to the depository institution holding the cash.



**Transamerica Event Driven:** The fund's sub-adviser, Advent Capital Management, LLC (the "sub-adviser"), normally invests the fund's assets, directly or synthetically through derivatives, in securities of companies the sub-adviser believes are involved in or impacted by a corporate or special situation event. Events may include, but are not limited to, any of the following: mergers and acquisitions; stock repurchases or exchanges; negotiated refinancings; changes in credit ratings, equity multiples or valuations; employee strikes; contract awards; FDA or other regulatory approvals; tender offers; litigation; new product announcements; corporate spinoffs; credit events or other financial distress; technical trading characteristics; anticipated earnings releases; changes in tax or fiscal policy; macroeconomic or political events; and other opportunities that may be obscured by information density, subject-matter complexity or market uncertainty. The sub-adviser may take long or short positions in seeking to capture idiosyncratic alpha, express a directional view, and/or hedge risks. The fund's portfolio holdings could include, but may not be limited to, convertible securities, debt instruments (whether senior or subordinated), preferred securities, equity securities and/or warrants. The sub-adviser takes a flexible approach to investing and generally allocates capital to one of the following six sub-strategies: 1) M&A shareholder activism; 2) capital structure arbitrage and relative value; 3) event driven volatility; 4) rating upgrades, downgrades and fundamental value; 5) special situations; and 6) short alpha and hedges. The sub-adviser is agnostic as to any single sub-strategy and is committed to what the sub-adviser believes to be the most optimal implementation of its views. The sub-adviser invests opportunistically based upon the sub-strategy it favors at any given time.

The fund's strategy normally employs a substantial amount of leverage. A large portion of the fund's long investment exposure to a company's securities may be established through total return swaps or other derivative instruments that have a leveraging effect on the fund. The fund may also take short positions which involve leverage.

The sub-adviser utilizes fundamental research to select investments and seeks to attain the most optimal implementation of its fundamental views in the current market environment through direct investments and/or synthetically through derivatives. In executing its strategy, the sub-adviser generally seeks to capture the price difference between a security's current market price and the anticipated value to be delivered through the successful completion of an extraordinary corporate transaction or a unique event-driven opportunity. Intensive fundamental and security valuation analysis is applied by the sub-adviser in an effort to identify value and manage risk, as well as to calculate rates of return and monitor investment thesis progress. The fund will generally invest in transactions with identifiable time-frames and with what the sub-adviser believes have favorable risk/return profiles.

The fund generally uses derivatives as part of the overall implementation of its strategy, and derivatives usage may be substantial. Such derivatives may include total return swaps, credit default swaps, interest rate swaps, forward currency contracts, options on securities and futures transactions. Derivatives may be used in different ways within the fund. For example, derivatives may be used as substitutes for direct investments in stocks, bonds or convertible securities. Derivatives also may be used for speculative or hedging purposes. Derivatives used by the fund may involve leverage.

When the fund uses derivatives with a leveraging effect, changes in the value of the fund's investments will have a larger effect on the fund's share price than if it did not use such derivatives. Other risks also are magnified and there are costs associated with using leverage. The fund may need to liquidate portfolio positions when it may not be advantageous to do so in order to satisfy its obligations or to comply with applicable segregation requirements.

The fund will invest primarily in companies in developed markets, but may invest up to 20% of its assets in companies located in emerging markets. The fund may invest without limit in companies in non-U.S. developed markets and in lower investment grade and non-investment grade fixed income securities (commonly known as "junk bonds"). The sub-adviser expects the average duration of the fixed income securities in the fund's portfolio, including the negative duration of short positions in fixed income securities, to be between 3 and 4 years. Duration is a measure used to determine the sensitivity of a security's price to changes in interest rates. The longer a security's duration, the more sensitive it will be to changes in interest rates. The fund may invest in companies of any capitalization.

The fund may have a portfolio turnover rate that is significantly higher than a comparable fund.

The fund is non-diversified.

The sub-adviser may decide to sell securities for different reasons, including when its forecasted corporate or special situation event has occurred or is less likely to occur or the sub-adviser believes the securities price reflects a substantial likelihood of that event occurring. Sales may also occur should the relative prices of securities in the same capital structure or industry converge on the sub-adviser's forecasted fair value or due to changes in the sub-adviser's appraisal of the relative value of the instrument.

The fund may invest its assets in cash, cash equivalent securities or short-term debt securities, repurchase agreements and money market instruments. Under adverse or unstable market, economic or political conditions, the fund may take temporary defensive positions in cash and short-term debt securities without limit. Although the fund would do this only in seeking to avoid losses, the fund may be unable to pursue its investment objective during that time, and it could reduce the benefit from any upswing in the market. To the extent that the fund has any uninvested cash, the fund would also be subject to risk with respect to the depository institution holding the cash.

**Transamerica Floating Rate:** Under normal circumstances the fund's sub-adviser, Aegon USA Investment Management, LLC (the "sub-adviser") seeks to achieve the fund's objective by investing at least 80% of the fund's net assets (plus the amount of borrowings, if any, for investment purposes) in floating rate loans or floating rate debt securities. Floating rate loans and floating rate debt securities have interest rates which float, adjust or vary periodically based upon a benchmark indicator, a specified adjustment schedule, or prevailing interest rates.

The sub-adviser uses a combination of a global "top-down" analysis of the macroeconomic and interest rate environment and proprietary "bottom-up" research of sectors, industries and securities. In the sub-adviser's "top-down" approach, the sub-adviser analyzes various fundamental, technical, sentiment and valuation factors that the sub-adviser believes affect the movement of markets and securities prices worldwide. In its proprietary "bottom-up" research, the sub-adviser considers various fundamental and other factors, such as creditworthiness, capital structure, collateral and covenants specific to individual issuers and loans. The sub-adviser's research analysts integrate environmental, social and governance matters within their analytical process alongside traditional credit analysis.

The fund will normally primarily invest in first lien, senior secured term floating rate loans ("senior loans") to corporate issuers, partnerships and other entities. The fund can invest in senior loans of any maturity and quality. The majority of the fund's total assets generally will be invested in floating rate loans or floating rate debt securities rated below investment grade (that is, loans or securities rated below BBB by Standard & Poor's or Fitch or below Baa by Moody's or, if unrated, determined to be of comparable quality by the fund's sub-adviser), and the fund may invest without limitation in such loans and securities. The issuers of the loans in which the fund invests may themselves be rated below investment grade even if the loan itself is not.

The fund may invest up to 15% of its net assets in unsecured loans and securities and up to 15% of its net assets in second lien loans. The fund may also invest up to 20% of its net assets in subordinated bridge loans, unsecured fixed rate high yield bonds, money market instruments and other fixed rate debt securities, including distressed securities that may be in default and have any or no credit rating.

The fund may invest in loans of foreign borrowers and foreign debt securities, including emerging market debt securities, but expects that the majority of its total assets will be invested in loans and debt securities of U.S. borrowers or issuers. The fund may invest in exchange traded funds ("ETF") to create exposure to asset classes.

The sub-adviser may sell a security for different reasons, including due to changes in credit outlook or security values.

The fund may invest its assets in cash, cash equivalent securities or short-term debt securities, repurchase agreements and money market instruments. Under adverse or unstable market, economic or political conditions, the fund may take temporary defensive positions in cash and short-term debt securities without limit. Although the fund would do this only in seeking to avoid losses, the fund may be unable to pursue its investment objective during that time, and it could reduce the benefit from any upswing in the market. To the extent that the fund has any uninvested cash, the fund would also be subject to risk with respect to the depository institution holding the cash.

**Transamerica Global Equity:** Under normal circumstances, the fund's sub-adviser, Rockefeller & Co. LLC (the "sub-adviser") invests at least 80% of the fund's net assets (plus the amount of borrowings, if any, for investment purposes) in equity securities. The fund may invest in securities of U.S. and non-U.S. issuers of any size, but generally focuses on larger, more established companies. The fund will invest primarily in securities of companies domiciled in developed markets, but may invest up to 30% of its net assets in securities of companies domiciled in emerging and frontier markets, as classified using the MSCI classifications of emerging and frontier markets. Under normal conditions, the fund will invest in at least four countries including the U.S.

The sub-adviser selects investments for the fund's portfolio using a "bottom-up" security analysis that includes fundamental, sector-based research in seeking to identify businesses that have high or improving returns on capital, barriers to competition and compelling valuations.

Equity securities in which the fund may invest include common stocks, preferred stocks, convertible securities, rights and warrants for equity securities, depositary receipts such as American Depositary Receipts, Global Depositary Receipts and European Depositary Receipts, and interests in other investment companies, including exchange traded funds, that invest in equity securities.

Securities held by the fund may be denominated in either U.S. dollars or the local currency. The fund generally will not seek to hedge against currency risks, although the fund may engage in such hedging strategies if the sub-adviser determines that it may be advantageous to do so.

The sub-adviser does not automatically sell securities that meet certain criteria or have certain characteristics; rather, sell decisions generally follow reviews of a security triggered under certain circumstances, including when a security approaches its target exit price or when the value of the security falls below its value at purchase by a certain amount.

The fund may invest its assets in cash, cash equivalent securities or short-term debt securities, repurchase agreements and money market instruments. Under adverse or unstable market, economic or political conditions, the fund may take temporary defensive positions in cash and short-term debt securities without limit. Although the fund would do this only in seeking to avoid losses, the fund may be unable to pursue its investment objective during that time, and it could reduce the benefit from any upswing in the market. To the extent that the fund has any uninvested cash, the fund would also be subject to risk with respect to the depository institution holding the cash.

**Transamerica Government Money Market:** The fund is a government money market fund. The fund seeks to maintain a stable net asset value of \$1.00 per share by investing in:

- High-quality, U.S. dollar-denominated short-term money market securities issued or guaranteed as to principal or interest by the U.S. government or its agencies or instrumentalities;
- repurchase agreements that are fully collateralized by U.S. government securities or cash; and
- cash.

The fund's sub-adviser, BlackRock Investment Management, LLC (the "sub-adviser"), invests at least 99.5% of the fund's total assets (plus the amount of borrowings, if any, for investment purposes) in cash, U.S. Treasury bills, notes and other obligations issued or guaranteed as to principal and interest by the U.S. Government, its agencies or instrumentalities, and repurchase agreements fully collateralized by such obligations or cash. Under normal circumstances, the fund invests at least 80% of its net assets (plus the amount of borrowings, if any, for investment purposes) in U.S. Treasury bills, notes and other obligations issued or guaranteed as to principal and interest by the U.S. Government, its agencies or instrumentalities, and repurchase agreements fully collateralized by such obligations.

The fund will enter into repurchase agreements only with financial institutions that the sub-adviser determines are creditworthy. A financial institution must furnish collateral to the fund at least equal in value to the amount of its repurchase obligation. This collateral must consist of U.S. government securities or cash. The sub-adviser is responsible for ensuring that each repurchase agreement is eligible for purchase by the fund.

In managing the fund's assets, the sub-adviser uses a combination of "top-down" analysis of macroeconomic and interest rate environments and "bottom-up" research of sectors and issuers. In the sub-adviser's "top-down" approach, the sub-adviser analyzes various fundamental and technical factors that may affect the movement of markets. In its "bottom-up" research, the sub-adviser considers various fundamental and other factors, such as creditworthiness and collateral and covenants to specific markets and individual issuers.

The fund invests in securities with a maximum remaining maturity of 397 days or less (with certain exceptions) and maintains a dollar-weighted average fund maturity of 60 days or less and a dollar-weighted average life of 120 days or less. The fund may invest in variable and floating rate instruments, and transact in securities on a when-issued, delayed delivery or forward commitment basis.

The fund invests in accordance with the quality, maturity, liquidity and diversification requirements of Rule 2a-7 under the Investment Company Act of 1940 and other rules of the Securities and Exchange Commission. The fund will only purchase securities that present minimal credit risk as determined by the sub-adviser pursuant to guidelines approved by the fund's Board of Trustees.

The fund may invest in other government money market funds to the extent permitted by law.

The sub-adviser employs relative value strategies when selling securities that are focused on identifying discrepancies in prices among securities that share similar economic or financial characteristics. This strategy is based on the premise that certain securities are mispriced given that they have consistent valuation factors in common, such as liquidity, interest rate, maturity, or spread. The sub-adviser may employ a variety of qualitative techniques to identify securities they believe to be mispriced relative to fundamental or technical factors.

If the fund takes a temporary defensive position, it will be more difficult for the fund to achieve its investment objective. Although the sub-adviser has the ability to take temporary defensive positions, it may choose not to do so for a variety of reasons, including during volatile market conditions.

**Transamerica High Yield Bond:** The fund's sub-adviser, Aegon USA Investment Management, LLC (the "sub-adviser"), seeks to achieve the fund's objective by investing, under normal circumstances, at least 80% of the fund's net assets (plus the amount of borrowings, if any, for investment purposes) in high-yield bonds (commonly known as "junk bonds"). The fund normally invests primarily in U.S. securities.

Junk bonds are high-risk debt securities rated below investment grade (that is, securities rated below BBB by Standard & Poor's or Fitch or below Baa by Moody's or, if unrated, determined to be of comparable quality by the sub-adviser). The sub-adviser seeks to achieve high returns for the fund while maintaining a reasonable risk profile.

The sub-adviser uses a combination of a global “top-down” analysis of the macroeconomic and interest rate environment and proprietary “bottom-up” research of corporate and sovereign debt, stressed and distressed securities, and other debt instruments. In the sub-adviser’s “top-down” approach, the sub-adviser analyzes various fundamental, technical, sentiment, and valuation factors that the sub-adviser believes affect the movement of markets and securities prices worldwide. This “top-down” analysis assists the sub-adviser in analyzing fund risk and allocating assets among sectors, industries, and credit quality categories. In its proprietary “bottom-up” research, the sub-adviser considers various fundamental and other factors, such as creditworthiness and capital structure. The sub-adviser’s research analysts integrate environmental, social and governance matters within their analytical process alongside traditional credit analysis.

The fund has no maturity or duration requirements or limitations. The fund may invest in foreign securities, including up to 10% of its net assets in emerging market securities.

To a lesser extent, the fund may invest in investment grade bonds, bank loans, asset backed and mortgage backed securities, preferred equity securities, common equity securities (received in connection with exchanges or restructurings) and cash equivalents. The fund may also invest in hybrid instruments having both debt and equity characteristics.

The sub-adviser may sell a security for different reasons, including due to changes in credit outlook or security values.

The fund may invest its assets in cash, cash equivalent securities or short-term debt securities, repurchase agreements and money market instruments. Under adverse or unstable market, economic or political conditions, the fund may take temporary defensive positions in cash and short-term debt securities without limit. Although the fund would do this only in seeking to avoid losses, the fund may be unable to pursue its investment objective during that time, and it could reduce the benefit from any upswing in the market. To the extent that the fund has any uninvested cash, the fund would also be subject to risk with respect to the depository institution holding the cash.

**Transamerica High Yield ESG:** The fund’s sub-adviser, Aegon USA Investment Management, LLC (the “sub-adviser”), seeks to achieve the fund’s objective by investing, under normal circumstances, at least 80% of the fund’s net assets (plus the amount of borrowings, if any, for investment purposes) in high-yield securities. The sub-adviser focuses on investments that the sub-adviser views as having a favorable Environmental, Social and Governance (“ESG”) profile based on the sub-adviser’s internal ESG evaluation process. The fund normally invests primarily in U.S. securities.

High yield securities (commonly known as “junk” bonds) are high-risk debt securities rated, at the time of investment, below BBB by Standard & Poor’s or Fitch or below Baa by Moody’s or, if unrated, determined to be of comparable quality by the fund’s sub-adviser. Normally, the high yield securities in which the fund invests are primarily corporate bonds.

The sub-adviser’s ESG evaluation process is designed to emphasize positive selection of investments with favorable ESG characteristics in the view of the sub-adviser, while minimizing exposure to companies considered by the sub-adviser as having less favorable ESG qualities. In this process, the sub-adviser excludes companies involved in certain industries and/or business practices that are viewed as exhibiting the most negative ESG impacts. The sub-adviser then employs a fundamental, proprietary research approach to identify potential investments and categorizes them as belonging to one of five ESG categories.

Category one includes companies viewed by the sub-adviser as leaders in sustainable business practices or demonstrating commitment to the pursuit of the United Nations’ sustainable development goals. Category two companies are judged by the sub-adviser to have low exposure to ESG risks or have policies in place to mitigate such risks. Category three companies are those, in the view of the sub-adviser, which face future ESG risks of uncertain timing or magnitude that could negatively affect the company. Category four companies are those which the sub-adviser views as exhibiting current ESG risks that are impacting the companies’ credit fundamentals, but are not significant enough to impact the overall credit quality of the company. Category five includes companies that, in the sub-adviser’s view, have ESG factors negatively impacting the companies’ credit fundamentals to the extent credit quality is also impacted.

The fund’s investment universe consists of companies classified by the sub-adviser within categories one through four with the fund’s investments generally predominantly falling in categories one through three.

When assessing a company’s ESG practices, the sub-adviser may take into account a number of ESG considerations of an environmental, social or governance nature. Environmental considerations may include, but are not limited to, climate change and carbon emissions, energy efficiency, waste and pollution, water use and conservation, deforestation, natural resource use and renewable energy. Social considerations may include, but are not limited to, human rights and labor standards, product safety and liability, workplace safety, workplace benefits, employee relations, diversity/inclusion policies, data protection and privacy, community involvement, nutrition and health, and supply chain sourcing. Governance considerations may include, but are not limited to, board independence, board diversity, anticorruption policies, shareholder rights, compensation structures, corporate political contributions and corporate behavior.

The sub-adviser's research-intensive process uses a combination of a global "top-down" analysis of the macroeconomic and interest rate environment and proprietary "bottom-up" research of corporate debt, stressed and distressed securities, and other debt instruments. In the sub-adviser's "top-down" approach, the sub-adviser analyzes various fundamental, technical, sentiment, and valuation factors that it believes affect the movement of markets and securities prices worldwide. This "top-down" analysis assists the sub-adviser in analyzing fund risk and allocating assets among sectors, industries, and credit quality categories. In its proprietary "bottom-up" research, the sub-adviser considers various fundamental and other factors, such as creditworthiness and capital structure. The sub-adviser integrates ESG factors into its analysis by combining external data with internal research to evaluate the investment's ESG characteristics. The process incorporates both qualitative elements (such as company commitment to sustainable initiatives) and quantitative elements (such as measurable ESG risks) in an effort to assess the potential material influence of ESG factors on an investment's credit fundamentals.

The fund has no maturity or duration requirements or limitations. The fund may invest in foreign securities, including up to 10% of its net assets in emerging market securities.

To a lesser extent, the fund may invest in investment grade bonds, bank loans, preferred equity securities, common equity securities (received in connection with exchanges or restructurings) and cash equivalents. The fund may also invest in hybrid instruments having both debt and equity characteristics.

All investments by the fund, with the exception of cash and cash equivalents, are subject to the sub-adviser's ESG assessment framework.

The sub-adviser may sell a security for different reasons, including due to changes in credit outlook, security values or when it no longer meets the sub-adviser's ESG criteria.

The fund may invest its assets in cash, cash equivalent securities or short-term debt securities, repurchase agreements and money market instruments. Under adverse or unstable market, economic or political conditions, the fund may take temporary defensive positions in cash and short-term debt securities without limit. Although the fund would do this only in seeking to avoid losses, the fund may be unable to pursue its investment objective during that time, and it could reduce the benefit from any upswing in the market. To the extent that the fund has any uninvested cash, the fund would also be subject to risk with respect to the depository institution holding the cash.

**Transamerica High Yield Muni:** Under normal circumstances, the fund's sub-adviser, Belle Haven Investments, L.P. (the "sub-adviser"), invests at least 80% of the fund's net assets (plus the amount of borrowings, if any, for investment purposes) in municipal fixed-income securities, the interest from which is exempt from federal income tax and federal alternative minimum tax ("AMT") applicable to individuals. Interest income from some of the municipal obligations in which the fund may invest may be subject to the AMT. The fund primarily invests in "high yield" municipal bonds under normal market conditions. For this purpose, "high yield" municipal bonds are those rated medium to lower grade. The fund normally invests primarily in general obligation and revenue bonds issued by U.S. municipal issuers, as well as issuers in U.S. territories and possessions. The fund may invest 25% or more of its total net assets in any sector or sub-sector of the municipal bond market.

The fund pursues an actively managed, total return strategy that seeks to identify inefficiencies in the municipal bond market. The sub-adviser's investment process is engineered to seek to exploit mispricing that the sub-adviser aims to identify at the issuer, credit, industry, security and/or maturity level based on macro-economic and fundamental analysis. Analysis is also used to determine the fund's yield curve positioning. Investment decisions are made by the sub-adviser in an effort to maximize total return while balancing portfolio risk.

Medium grade municipal bonds are those rated "A" to "BBB" by Standard & Poor's Rating Services ("S&P"). Lower-grade municipal bonds (commonly known as "junk bonds") are those rated below "Baa" by Moody's Investors Service, Inc. ("Moody's") or lower than "BBB" by S&P or Fitch, Inc. ("Fitch") or comparable ratings by other nationally recognized rating organizations (or, in the case of unrated securities, determined by the sub-adviser to be of comparable quality). The fund has the flexibility to invest the remainder of its assets in a broad array of issuers across the credit spectrum.

The fund may also invest up to 15% of its net assets in municipal bonds that are distressed securities. Distressed securities are securities that are the subject of bankruptcy proceedings or are rated in the lowest rating categories by at least one independent rating agency ("CC" or lower by S&P or Fitch or "Ca" or lower by Moody's), or if unrated, judged to be of comparable quality by the sub-adviser. The fund may also invest in higher quality debt securities.

Under normal conditions, the duration of the fund will generally vary between three and 20 years. Duration is a measure used to determine the sensitivity of a security's price to changes in interest rates. The longer a security's duration, the more sensitive it will be to changes in interest rates. The fund does not limit the maturity of the securities in which it invests. The maturity of a fixed income security is the measure of time remaining until the final payment on the security is due. However, under normal circumstances, the fund may focus on longer-term maturities in an effort to capture the higher yields generally associated with such maturities.

The fund may invest more than 25% of its net assets in securities relating to one political subdivision, such as any state or U.S. territory. The fund may invest in derivative instruments such as options and futures contracts for speculative, hedging, or duration management purposes. The fund may also invest in exchange-traded funds ("ETFs") as well as municipal bond closed-end funds.

The fund is non-diversified.

The sub-adviser's process for selling securities within the fund is predicated upon a number of factors, including but not limited to (i) cash flows within the fund, (ii) relative value considerations, (iii) views on interest rates and (iv) changes in credit. Additionally, the sub-adviser may sell certain securities in an effort to maximize the fund's risk-adjusted returns.

The fund may invest its assets in cash, cash equivalent securities or short-term debt securities, repurchase agreements and money market instruments. Under adverse or unstable market, economic or political conditions, the fund may take temporary defensive positions in cash and short-term debt securities without limit. Although the fund would do this only in seeking to avoid losses, the fund may be unable to pursue its investment objective during that time, and it could reduce the benefit from any upswing in the market. To the extent that the fund has any uninvested cash, the fund would also be subject to risk with respect to the depository institution holding the cash.

**Transamerica Inflation Opportunities:** The fund's sub-adviser, PineBridge Investments LLC (the "sub-adviser"), seeks to achieve the fund's investment objective by normally investing the fund's assets primarily in inflation-indexed fixed income securities issued by domestic and foreign governments (including those in emerging market countries), their agencies or instrumentalities, and corporations.

Inflation-indexed fixed income securities are structured to provide protection against the negative effects of inflation. The value of an inflation-indexed fixed income security's principal or the interest income paid on the fixed income security is adjusted to track changes in an official inflation measure, usually the Consumer Price Index for all Urban Consumers with respect to domestic issuers.

The fund may also invest in debt securities that are not inflation-indexed, including but not limited to securities issued or guaranteed by national governments, their agencies, instrumentalities, and political sub-divisions, securities of supranational organizations such as bonds, corporate debt securities, adjustable rate bonds, floating rate bonds, principal only bonds, Eurobonds, Eurodollar bonds and Yankee dollar instruments, zero coupon bonds, convertible notes, commercial paper, and commercial mortgage-backed and mortgage-backed asset-backed securities. The fund also may invest in money market instruments with remaining maturities of one year or less, as well as repurchase agreements, cash and cash equivalents.

The fund may invest in securities of any maturity and does not have a target average duration. Duration is a measure used to determine the sensitivity of a security's price to changes in interest rates. The longer a security's duration, the more sensitive it will be to changes in interest rates. The fund normally invests primarily in investment grade securities, but may invest up to 20% of its total assets in high yield securities (often referred to as "junk bonds") rated BB or below by Moody's Investors Service, Inc., or equivalently rated by Standard & Poor's Corporation or Fitch, Inc., or, if unrated, determined by the sub-adviser to be of comparable quality.

The sub-adviser uses both "top-down" and "bottom-up" analysis to determine security and duration positions for the fund. Both "top-down" and "bottom-up" approaches rely upon the same fundamental, valuation and technical framework for what the sub-adviser considers to be a comprehensive analysis of all factors which affect asset pricing. These factors are jointly determined and are interdependent. Security sales decisions are driven by the same criteria as purchase decisions.

The fund may, but is not required to, engage in certain investment strategies involving derivatives, such as options, futures, forward currency contracts and swaps (including, but not limited to, interest rate or foreign currency transactions, total return and credit default swaps), provided that the fund's maximum swap underlying notional value exposure does not exceed 40% of the underlying market value of the fund's portfolio. These investment strategies may be employed in an effort to either mitigate risk or generate income.

The sub-adviser may sell a security for several reasons, including when its price target is attained or when the sub-adviser sees better opportunities in other securities or identifies a change in fundamentals or investment story.

The fund may invest its assets in cash, cash equivalent securities or short-term debt securities, repurchase agreements and money market instruments. Under adverse or unstable market, economic or political conditions, the fund may take temporary defensive positions in cash and short-term debt securities without limit. Although the fund would do this only in seeking to avoid losses, the fund may be unable to pursue its investment objective during that time, and it could reduce the benefit from any upswing in the market. To the extent that the fund has any uninvested cash, the fund would also be subject to risk with respect to the depository institution holding the cash.

**Transamerica Intermediate Muni:** Under normal circumstances, the fund's sub-adviser, Belle Haven Investments, L.P. (the "sub-adviser"), invests at least 80% of the fund's net assets (plus the amount of borrowings, if any, for investment purposes) in municipal fixed-income securities the interest from which is exempt from federal income tax and the federal alternative minimum tax ("AMT") applicable to individuals. The fund invests primarily in general obligation and revenue bonds issued by U.S. municipal issuers, as well as issuers in U.S. territories and possessions.

The fund is an actively managed, total return strategy that seeks to identify inefficiencies in the municipal bond market. The sub-adviser will invest utilizing a process that seeks to maximize total return, while adhering to longer term strategic risk management through a disciplined commitment to the diversification benefits of investment in a number of security types within the municipal bond market. The sub-adviser does this by taking a flexible approach to where it identifies value opportunities regardless of the par value. The sub-adviser also has the flexibility to invest in a broad array of issuers across the credit spectrum, although the fund is expected to have an investment grade bias.

The process is engineered to seek to exploit mispricing within the fixed income markets that may be apparent at the issuer, credit, industry, security and/or maturity level based on macro-economic and fundamental analysis. Analysis is also used to determine the fund's yield curve in an attempt to ensure that the fund's securities have attractive historical valuations and limited exposure to unanticipated market events that may negatively impact fund performance. Investment decisions are made to maintain a balance between total return and portfolio risk.

Under normal conditions, the fund's dollar-weighted duration is more than 3 years and less than 10 years. Duration is a measure used to determine the sensitivity of a security's price to changes in interest rates. The longer a security's duration, the more sensitive it will be to changes in interest rates. A fixed income security's maturity is the date at which the security's issuer legally agrees to repay the principal.

The fund may invest no more than 25% of its net assets in securities of issuers in the same state, political subdivision or U.S. territory. The fund may invest up to 20% of its net assets in taxable investments, including U.S. high yield fixed income securities (commonly known as "junk bonds") rated B or higher by Standard & Poor's. Junk bonds are those securities rated below investment grade by at least one nationally recognized statistical rating organization, or, if unrated, determined by the sub-adviser to be of comparable quality.

The fund may invest in derivative instruments such as options and futures contracts for speculative, hedging, or duration management purposes. The fund may also invest in exchange-traded funds ("ETFs").

The sub-adviser's process for selling securities within the fund is predicated upon a number of factors, including but not limited to (i) cash flows within the fund, (ii) relative value considerations, (iii) views on interest rates and (iv) changes in credit. Additionally, the sub-adviser may sell certain securities in an effort to maximize the fund's risk-adjusted returns.

The fund may invest its assets in cash, cash equivalent securities or short-term debt securities, repurchase agreements and money market instruments. Under adverse or unstable market, economic or political conditions, the fund may take temporary defensive positions in cash and short-term debt securities without limit. Although the fund would do this only in seeking to avoid losses, the fund may be unable to pursue its investment objective during that time, and it could reduce the benefit from any upswing in the market. To the extent that the fund has any uninvested cash, the fund would also be subject to risk with respect to the depository institution holding the cash.

**Transamerica International Equity:** Under normal circumstances, the fund seeks to achieve its investment objective by investing at least 80% of its net assets (plus the amount of borrowings, if any, for investment purposes) in equity securities of foreign companies representing at least three countries other than the United States. The fund's sub-adviser, Thompson, Siegel & Walmsley LLC (the "sub-adviser"), currently anticipates investing in at least 12 countries other than the United States. The sub-adviser emphasizes established companies in individual foreign markets and seeks to stress companies and markets that it believes are undervalued. The sub-adviser expects capital growth to be the predominant component of the fund's total return.

Generally, the fund will invest primarily in common stocks of companies listed on foreign securities exchanges, but it may also invest in depositary receipts including American Depositary Receipts ("ADRs"), Global Depositary Receipts ("GDRs") and European Depositary Receipts ("EDRs"). Although the fund will emphasize larger, more seasoned or established companies, it may invest in companies of varying sizes as measured by assets, sales or market capitalization. The fund will invest primarily in securities of companies domiciled in developed markets, but may invest up to 10% of its assets in securities of companies in emerging markets. The sub-adviser seeks to diversify the fund's investments around the world and within markets in an effort to minimize specific country and currency risks.

The sub-adviser employs a relative value process utilizing a combination of quantitative and qualitative methods based on a four-factor valuation screen designed to outperform the MSCI Europe, Australasia and Far East ("EAFE") Index. The initial universe consists of approximately 3,000 actively traded non-U.S. stocks. Parts one and two of the screen attempt to assess a company's attractiveness based on cash flows relative to other international stocks and as compared to their industry or sector peers. The third factor considers the relative earnings prospects of the company. The fourth factor involves looking at the company's recent price action. From the model, approximately 300 stocks are identified for further research. These are the stocks that rank the highest on the basis of these four factors combined. The sub-adviser generally limits its investment universe to companies with a minimum of three years of operating history.

The sub-adviser also performs rigorous fundamental analysis, exploring numerous factors that may affect the outlook for a company. It evaluates publicly available information including sell-side research, company filings, and trade periodicals. The analysts may speak with company management to hear their perspectives and outlook on pertinent business issues. It applies a consistent and disciplined review in a team environment that encourages critical thinking and analysis for each company considered for investment. The fund's portfolio is typically composed of approximately 80-110 stocks is selected as a result of this process.

Established positions in the fund are ranked daily and are reviewed regularly in the same manner to re-examine their fundamental and valuation characteristics. The product team meets periodically to discuss each stock's place in the fund. The sub-adviser employs a consistent sell discipline which includes a significant negative earnings revision, a stock being sold when the catalyst is no longer valid or another stock presents a more attractive opportunity.

The sub-adviser may use derivatives for a variety of purposes, including to earn income and enhance returns, to increase or decrease exposure to a particular market, to manage or adjust the risk profile of the fund, or as alternatives to direct investments.

The fund may invest its assets in cash, cash equivalent securities or short-term debt securities, repurchase agreements and money market instruments. Under adverse or unstable market, economic or political conditions, the fund may take temporary defensive positions in cash and short-term debt securities without limit. Although the fund would do this only in seeking to avoid losses, the fund may be unable to pursue its investment objective during that time, and it could reduce the benefit from any upswing in the market. To the extent that the fund has any uninvested cash, the fund would also be subject to risk with respect to the depository institution holding the cash.

**Transamerica International Growth:** The fund's sub-adviser, TDAM USA Inc. (the "sub-adviser"), invests, under normal circumstances, at least 80% of the fund's net assets (plus the amount of borrowings, if any, for investment purposes) in common stocks and related equity securities, such as preferred stock, convertible securities and depositary receipts, of issuers economically tied to a number of countries throughout the world, including emerging market countries.

In selecting investments for the fund, the sub-adviser seeks companies that have demonstrated superior earnings growth, positive business momentum and sustainable profitability while seeking not to overpay for these growth characteristics. Growth stocks as a group may be out of favor and underperform the overall equity market for a long period of time, for example, while the market favors "value" stocks. The sub-adviser may invest the fund's assets in companies of any size. The fund may also invest in warrants and rights.

The sub-adviser will normally invest the fund's assets in investments economically tied to at least three countries not including the United States. The sub-adviser may invest a large percentage of the fund's assets in issuers in a single country, a small number of countries, or a particular geographic region. The sub-adviser generally considers an issuer of a security or other investment to be economically tied to a particular country if (a) the security or other investment is issued or guaranteed by the government of that country or any of its agencies, authorities or instrumentalities; (b) the issuer is organized under the laws of, and maintains a principal office in, that country; (c) the issuer has its principal securities trading market in that country; (d) the issuer derives 50% or more of its total revenues from goods sold or services performed in that country; (e) the issuer has 50% or more of its assets in that country; or (f) the issuer is included in an index which is representative of that country. For purposes of determining if a security or other investment is considered a foreign security, revenues from goods sold or services performed in all countries other than the United States and assets in all countries other than the United States may be aggregated. For purposes of determining if a security or other investment is considered an emerging market security, revenues from goods sold or services performed in all emerging market countries and assets in all emerging market countries may be aggregated.

The sub-adviser normally allocates the fund's investments across different industries and sectors, but the sub-adviser may invest a significant percentage of the fund's assets in issuers in a single or small number of industries or sectors.

The sub-adviser uses a "bottom-up" investment approach to buying and selling investments for the fund. A "bottom-up" approach is looking at individual companies against the context of broader market factors. Investments are selected primarily based on fundamental analysis of individual issuers and their potential in light of their financial condition, and market, economic, political, and regulatory conditions. Factors considered may include analysis of an issuer's earnings, cash flows, competitive position, and management ability. The sub-adviser uses a quantitative screen to seek to identify companies with growth characteristics, positive earnings sentiment, stable profitability and reasonable valuations. The sub-adviser may engage in active and frequent trading in pursuing the fund's principal investment strategies.

The fund may invest up to 5% of its assets in China A-shares (equity securities of Chinese companies) listed and traded on Chinese stock exchanges such as the Shanghai Stock Exchange or the Shenzhen Stock Exchange.

When a stock displays characteristic no longer consistent with the sub-adviser's style, it is reviewed by the investment professional with the appropriate sector coverage. The sub-adviser typically bases sell decisions on negative changes to the ranking of the stock, a deterioration of the fundamental or qualitative reasons for the original purchase, or to enhance the fund's portfolio with a superior investment idea.



The fund may invest its assets in cash, cash equivalent securities or short-term debt securities, repurchase agreements and money market instruments. Under adverse or unstable market, economic or political conditions, the fund may take temporary defensive positions in cash and short-term debt securities without limit. Although the fund would do this only in seeking to avoid losses, the fund may be unable to pursue its investment objective during that time, and it could reduce the benefit from any upswing in the market. To the extent that the fund has any uninvested cash, the fund would also be subject to risk with respect to the depository institution holding the cash.

**Transamerica International Small Cap Value:** The fund's sub-adviser, Thompson, Siegel & Walmsley LLC (the "sub-adviser"), invests under normal circumstances, at least 80% of the fund's net assets (plus the amount of borrowings, if any, for investment purposes) in small-capitalization companies ("small-cap companies"). The sub-adviser considers small-cap companies to be those with market capitalizations within the range of the fund's benchmark, the MSCI EAFE Small Cap Index, at the time of investment (between \$200 million and \$8 billion). The fund primarily invests in equity securities of small-cap companies located outside the United States. The sub-adviser seeks stocks that it believes are undervalued. The sub-adviser expects capital growth to be the predominant component of the fund's total return.

Generally, the fund will invest primarily in common stocks of companies listed on foreign securities exchanges, but it may also invest in depository receipts including American Depositary Receipts ("ADRs"), Global Depositary Receipts ("GDRs") and European Depositary Receipts ("EDRs"). Although the fund will emphasize small-cap companies, it may invest in companies of varying sizes as measured by assets, sales or market capitalization. The fund will invest primarily in securities of companies domiciled in developed markets, but may invest up to 25% of its net assets in securities of companies in emerging markets. The sub-adviser seeks to diversify the fund's investments around the world and within markets in an effort to moderate specific country and currency risks.

The sub-adviser employs a relative value process utilizing a combination of quantitative and qualitative methods based on a four-factor valuation screen designed to outperform the MSCI Europe, Australia and Far East ("EAFE") Small Cap Index. The sub-adviser also performs rigorous fundamental analysis. The fund's portfolio is typically composed of approximately 80-120 securities as a result of this process. Value stocks as a group may be out of favor and underperform the overall equity market for a long period of time, for example, while the market favors "growth" stocks.

The sub-adviser employs a consistent sell discipline, regularly reviewing the investment thesis and valuation for each stock and selling those where the catalyst is no longer valid or where another stock presents a significantly better combination of risk and reward. The sub-adviser trims and reviews for elimination any stock that suffers a significant negative earnings revision and eliminates any stock whose market capitalization reaches twice the maximum market cap of the fund's benchmark, the MSCI EAFE Small Cap Index.

The fund may invest its assets in cash, cash equivalent securities or short-term debt securities, repurchase agreements and money market instruments. Under adverse or unstable market, economic or political conditions, the fund may take temporary defensive positions in cash and short-term debt securities without limit. Although the fund would do this only in seeking to avoid losses, the fund may be unable to pursue its investment objective during that time, and it could reduce the benefit from any upswing in the market. To the extent that the fund has any uninvested cash, the fund would also be subject to risk with respect to the depository institution holding the cash.

**Transamerica International Stock:** The fund invests, under normal market conditions, at least 80% of its net assets (plus the amount of borrowings, if any, for investment purposes) in equity securities of companies economically tied to countries outside of the U.S. Equity securities include common and preferred stocks, warrants or rights exercisable into common or preferred stock, convertible preferred stock, American Depositary Receipts ("ADRs"), Global Depositary Receipts ("GDRs") and European Depositary Receipts ("EDRs"). Issuers considered to be economically tied to countries outside of the U.S. include, without limitation: (1) an issuer organized under the laws of or maintaining a principal office or principal place(s) of business outside of the U.S.; (2) an issuer of securities that are principally traded in one or more markets outside the U.S.; (3) an issuer that derives or is currently expected to derive 50% or more of its total sales, revenues, profits, earnings, growth, or another measure of economic activity from, the production or sale of goods or performance of services or making of investments or other economic activity in, one or more countries outside of the U.S., or that maintains or is currently expected to maintain 50% or more of its employees, assets, investments, operations, or other business activity outside of the U.S.; (4) a governmental or quasi-governmental entity of a country outside of the U.S.; (5) an issuer of securities that has been classified as non-U.S. by MSCI; or (6) if not covered by MSCI, an issuer of securities that the sub-adviser reasonably believes would be classified as non-U.S. by MSCI, based on MSCI's classification methodology. The fund's sub-adviser, ClariVest Asset Management LLC (the "sub-adviser"), may consider any one of the six factors when making a determination whether an issuer is "economically tied" to a country outside of the U.S.

In selecting securities for the fund, the fund's sub-adviser utilizes quantitative tools (including an internally developed algorithm) and qualitative analysis in a "bottom-up" investment process to help identify securities that it believes can improve the fund from a risk-reward perspective, with an emphasis on companies that the sub-adviser views as exhibiting characteristics of accelerating growth, favorable valuation, or both. The sub-adviser constructs a portfolio that seeks to maximize expected return, subject to constraints designed to meet long-run expected active risk goals.

As a part of its investment process, the sub-adviser considers environmental, social and governance (“ESG”) factors as part of its fundamental analysis with the view ESG related events and characteristics have the potential to impact (positively or negatively) the return profile of companies. The goal is to seek to identify material ESG risks for each company and the potential for financial impacts.

The fund may invest in exchange-traded funds (“ETFs”) in order to equitize cash positions, seek exposure to certain markets or market sectors and to hedge against certain market movements. The fund generally sells securities when they no longer meet the sub-adviser’s investment criteria and/or to take advantage of what are believed by the sub-adviser to be more attractive investment opportunities.

The fund’s benchmark is the MSCI EAFE Index which measures large- and mid-cap equity performance across 21 of 23 developed countries, excluding the U.S. and Canada.

The fund may invest its assets in cash, cash equivalent securities or short-term debt securities, repurchase agreements and money market instruments. Under adverse or unstable market, economic or political conditions, the fund may take temporary defensive positions in cash and short-term debt securities without limit. Although the fund would do this only in seeking to avoid losses, the fund may be unable to pursue its investment objective during that time, and it could reduce the benefit from any upswing in the market. To the extent that the fund has any uninvested cash, the fund would also be subject to risk with respect to the depository institution holding the cash.

**Transamerica Large Cap Value:** Under normal circumstances, the fund will invest at least 80% of its net assets (plus the amount of borrowings, if any, for investment purposes) in equity securities of large cap companies. The fund considers large cap companies to be companies with capitalizations at the time of investment within the range of companies included in the Russell 1000® Index. As of December 31, 2020, the market capitalization range of the Russell 1000® Index was between approximately \$600 million and \$2.3 trillion. The fund’s sub-adviser, Rothschild & Co Asset Management US Inc. (the “sub-adviser”), normally focuses primarily on companies with market capitalizations greater than \$5 billion. The fund typically holds between 35 and 50 positions. The fund’s benchmark is the Russell 1000® Value Index.

The sub-adviser will employ a relative value approach, combining a quantitative screening tool to identify attractive candidate securities with a bottom-up fundamental research process to select and weight individual securities. Valuation is assessed by the sub-adviser on both a relative and absolute basis. The sub-adviser generally invests in securities it believes to be attractively valued with the potential to exceed investor expectations and may sell securities that no longer meet the fund’s investment criteria. Value stocks as a group may be out of favor and underperform the overall equity market for a long period of time, for example, while the market favors “growth” stocks.

The fund will generally invest in companies across a variety of industries and sectors. The fund will normally invest primarily in common stock and depository receipts. The fund may invest up to 20% of its net assets in non-U.S. securities. The sub-adviser considers non-U.S. securities to include issuers organized or located outside the U.S. and/or that trade primarily in a market located outside the U.S. The fund may invest up to 20% of its net assets in small and/or medium capitalization companies.

The fund may invest its assets in cash, cash equivalent securities or short-term debt securities, repurchase agreements and money market instruments. Under adverse or unstable market, economic or political conditions, the fund may take temporary defensive positions in cash and short-term debt securities without limit. Although the fund would do this only in seeking to avoid losses, the fund may be unable to pursue its investment objective during that time, and it could reduce the benefit from any upswing in the market. To the extent that the fund has any uninvested cash, the fund would also be subject to risk with respect to the depository institution holding the cash.

**Transamerica Mid Cap Growth:** The fund normally invests primarily in stocks of medium sized companies which the fund’s sub-adviser, Wellington Management Company LLP (the “sub-adviser”), believes will earn high returns on invested capital, benefit from long term secular growth trends, and meet the sub-adviser’s long term valuation criteria. Under normal circumstances, the sub-adviser invests at least 80% of the fund’s net assets (plus the amount of borrowings, if any, for investment purposes) in securities of medium sized (or mid-cap) companies and other investments with similar economic characteristics. The sub-adviser considers mid-cap companies to be companies with market capitalizations that, at the time of initial purchase, are within the range of capitalization of the companies that are included in the Russell Midcap® Growth Index. As of December 31, 2020, the market capitalizations of companies in the Russell Midcap® Growth Index ranged from approximately \$0.6 billion to \$59.7 billion. Over time, the capitalizations of the companies in the Russell Midcap® Growth Index will change. As they do, the size of the companies in which the fund invests may change.

The fund’s equity securities may include common stocks and preferred stocks listed on the New York Stock Exchange and on other national securities exchanges and, generally to a lesser extent, stocks that are traded over-the-counter. The fund normally emphasizes common stocks. The fund may also invest in foreign securities. Growth stocks as a group may be out of favor and underperform the overall equity market for a long period of time, for example, while the market favors “value” stocks.

The sub-adviser may sell investments when (i) it believes that they no longer offer attractive future returns compared with other investment opportunities, its underlying investment thesis has changed, it believes the investment presents undesirable risks, or in an attempt to limit losses on the investment.

The fund may also invest its assets in cash, cash equivalent securities or short-term debt securities, repurchase agreements and money market instruments. Generally, 5% or less of the fund's assets will be invested in cash and cash equivalents.

Under adverse or unstable market, economic or political conditions, the fund may take temporary defensive positions in cash and short-term debt securities without limit. Although the fund would do this only in seeking to avoid losses, the fund may be unable to pursue its investment objective during that time, and it could reduce the benefit from any upswing in the market. To the extent that the fund has any uninvested cash, the fund would also be subject to risk with respect to the depository institution holding the cash.

**Transamerica Mid Cap Value Opportunities:** Under normal circumstances, the fund invests at least 80% of its net assets (plus the amount of borrowings, if any, for investment purposes) in equity securities of mid cap companies. The fund's sub-adviser, Thompson, Siegel & Walmsley LLC (the "sub-adviser"), considers mid cap companies to be those companies, at the time of purchase, with market capitalizations within the range of companies included in the Russell Midcap<sup>®</sup> Value Index (between approximately \$4.4 billion and \$32 billion as of June 29, 2020, the date of the last reconstitution). The size of the companies in the Russell Midcap<sup>®</sup> Value Index will change with market conditions. The fund invests primarily in common stocks. The fund may invest in other equity and non-equity securities, including preferred stocks, convertible securities and foreign securities, which may take the form of depository receipts.

The sub-adviser seeks to invest in companies it believes present a value or potential worth that is not recognized by prevailing market prices or that have experienced some fundamental changes and are intrinsically undervalued by the investment community. The sub-adviser's mid cap value process uses a combination of quantitative and qualitative methods and is based on a four-factor valuation screen. Parts one and two of the screen attempt to assess a company's discount to private market value relative to other mid cap stocks. The third factor considers the relative earnings prospects of the company. The fourth factor involves looking at the company's recent price action. Value stocks as a group may be out of favor and underperform the overall equity market for a long period of time, for example, while the market favors "growth" stocks.

The sub-adviser's analysts also explore numerous factors that might affect the outlook for a company. They evaluate publicly available information including, but not limited to, sell-side research, company filings, and trade periodicals. The analysts may speak with company management to hear their perspectives and outlook on pertinent business issues. They apply a consistent and disciplined review in a team environment that encourages critical thinking and analysis for each company considered for investment.

The sub-adviser generally considers selling a security when the catalyst for the investment is no longer valid, when the sub-adviser believes that another stock will have a higher expected return, or for portfolio risk management. The fund generally engages in active and frequent trading of portfolio securities as part of its principal investment strategy.

The fund may invest its assets in cash, cash equivalent securities or short-term debt securities, repurchase agreements and money market instruments. Under adverse or unstable market, economic or political conditions, the fund may take temporary defensive positions in cash and short-term debt securities without limit. Although the fund would do this only in seeking to avoid losses, the fund may be unable to pursue its investment objective during that time, and it could reduce the benefit from any upswing in the market. To the extent that the fund has any uninvested cash, the fund would also be subject to risk with respect to the depository institution holding the cash.

**Transamerica MLP & Energy Income:** Under normal circumstances, the fund's sub-adviser, Kayne Anderson Capital Advisors, L.P. (the "sub-adviser"), seeks to achieve the fund's stated objective by investing at least 80% of the fund's net assets (plus the amount of borrowings, if any, for investment purposes) in the equity and debt securities of energy master limited partnerships ("MLPs"), MLP-related entities, energy infrastructure companies and other issuers in the energy sector. The sub-adviser considers "energy sector" issuers to consist of companies involved in exploring, developing, producing, generating, transporting, transmitting, storing, gathering, processing, refining, distributing, mining or marketing of natural gas, natural gas liquids, crude oil, refined products, coal, electricity or renewable energy, such as solar, wind, hydroelectric, geothermal and biomass power ("energy-related assets").

MLPs are publicly traded partnerships that principally own and operate assets used in energy logistics, including, but not limited to, assets used in transporting, storing, gathering, processing, distributing, or marketing of natural gas, natural gas liquids, crude oil or refined products ("midstream assets"). MLPs may also include general partner MLPs whose assets consist of ownership interests of an affiliated MLP (which may include general partnership interests, incentive distribution rights, common units and subordinated units).

MLP-related entities include companies structured as MLPs that have elected to be taxed as corporations for federal income tax purposes. MLP-related entities are not treated as publicly traded partnerships for federal income tax purposes. Energy infrastructure companies are companies that own or operate midstream assets. This includes companies that (i) derive at least 50% of their revenues or operating income from midstream assets or (ii) have midstream assets that represent a majority of their assets. Energy infrastructure companies are not structured as MLPs and are taxed as corporations. Investments in other issuers in the energy sector will consist of companies that own, operate or provide services to energy-related assets.

Equity investments by the fund may include securities of any capitalization that are publicly traded on an exchange or in the over-the-counter market, including MLP and limited liability company common units; the equity securities issued by MLP-related entities, such as common shares of corporations that own, directly or indirectly, MLP general partner interests; and other investment companies that invest in MLPs and energy infrastructure companies.

The fund may invest in the debt securities of issuers in the energy sector, but not more than 10% of its total assets may be invested in debt securities that are rated below investment grade (commonly known as “junk bonds”), including defaulted securities.

The fund may directly invest up to, but not more than, 25% of its total assets in equity or debt securities of MLPs and other entities that are treated as qualified publicly traded partnerships for federal income tax purposes.

The fund may use short sales, arbitrage and other strategies in an effort to generate additional return, the maximum exposure to which may not exceed 20% of the fund’s net assets. As part of such strategies, the fund may (1) engage in paired long short trades in an attempt to arbitrage pricing disparities in securities held in the fund (e.g., establishing a long or short position in the equity of an MLP issuer while simultaneously establishing an opposite position in an affiliated MLP-related entity or other affiliated equity security); (2) trade call or put options; (3) enter into total return swaps or credit default contracts; or (4) sell securities short. The fund may also invest in foreign securities, but generally will not invest more than 10% of the fund’s assets in foreign securities. The fund only invests in securities traded on U.S. and Canadian exchanges.

Options trading is not a core strategy of the fund, but may be used by the sub-adviser to monetize existing positions when price targets are reached, to generate income and to help hedge the fund. In addition, when the sub-adviser elects to take both long and short positions, it seeks to provide some protection in down markets when compared to a fund that takes only long positions.

The fund may invest a significant portion of its assets in cash, cash equivalent securities or short-term debt securities, repurchase agreements and money market instruments to serve as collateral for the positions the fund takes, to earn income, and for cash management purposes.

The above investment restrictions apply at the time of purchase, and the fund will not be required to reduce a position due solely to market value fluctuations in order to comply with these restrictions.

The fund is non-diversified.

The sub-adviser’s investment process typically includes the identification of entry and exit prices. These prices may be based on the sub-adviser’s fundamental analysis of the value of the investment, its relative value analysis where the entry or exit price should be based on dollar or yield spreads, or both. The sub-adviser also routinely discusses sell prices in order to evaluate the relative attractiveness of existing positions versus proposed investments.

The fund may invest its assets in cash, cash equivalent securities or short-term debt securities, repurchase agreements and money market instruments. Under adverse or unstable market, economic or political conditions, the fund may take temporary defensive positions in cash and short-term debt securities without limit. Although the fund would do this only in seeking to avoid losses, the fund may be unable to pursue its investment objective during that time, and it could reduce the benefit from any upswing in the market. To the extent that the fund has any uninvested cash, the fund would also be subject to risk with respect to the depository institution holding the cash.

**Transamerica Multi-Asset Income:** The fund’s sub-adviser, Thompson, Siegel & Walmsley LLC (the “sub-adviser”), deploys an active strategy that normally seeks to invest in a range of securities, including primarily U.S. stocks with market capitalizations at the time of purchase in excess of \$3 billion, preferred stocks, and income producing fixed income securities. Under normal market conditions, the fund invests in a diversified portfolio of credit and equity securities and may shift its investments from one asset class to another in seeking to achieve the fund’s income objective.

The sub-adviser employs a strategic approach to asset allocation and uses a bottom-up fundamental investment approach to security selection. The sub-adviser expects to generally invest the fund’s portfolio in a mix of common stock, preferred stock and fixed income securities, normally targeting allocations of 40%, 20% and 40%, respectively for these security types. Depending on market factors, these allocations may range from approximately 20% to 60% for common stock, 0% to 40% for preferred stock and 20% to 60% for fixed income securities.

The equity securities in which the fund invests typically consist primarily of common stocks. Debt securities in which the fund invests normally include primarily high yield bonds (also known as “junk bonds”), although the fund may hold other fixed income securities including various fixed, floating and variable rate instruments, secured and unsecured bonds, bonds convertible into common stock, senior floating rate and term loans, debentures, shorter term instruments and closed-end funds. The fund may invest all of its fixed income allocation in securities that are rated below investment grade. The fund may invest in fixed-income securities of any maturity and does not have a target average duration. The fund maintains the flexibility to invest in securities of companies from a variety of

sectors, but from time to time, based on economic conditions, the fund may have significant investments in one or more particular sectors. The fund may also invest up to 25% of its assets in foreign securities, either directly or through depositary receipts. The fund may also invest in exchange-traded funds ("ETFs").

The sub-adviser typically sells stocks for several reasons, including when (i) conditions that the sub-adviser believed would increase the stock's value are no longer present, (ii) the sub-adviser deems another investment opportunity to be more appropriate for the fund, (iii) the sub-adviser's risk guidelines require the sale of the stock, or (iv) the fund's position in the stock is no longer consistent with the fund's investment strategies.

The fund may invest its assets directly, or through ETFs, in cash, cash equivalent securities or short-term debt securities, repurchase agreements and money market instruments. Under adverse or unstable market, economic or political conditions, the fund may take temporary defensive positions in cash and short-term debt securities without limit. Although the fund would do this only in seeking to avoid losses, the fund may be unable to pursue its investment objective during that time, and it could reduce the benefit from any upswing in the market. To the extent that the fund has any uninvested cash, the fund would also be subject to risk with respect to the depository institution holding the cash.

**Transamerica Multi-Managed Balanced:** Under normal circumstances, the fund invests approximately 60% of its net assets in equity securities and approximately 40% of its net assets in fixed-income securities (investing at least 25% of its net assets in fixed-income senior securities being those securities that rank above another security in the event of the company's bankruptcy or liquidation). The fund has two sub-advisers. J.P. Morgan Investment Management Inc. (the "equity sub-adviser") manages the equity component of the fund and Aegon USA Investment Management, LLC (the "fixed-income sub-adviser") manages the fixed-income component of the fund. The fund's investment manager, Transamerica Asset Management, Inc., monitors the allocation of the fund's assets between the equity sub-adviser and the fixed-income sub-adviser and rebalances the allocation periodically to maintain these approximate allocations. Each sub-adviser varies the percentage of assets invested in any one type of security in accordance with its interpretation of economic and market conditions, fiscal and monetary policy, and underlying securities values.

- **Equity component** – The equity sub-adviser seeks to achieve the fund's objective by investing, under normal circumstances, at least 80% of the equity component's net assets in equity securities of large- and medium-capitalization U.S. companies. The fund may invest in foreign companies. The equity sub-adviser will normally keep the equity component as fully invested in equity securities as practicable. Industry by industry, the fund's weightings are generally similar to those of the S&P 500<sup>®</sup>. The equity sub-adviser normally does not look to overweight or underweight industries. Holdings by industry sector will normally approximate those of the S&P 500<sup>®</sup>. The equity sub-adviser may use stock index futures to equitize cash in order to gain general equity market exposure.

As a part of its investment process, the equity sub-adviser seeks to assess and integrate into the analytical process the equity sub-adviser's views of the impact of environmental, social and governance ("ESG") factors (including accounting and tax policies, disclosure and investor communication, shareholder rights and remuneration policies) on the cash flows of many companies in which it may invest to seek to identify issuers that the equity sub-adviser believes will be negatively impacted by such factors relative to other issuers. These determinations may not be conclusive and securities of such issuers may be purchased and retained by the portfolio.

- **Fixed-income component** – Under normal circumstances, the fixed-income component of the fund is invested primarily in investment grade debt securities, which may include: investment grade corporate debt securities, U.S. government obligations, mortgage-backed securities guaranteed by U.S. government agencies and instrumentalities, and private residential mortgage-backed securities. The fixed-income component's portfolio weighted average duration will typically range from 3 to 10 years.

The fixed-income sub-adviser may also invest the fund's assets in U.S. Treasury and agency securities, municipal bonds, asset-backed securities (including collateralized loan obligations ("CLO"s), collateralized bond obligations ("CBO"s) and collateralized debt obligations ("CDO"s)), commercial mortgage-backed securities ("CMBS"), high quality short-term debt obligations and repurchase agreements. The fixed-income sub-adviser's investments for the fund may include debt securities of foreign issuers, including emerging market debt securities. The fixed-income sub-adviser may invest the fund's assets in securities that are denominated in U.S. dollars and in foreign currencies.

The fund may invest up to 10% of the fixed-income component's net assets in emerging market debt securities and up to 10% of the fixed-income component's net assets in high-yield debt securities (commonly referred to as "junk bonds"), but may invest no more than 15% of the fixed-income component's net assets in emerging market debt securities and high-yield debt securities combined. Investment grade debt securities carry a rating of at least BBB from Standard & Poor's or Fitch or Baa from Moody's or are of comparable quality as determined by the fixed-income sub-adviser.

In managing the fund's fixed-income component, the fixed-income sub-adviser uses a combination of a global "top-down" analysis of the macroeconomic and interest rate environment and proprietary "bottom-up" research of corporate and government debt, and other debt instruments. In the fixed-income sub-adviser's "top-down" approach, the fixed-income sub-adviser analyzes various fundamental, technical, sentiment and valuation factors that affect the movement of markets and securities prices worldwide. In its proprietary

“bottom-up” research, the fixed-income sub-adviser considers various fundamental and other factors, such as creditworthiness, capital structure, covenants, cash flows and, as applicable, collateral. The fixed-income sub-adviser’s research analysts integrate environmental, social and governance matters within their analytical process alongside traditional credit analysis. The fixed-income sub-adviser uses this combined “top down” and “bottom up” approach to determine sector, security, yield curve positioning, and duration positions for the fixed-income component of the fund.

The fixed-income sub-adviser may sell a security for different reasons, including due to changes in credit outlook or security values.

The equity sub-adviser may sell a security for several reasons. A security may be sold due to a change in the company’s fundamentals or if the equity sub-adviser believes the security is no longer attractively valued. Investments may also be sold if the equity sub-adviser identifies a stock that it believes offers a better investment opportunity.

The fund may, but is not required to, engage in certain investment strategies involving derivatives, such as options, futures, forward currency contracts and swaps, including, but not limited to, interest rate, total return and credit default swaps. These investment strategies may be employed as a hedging technique, as a means of altering investment characteristics of the fund’s portfolio (such as shortening or lengthening duration), in an attempt to enhance returns or for other purposes.

The fund may purchase securities on a when-issued, delayed delivery or forward commitment basis.

The fund may invest its assets in cash, cash equivalent securities or short-term debt securities, repurchase agreements and money market instruments. Under adverse or unstable market, economic or political conditions, the fund may take temporary defensive positions in cash and short-term debt securities without limit. Although the fund would do this only in seeking to avoid losses, the fund may be unable to pursue its investment objective during that time, and it could reduce the benefit from any upswing in the market. To the extent that the fund has any uninvested cash, the fund would also be subject to risk with respect to the depository institution holding the cash.

**Transamerica Short-Term Bond:** The fund’s sub-adviser, Aegon USA Investment Management, LLC (the “sub-adviser”), seeks to achieve the fund’s objective by investing, under normal circumstances, at least 80% of the fund’s net assets (plus the amount of borrowings, if any, for investment purposes) in fixed-income securities. The fund’s portfolio weighted average duration will typically range from 1 to 2.5 years. Duration is a measure used to determine the sensitivity of a security’s price to changes in interest rates. The longer a security’s duration, the more sensitive it will be to changes in interest rates.

Securities in which the fund may invest include:

- corporate debt securities of U.S. issuers;
- debt securities of foreign issuers that are denominated in U.S. dollars, including foreign corporate issuers and foreign governments;
- obligations issued or guaranteed by the U.S. government, its agencies and instrumentalities;
- asset-backed securities and mortgage-backed securities, including commercial mortgage-backed securities; and
- bank loans.

The fund expects to typically invest no more than 10% of its net assets, but may invest up to 20% of its net assets, in high-yield debt securities (commonly known as “junk bonds”). Junk bonds are high-risk debt securities rated below investment grade (that is, securities rated below BBB by Standard & Poor’s or Fitch or below Baa by Moody’s or, if unrated, determined to be of comparable quality by the fund’s sub-adviser). The fund may invest up to 10% of its net assets in emerging market securities.

The sub-adviser uses a combination of a global “top-down” analysis of the macroeconomic and interest rate environment and proprietary “bottom-up” research of corporate and government debt, and other debt instruments. In the sub-adviser’s “top-down” approach, the sub-adviser analyzes various fundamental, technical, sentiment and valuation factors that affect the movement of markets and securities prices worldwide. This information helps to inform the sub-adviser’s decisions regarding the fund’s duration, yield-curve positioning and level of exposure to various asset classes. In its proprietary “bottom-up” research, the sub-adviser considers various fundamental and other factors, such as creditworthiness, capital structure, covenants, cash flows and, as applicable, collateral. The sub-adviser’s research analysts integrate environmental, social and governance matters within their analytical process alongside traditional credit analysis.

The fund may, but is not required to, engage in certain investment strategies involving derivatives, such as options, futures, forward currency contracts and swaps, including, but not limited to, interest rate and total return swaps. These investment strategies may be employed as a hedging technique, as a means of altering investment characteristics of the fund’s portfolio (such as shortening or lengthening duration), in an attempt to enhance returns or for other purposes.

The fund may purchase securities on a when-issued, delayed delivery or forward commitment basis.

Bank obligations purchased for the fund are limited to U.S. or foreign banks with total assets of \$1.5 billion or more. Similarly, savings association obligations purchased for the fund are limited to U.S. savings association obligations issued by U.S. savings banks with total assets of \$1.5 billion or more.

The sub-adviser may sell a security for different reasons, including due to changes in credit outlook or security values.

The fund may invest its assets in cash, cash equivalent securities or short-term debt securities, repurchase agreements and money market instruments. Under adverse or unstable market, economic or political conditions, the fund may take temporary defensive positions in cash and short-term debt securities without limit. Although the fund would do this only in seeking to avoid losses, the fund may be unable to pursue its investment objective during that time, and it could reduce the benefit from any upswing in the market. To the extent that the fund has any uninvested cash, the fund would also be subject to risk with respect to the depository institution holding the cash.

**Transamerica Small Cap Growth:** Under normal circumstances, the fund invests at least 80% of its net assets (plus the amount of borrowing, if any, for investment purposes) in stocks of small capitalization companies. The fund's sub-adviser, Ranger Investment Management, L.P. (the "sub-adviser"), primarily focuses on seeking to identify high quality, high-growth small capitalization companies. The sub-adviser considers small capitalization companies to be companies with market capitalizations that, at the time of initial purchase, have either market capitalizations between \$100 million and \$2 billion or within the range of the Russell 2000® Growth Index, which as of May 29, 2020, the most recent reconstitution date of the index, was between \$36 million and \$6.0 billion.

The sub-adviser's approach to security selection seeks quality growth companies by implementing a "bottom-up", fundamental research driven security selection process. The sub-adviser's focus is to attempt to identify companies with characteristics such as high recurring revenue, steady and/or accelerating sales growth, strong balance sheets and free cash flows, stable/expanding margins, and superior return on equity/return on invested capital. In addition to the extensive quantitative analysis, careful consideration is given to qualitative analysis. The sub-adviser incorporates a preference towards companies with certain qualitative characteristics such as conservative accounting practices, seasoned management team with high corporate integrity, sustainable competitive advantage and ability to grow market share, sound corporate governance, and unique demand drivers. Once these quantitative and qualitative characteristics are analyzed, the sub-adviser then determines whether it believes a company is undervalued and has sufficient upside to the stock price to warrant an investment. The fund is managed using the growth style of investing. At any given time, growth stocks may be out of favor and underperform the overall equity market.

The sub-adviser also views environmental, social and governance ("ESG") factors as another input alongside traditional fundamental financial analysis when making investment decisions. The sub-adviser evaluates a company's ESG strengths and weaknesses based on its internal research process, public company documents, websites, SEC filings, third-party research, and conversations with management. The goal of this process is to identify material ESG risks and opportunities for each company and the potential for financial impacts.

The fund may invest in foreign securities through American Depositary Receipts ("ADRs"), and generally will not invest more than 10% of the fund's assets in foreign securities. The fund only invests in securities traded on U.S. exchanges.

The sub-adviser's identification and evaluation of fundamental, valuation and technical factors generally lead to most sell decisions in the fund.

The fund may invest its assets in cash, cash equivalent securities or short-term debt securities, repurchase agreements and money market instruments. Under adverse or unstable market, economic or political conditions, the fund may take temporary defensive positions in cash and short-term debt securities without limit. Although the fund would do this only in seeking to avoid losses, the fund may be unable to pursue its investment objective during that time, and it could reduce the benefit from any upswing in the market. To the extent that the fund has any uninvested cash, the fund would also be subject to risk with respect to the depository institution holding the cash.

**Transamerica Small Cap Value:** The fund's sub-adviser, Peregrine Capital Management, LLC (the "sub-adviser") invests, under normal circumstances, at least 80% of the fund's net assets (plus the amount of borrowings, if any, for investment purposes) in equity securities of small-capitalization companies. The fund generally considers a small-capitalization company to be a company with a market capitalization within the range of the Russell 2000® Value Index at the time of initial purchase. As of December 31, 2020, the market capitalization range of the Russell 2000 Value Index was between \$11.8 million and \$13.3 billion. The equity securities in which the fund invests are primarily common stocks of U.S. companies.

The sub-adviser uses a proprietary, quantitative screening process designed to identify the least expensive small cap stocks across each sector. This screening process narrows the investment universe and allows the sub-adviser to focus its fundamental research and analysis on the stocks that the sub-adviser believes are the most undervalued relative to their respective sector peer group. Fundamental research is primarily conducted through financial statement analysis, meetings with company management teams, and interacting with sell-side research analysts. Through its fundamental research and analysis, the sub-adviser seeks to uncover one or more of the following five Value Buy Criteria that the sub-adviser believes may act as a catalyst for stock appreciation:

- **Resolvable Short-Term Problem** – Companies that may have gone through a negative fundamental event that has had an impact on stock price and valuation, and the sub-adviser believes the company has a pathway to resolve the problem within a reasonable period of time.

- Catalyst for Change – Companies that may have a material fundamental event going on that the sub-adviser believes the market is not pricing in to the valuation of the stock.
- Unrecognized Assets – Companies that the sub-adviser believes may have some intrinsic value that the market is not appreciating and the sub-adviser believes there is a pathway to unlocking that value within the near to moderate term.
- Fundamental Undervaluation – Companies that the sub-adviser believes lack significant sponsorship from the sell-side community and may have strong margins and growth but are in the 10-15% of the lowest valued names in a sector.
- Take-Over Potential – Companies that the sub-adviser believes have assets that would be more attractive in the hands of other owners.

The sub-adviser may sell a stock when the sub-adviser believes it has become fairly valued or when signs of fundamental deterioration appear. The sub-adviser may actively trade portfolio securities. Value stocks as a group may be out of favor and underperform the overall equity market for a long period of time, for example, while the market favors “growth” stocks.

The sub-adviser researches environmental, social and governance (“ESG”) factors as part of its “bottom-up”, fundamental analysis. As part of this research, the sub-adviser utilizes information from the MSCI ESG database. The MSCI ESG database provides real-time reports that notify the sub-adviser of any changes in MSCI’s objective ESG assessment of portfolio holdings.

From time to time, the fund may invest up to 10% of its assets in exchange-traded funds (“ETFs”) in order to manage market liquidity and equitize cash. The fund may also invest some of its assets in cash or in money market instruments, including U.S. Government obligations and repurchase agreements, or make other short-term debt investments to maintain liquidity.

The sub-adviser may sell a holding for different reasons, such as if the security trades at a premium to the intrinsic value assigned to it by the sub-adviser, if the issuer of the security exhibits deteriorating operating results or shows a meaningful increase in financial leverage or if the sub-adviser identifies investment alternatives that it deems more attractive.

The fund may invest its assets in cash, cash equivalent securities or short-term debt securities, repurchase agreements and money market instruments. Under adverse or unstable market, economic or political conditions, the fund may take temporary defensive positions in cash and short-term debt securities without limit. Although the fund would do this only in seeking to avoid losses, the fund may be unable to pursue its investment objective during that time, and it could reduce the benefit from any upswing in the market. To the extent that the fund has any uninvested cash, the fund would also be subject to risk with respect to the depository institution holding the cash.

**Transamerica Small/Mid Cap Value:** The fund’s sub-advisers, Systematic Financial Management, L.P. and Thompson, Siegel & Walmsley LLC (the “sub-advisers”), seek to achieve the fund’s objective by investing, under normal circumstances, at least 80% of the fund’s net assets (plus the amount of borrowings, if any, for investment purposes) in small- and mid-cap equity securities (U.S. equity securities, American Depositary Receipts (“ADRs”) and foreign securities trading on U.S. markets).

The fund defines small- and mid-cap equities as companies whose market capitalization falls within the range of securities comprising the Russell 2000<sup>®</sup> Index and the Russell Midcap Index respectively, or within the range of the Russell 2500<sup>®</sup> Index, whichever is broader at the time of purchase. Over time, the capitalizations of the companies in the index will change. As they do, the size of the companies in which the fund invests may change. As of December 31, 2020, the market capitalization range of securities comprising the Russell 2000<sup>®</sup> Index was between \$6 million and \$21.1 billion, the market capitalization range of securities comprising the Russell Midcap<sup>®</sup> Index was between \$0.6 billion and \$59.7 billion, and the market capitalization range of securities comprising the Russell 2500<sup>®</sup> Index was between \$6 million and \$31.6 billion.

The fund’s investment manager, Transamerica Asset Management, Inc., determines the allocation of the fund’s assets between the fund’s sub-advisers and rebalances the allocation periodically to normally maintain an approximate allocation of 60% of the fund’s assets to Thompson, Siegel & Walmsley LLC and 40% of the fund’s assets to Systematic Financial Management, L.P. The fund emphasizes investments in common stocks.

Thompson, Siegel & Walmsley LLC is the sub-adviser for the mid cap sleeve. In the mid-cap sleeve the sub-adviser seeks to invest in companies it believes present a value or potential worth that is not recognized by prevailing market prices or that have experienced some fundamental changes and are intrinsically undervalued by the investment community. The sub-adviser’s mid-cap value process uses a combination of quantitative and qualitative methods and is based on a four-factor valuation screen. Factors one and two of the screen attempt to assess a company’s discount to private market value relative to other mid-cap stocks. The third factor considers the relative earnings prospects of the company. The fourth factor involves looking at the company’s recent price action.

Systematic Financial Management, L.P. is the sub-adviser for the small-cap sleeve. In the small-cap sleeve, the sub-adviser generally will invest in common stocks of companies with small capitalizations that are attractively valued and possess low price cash flow ratios or, in the case of certain financial stocks, low price/earnings ratios and/or low price/book ratios. The sub-adviser’s security selection process generally favors companies with strong operating cash flow, strong free cash flow, limited financial leverage and strong debt



coverage. Trends in balance sheet items including inventories, accounts receivable, and payables are scrutinized as well. The sub-adviser also reviews the company's products/services, market position, industry condition, financial and accounting policies and quality of management.

The fund's investment methodology unifies what both sub-advisers deem to be the best attributes of quantitative screening and fundamental research in an integrated and repeatable process designed to outperform the Russell 2500® Value Index over the long term. Under normal market conditions, cash and cash equivalents are generally less than 5% of the portfolio value. Value stocks as a group may be out of favor and underperform the overall equity market for a long period of time, for example, while the market favors "growth" stocks.

The fund may invest up to 10% of its total assets in the securities of foreign issuers, including ADRs and foreign securities trading on U.S. markets. The fund may also invest in real estate investment trusts ("REITs") and may invest up to 5% of its total net assets in exchange traded funds ("ETFs").

The small-cap sleeve sub-adviser may sell a holding for different reasons, such as if the security trades at a premium to the intrinsic value assigned to it by the small-cap sleeve sub-adviser, if the issuer of the security exhibits deteriorating operating results or shows a meaningful increase in financial leverage or if the small-cap sleeve sub-adviser identifies investment alternatives that it deems more attractive.

The mid-cap sleeve sub-adviser typically sells stocks for several reasons, including when (i) conditions that the mid-cap sleeve sub-adviser believed would increase the stock's value are no longer present, (ii) the mid-cap sleeve sub-adviser deems another investment opportunity to be more appropriate for the fund, (iii) the mid-cap sleeve sub-adviser's risk guidelines require the sale of the stock, or (iv) the fund's position in the stock is no longer consistent with the fund's investment strategies.

The fund may invest its assets in cash, cash equivalent securities or short-term debt securities, repurchase agreements and money market instruments. Under adverse or unstable market, economic or political conditions, the fund may take temporary defensive positions in cash and short-term debt securities without limit. Although the fund would do this only in seeking to avoid losses, the fund may be unable to pursue its investment objective during that time, and it could reduce the benefit from any upswing in the market. To the extent that the fund has any uninvested cash, the fund would also be subject to risk with respect to the depository institution holding the cash.

**Transamerica Sustainable Bond:** The fund's sub-adviser, Aegon USA Investment Management, LLC (the "sub-adviser"), seeks to achieve the fund's objective by investing, under normal circumstances, at least 80% of the fund's net assets (plus the amount of borrowings, if any, for investment purposes) in fixed-income securities. The fund's investments in fixed-income securities may include U.S. government and foreign government bonds and notes (including emerging markets), mortgage-backed, commercial mortgage-backed, and asset-backed securities (including collateralized mortgage obligations), investment grade and below (commonly known as "junk bonds") corporate bonds of issuers in the U.S. and foreign countries (including emerging markets), convertible bonds and other convertible securities (including contingent convertible securities), bank loans and loan participations, structured notes, municipal bonds and preferred securities. The fund's investment in fixed-income securities may also include dollar rolls, inflation-protected securities, repurchase agreements and to be announced ("TBA") transactions. The fund may invest in securities of any maturity and does not have a target average duration. Under normal circumstances, the fund has an average credit rating of investment grade.

The fund's sub-adviser focuses on fixed-income securities of issuers that are, in the sub-adviser's view, aligned with sustainability initiatives. The fund's investment universe is defined by the sub-adviser's Sustainable Investment Committee ("SIC") which consists of employees of the sub-adviser and affiliated entities within the global Aegon Asset Management organization, who have responsible investing expertise. All potential investments are screened utilizing the sub-adviser's proprietary sustainability assessment framework which evaluates issuers or securities using internal and external inputs. Eligible investments include issuers or securities that are viewed by the sub-adviser as contributing to or aligned with long-term sustainability initiatives including, but not limited to, various environmental and societal initiatives. The sub-adviser's sustainability assessment focuses on key sustainability pillars, including climate change, eco solutions, resource efficiency, health and well-being and sustainable growth. These sustainable investment opportunities also align with many of the United Nations' Sustainable Development Goals (SDGs), a set of goals that seek to address the world's most pressing sustainability issues. While the SDGs provide a helpful framework for identifying sustainable themes, the sub-adviser relies on its proprietary sustainability assessment to determine the eligible investment universe.

The fund uses positive screening to identify issuers and securities that the sub-adviser believes align with sustainability themes. Given the fund's inclusionary stance and thematic approach to selecting the investment universe, the sub-adviser avoids investments in issuers, industries or sectors that are wholly inconsistent with its sustainable investing philosophy. As a result, the fund does not utilize a specific exclusions list.

The sub-adviser uses a research-driven process in an effort to identify sustainable investment opportunities. The process consists of five primary steps:

1. Sustainability research: The sub-adviser generates sustainable investment ideas using a sustainability assessment process to identify fixed income investments that the sub-adviser believes will contribute to or benefit from the long-term sustainability of the global economy, environment and society. The process combines internal expertise alongside external data to analyze a potential investment's sustainability profile. Sustainable investment ideas are presented to the SIC for further evaluation.
2. Sustainability determination: The SIC reviews the sustainability research and ultimately determines the sustainable investment universe for the fund. The SIC reviews investments for alignment with sustainable initiatives and identifies an eligible investment universe consisting of issuers or securities that are viewed as contributing to or aligned with long-term sustainability. Issuers and securities are classified into one of five categories depending on level of alignment with sustainability initiatives. The sustainability criteria is tailored to the fixed income sector.
3. Economic research and recommendation: In its proprietary, "bottom-up" research, the sub-adviser considers various fundamental and other factors, such as environmental, social, and governance ("ESG") matters, creditworthiness, capital structure, covenants, cash-flows and, as applicable, collateral.
4. Portfolio construction: The sub-adviser combines the proprietary "bottom-up" research with "top-down" analysis of the macroeconomic and interest rate environments. In the sub-adviser's "top-down" approach, the sub-adviser analyzes various fundamental, technical, sentiment, and valuation factors that affect the movement of markets and securities prices worldwide. This "top-down" analysis includes a relative value assessment across asset classes as the sub-adviser constructs a sustainability-themed portfolio based on the eligible sustainable investment universe set by the SIC. The fund invests in issuers or securities that meet the sub-adviser's sustainability criteria within categories one through three. As an example, category one "sustainable leaders" may include companies with a material amount of revenues tied to products or services aligned with sustainability initiatives. Conversely, category five companies that do not meet the sub-adviser's sustainability criteria may be involved in controversial activities that are against sustainable initiatives.
5. Engagement: The sub-adviser's dedicated Responsible Investment team may engage with issuers in an effort to encourage issuers to enhance the sustainability of their businesses and make positive change.

The fund may utilize derivatives, such as options, futures, forward currency contracts and swaps, including, but not limited to, interest rate, total return and credit default swaps. These investment strategies may be employed as a hedging technique, as a means of altering investment characteristics of the fund's portfolio (such as shortening or lengthening duration), in an attempt to enhance returns or for other purposes. The fund may purchase securities on a when-issued, delayed delivery or forward-commitment basis.

All investments by the fund, with the exception of cash, cash equivalents and derivatives instruments used for duration or temporary cashflow management purposes, are subject to the sub-adviser's sustainability screening process.

The sub-adviser may sell a security for different reasons, including due to changes in credit outlook, security values or when it no longer meets the sub-adviser's sustainability criteria.

The fund may invest its assets in cash, cash equivalent securities or short-term debt securities, repurchase agreements and money market instruments. Under adverse or unstable market, economic or political conditions, the fund may take temporary defensive positions in cash and short-term debt securities without limit. Although the fund would do this only in seeking to avoid losses, the fund may be unable to pursue its investment objective during that time, and it could reduce the benefit from any upswing in the market. To the extent that the fund has any uninvested cash, the fund would also be subject to risk with respect to the depository institution holding the cash.

**Transamerica Sustainable Equity Income :** The fund's sub-adviser, Aegon Asset Management UK plc (the "sub-adviser"), deploys an active strategy that generally invests in large and middle U.S. capitalization companies, focusing on those that pay dividends and that the sub-adviser views as having a favorable sustainability profile. Under normal circumstances, the fund will invest at least 80% of its net assets (plus the amount of borrowings, if any, for investment purposes) in equity securities. The sub-adviser generally looks to buy stocks and hold them over multi-year periods in an effort to benefit from the compounding effects of increasing dividends.

When selecting dividend-paying stocks, the sub-adviser normally seeks to invest in companies that fall within one of three groupings established by the sub-adviser. One group is "compounders" or those companies that the sub-adviser sees as consistent annual dividend growers with long-term records of growing dividend-per-share. A second group is "hoarders" or those companies that are viewed by the sub-adviser as having the operating success and balance sheet strength to potentially increase dividend payout ratios and positively surprise the market. The third group is "de-equitizers" with capital structures that the sub-adviser believes offer the potential for mergers and acquisitions or share buy-backs.

In addition, the sub-adviser seeks to invest in stocks of companies with what the sub-adviser views as having positive sustainability credentials. The sub-adviser applies its sustainability assessment framework in evaluating each company for the fund. A small range of industries with what are seen as having poor sustainability profiles are excluded by the sub-adviser from the investible universe at the start of the investment process. These industries currently are: tobacco, weapons, nuclear power, gambling, animal mistreatment, adult

entertainment, genetic modification for agricultural purposes, coal, and oil exploration and production. Sustainability credentials of each eligible company are assessed by the sub-adviser through proprietary analysis focusing on what the sub-adviser views as material sustainability factors with clear links to risks and opportunities.

Sustainability research by the sub-adviser's Responsible Investment team, composed of employees of the sub-adviser and certain of its affiliates, forms a key part of the sub-adviser's investment process. The Responsible Investment team independently conducts sustainability research on each company proposed for investment by the sub-adviser's investment team. The sustainability research uses a three-dimensional framework to analyze each company, looking at (i) its products (what it does), (ii) its practices (how it does it) and (iii) its sustainable improvement (is it improving from a sustainability perspective or does it have plans to do so?). The outcome of this analysis is that each company proposed for investment by the investment team is classified by the Responsible Investment team as either a sustainability "leader", "improver", or "laggard", and the sub-adviser may only invest in companies identified as leaders or improvers.

- Sustainability "leaders" are companies that the Responsible Investment team believes exhibit top-quartile performance relative to global and regional peers from a combination of positive operational practices and being strategically well positioned with regard to the impact of their products or services. Activities that generate clear positive impact are viewed positively by the team.
- "Improvers" are companies in which the Responsible Investment team has identified sustainability issues that need to be addressed but where the team believes the company is taking action to address these and is showing clear signs of improvement.
- "Laggards" have, in the Responsible Investment team's view, a poor product impact and/or have unacceptably low operational standards.

If a company is classified as a "laggard" by the Responsible Investment team, the company is not eligible for inclusion in the fund.

The sub-adviser constructs a portfolio of individual stocks, selected on a "bottom-up" basis, meaning that it selects individual securities based on their specific merits, using fundamental analysis. The fund will typically consist of approximately 35 to 50 stocks with individual position sizes generally ranging from 1% to 10% of the fund's net assets (10% maximum position weighting). Non-U.S. stocks, including American Depositary Receipts (ADRs), are limited to 10% of the fund's net assets. Annual portfolio turnover is anticipated to normally be less than 40%.

The sub-adviser generally employs a fully invested strategy. Therefore, under normal market conditions, cash and cash equivalents will generally be less than 5% of the fund's net assets.

The fund may invest in index-traded futures to equitize cash in order to gain general equity market exposure until investments are made into stocks of individual companies.

All investments by the fund, with the exception of cash, cash equivalents and index-traded futures, are subject to the sub-adviser's sustainability assessment framework.

The sub-adviser will normally sell a holding when it considers the investment thesis to have materially changed, including when it no longer meets the sub-adviser's dividend criteria or sustainability criteria. A downgrade of a company to "laggard" status would prompt the full sale of the fund's holding in the company as soon as is practicable.

The fund may invest its assets in cash, cash equivalent securities or short-term debt securities, repurchase agreements and money market instruments. Under adverse or unstable market, economic or political conditions, the fund may take temporary defensive positions in cash and short-term debt securities without limit. Although the fund would do this only in seeking to avoid losses, the fund may be unable to pursue its investment objective during that time, and it could reduce the benefit from any upswing in the market. To the extent that the fund has any uninvested cash, the fund would also be subject to risk with respect to the depository institution holding the cash.

**Transamerica Unconstrained Bond:** Under normal circumstances, the fund's sub-adviser, PineBridge Investments LLC (the "sub-adviser"), invests at least 80% of the fund's net assets (plus the amount of borrowings, if any, for investment purposes) in bonds. The fund may invest in investment grade and below investment grade (commonly known as "junk bonds") fixed income securities issued by domestic and foreign issuers, including those in emerging market countries. The bonds in which the fund may invest may be issued by governments, their agencies or instrumentalities, and corporate issuers. The fund is not constrained by management against an index.

The fund may invest opportunistically across a broad array of fixed-income sectors including but not limited to U.S. government bonds, inflation-protected securities, international government bonds, municipal bonds, intermediate maturity corporate bonds, long maturity corporate bonds, bank loans (including loan participations and loan assignments), high yield bonds, emerging markets sovereign bonds, emerging market corporate bonds, emerging market local currency debt, asset-backed securities (including collateralized loan obligations ("CLO"s)), mortgage-backed securities, commercial mortgage-backed securities, other securitized assets, and cash/cash equivalents. The fund has a broad investment universe that covers multiple sectors, quality grades, and security types. Yield curve exposure can be from U.S. or non-U.S. sectors. On a portfolio level, the fund actively manages duration and yield

curve positioning. The average portfolio duration of the fund will normally vary from -3 to 10 years. During periods of market volatility, duration may deviate outside this range. Duration is a measure of the sensitivity of a security to changes in interest rates. The longer a security's duration, the more sensitive it will be to changes in interest rates.

Based on fundamental macroeconomic research and the resulting asset allocation output, the fund may rotate between the different fixed income sectors and may exclude certain sectors based on relative attractiveness. No fixed income sector is expected to constitute more than 35% of the fund. While the fund will normally invest primarily in investment grade securities, it may invest without limit in below investment grade issues during periods when the sub-adviser believes there are attractive valuations supported by strong economic fundamentals. Each sector will be actively managed, with a well-diversified and risk managed sub portfolio of directly invested securities with no more than 5% invested in any non-government issuer. Investments in preferred and convertible securities generally will not exceed 15% of the fund's net assets. The fund may invest up to 10% of its assets in CLOs. The fund may invest significantly in non-dollar denominated developed and emerging market bonds on a hedged or unhedged basis. The fund's bank loan investments may include senior secured floating rate and fixed rate loans or debt, second lien or other subordinated or unsecured floating rate and fixed rate loans or debt and other types of secured or unsecured loans with fixed, floating or variable interest rates. The fund may also invest in To Be Announced ("TBA") mortgages and dollar rolls.

The fund may use derivatives such as swaps, futures, forwards and structured investments, for investment purposes or in an effort to hedge and mitigate uncertainties from exposure to such factors as credit, interest rates, inflation, and exchange rates. Swaps, such as interest rate, inflation, total return, or credit default (on indices or individual issues) are allowed as long as the maximum underlying notional value does not exceed 33% of the underlying market value of the fund. When segments are believed to be overvalued, the fund may short indices or individual issues.

For liquidity purposes, exchange traded funds ("ETFs") may be used but will normally constitute no more than 5% of the fund. The fund may also invest in money market instruments (including repurchase agreements) with remaining maturities of one year or less, as well as cash and cash equivalents.

The sub-adviser employs a disciplined sell process which is research-driven, with a focus on long-term historical valuation ranges and averages.

The fund may invest its assets in cash, cash equivalent securities or short-term debt securities, repurchase agreements and money market instruments. Under adverse or unstable market, economic or political conditions, the fund may take temporary defensive positions in cash and short-term debt securities without limit. Although the fund would do this only in seeking to avoid losses, the fund may be unable to pursue its investment objective during that time, and it could reduce the benefit from any upswing in the market. To the extent that the fund has any uninvested cash, the fund would also be subject to risk with respect to the depository institution holding the cash.

**Transamerica US Growth:** The fund invests, under normal circumstances, at least 80% of its net assets (plus the amount of borrowings, if any, for investment purposes) in domestic common stocks. The fund invests primarily in common stocks of growth-oriented companies. Portfolio construction emphasizes stock specific risk while minimizing other sources of broad market risk. The goal is a portfolio whose relative performance is not dependent on the market environment.

The fund's sub-adviser, Wellington Management Company LLP (the "sub-adviser"), employs a "bottom-up" approach, using fundamental analysis to identify specific securities within industries or sectors for purchase or sale. A "bottom-up" approach evaluates individual companies in the context of broader market factors.

The sub-adviser's stock selection process is derived from its observation that the quality and persistence of a company's business is often not reflected in its current stock price. Central to the investment process is fundamental research focused on uncovering companies with improving quality metrics, business momentum, and attractive relative valuations. The investment process is aided by a proprietary screening process that narrows the investment universe to companies that are consistent with the investment philosophy. The fund employs a growth style of investing. Growth stocks as a group may be out of favor and underperform the overall equity market for a long period of time, for example, while the market favors "value" stocks.

The initial investment universe is comprised of:

- Securities held in the Russell 1000<sup>®</sup> Growth and S&P 500<sup>®</sup> Growth Indexes
- Equity securities within the market-cap range of the indexes with historical or projected growth rates greater than the Russell 1000<sup>®</sup> Index median
- Stocks that meet other growth criteria as determined by the sub-adviser

Consistent with the fund's objective and other policies, the fund may invest to a lesser extent in derivatives, including futures, forwards, options and swaps. The fund may invest up to 20% of its total assets in foreign securities (not including American Depositary Receipts, American Depositary Shares or U.S. dollar denominated securities of foreign issuers).

The sub-adviser may sell investments when it believes that they no longer offer attractive future returns compared with other investment opportunities, its underlying investment thesis has changed, it believes the investment presents undesirable risks, or in an attempt to limit losses on the investment.

The fund may invest its assets in cash, cash equivalent securities or short-term debt securities, repurchase agreements and money market instruments. Under adverse or unstable market, economic or political conditions, the fund may take temporary defensive positions in cash and short-term debt securities without limit. Although the fund would do this only in seeking to avoid losses, the fund may be unable to pursue its investment objective during that time, and it could reduce the benefit from any upswing in the market. To the extent that the fund has any uninvested cash, the fund would also be subject to risk with respect to the depository institution holding the cash.

## More on Risks of Investing in the Funds

The value of your investment in a fund changes with the values of that fund's investments. Many factors and risks can affect those values, including the risks described below. There is no guarantee that a fund will be able to achieve its investment objective. It is possible to lose money by investing in a fund.

Some of the risks of investing in the funds, including the principal risks of the funds, are discussed below. Each fund may be subject to factors and risks other than those identified in this prospectus, and these other factors and risks could adversely affect the fund's investment results. More information about risks appears in the Statement of Additional Information ("SAI"). Before investing, you should carefully consider the risks that you will assume.

**Absence of Regulation:** A fund may engage in over-the-counter ("OTC") transactions, which trade in a dealer network, rather than on an exchange. In general, there is less governmental regulation and supervision of transactions in the OTC markets than of transactions entered into on organized exchanges. Transactions in the OTC markets also are subject to the credit risk of the counterparty.

**Active Trading:** Certain funds may purchase and sell securities without regard to the length of time held. Active trading may have a negative impact on performance by increasing transaction costs, and may generate greater amounts of short-term capital gains, which, for shareholders holding shares in taxable accounts, would generally be subject to tax at ordinary income tax rates upon distribution. During periods of market volatility, active trading may be more pronounced.

**Allocation:** A fund's investment performance depends on the fund's asset class allocation and reallocation from time to time. The sub-adviser's decisions regarding whether and when to tactically overweight or underweight asset classes, create and apply formulas for de-risking or ending de-risking and select a mix of underlying funds may not produce the desired results. These actions may be unsuccessful in maximizing return and/or avoiding investment losses. The value of your investment may decrease if the sub-adviser's judgment about the attractiveness, value or market trends affecting a particular asset class, investment style, technique or strategy, underlying fund or other issuer is incorrect. The sub-adviser may favor an asset class that performs poorly relative to other asset classes. The available underlying funds selected by the sub-adviser may underperform the market or similar funds.

**Arbitrage:** The strategy is intended to take advantage of a perceived relationship between the value of two or more securities. It may not work as intended and may result in reduced returns or losses for the fund.

**Asset Class Allocation:** A fund's investment performance depends on the fund's asset class allocation and reallocation from time to time. The investment manager's and/or the sub-advisers' decisions may not produce the desired results. The allocations may be unsuccessful in maximizing return and/or avoiding investment losses. The value of your investment may decrease if the investment manager's and/or the sub-advisers' judgment about the attractiveness, value or market trends affecting a particular asset class, investment style, technique, strategy or issuer is incorrect. The investment manager and/or the sub-advisers may favor an asset class that performs poorly relative to other asset classes.

**Asset Class Variation:** Certain funds may invest in underlying funds and/or ETFs. The underlying funds and/or ETFs invest principally in the securities constituting their asset class (*i.e.*, equity or fixed income) or underlying index components. However, an underlying fund or ETF may vary the percentage of its assets in these securities (subject to any applicable regulatory requirements). Depending upon the percentage of securities in a particular asset class held by the underlying funds and ETFs at any given time, and the percentage of the fund's assets invested in the various underlying funds and ETFs, the fund's actual exposure to the securities in a particular asset class may vary substantially from its target allocation for that asset class.

**Bank Obligations:** Bank obligations include certificates of deposit, fixed time deposits, bankers' acceptances, and other debt and deposit-type instruments issued by banks. To the extent a fund invests in bank obligations, the fund will be more susceptible to negative events affecting the banking industry. Banks are sensitive to changes in money market and general economic conditions, as well as regulatory and political conditions. Banks are highly regulated, and decisions by regulators may limit the loans banks make and the interest rates and fees they charge, and may reduce bank profitability.

**Capital Markets Access:** Global financial markets and economic conditions have been, and may continue to be, volatile due to a variety of factors, including significant write-offs in the financial services sector. In volatile times, the cost of raising capital in the debt and equity capital markets and the ability to raise capital has diminished. In particular, concerns about the general stability of financial markets and specifically the solvency of lending counterparties, may impact the cost of raising capital from the credit markets through increased interest rates, tighter lending standards, difficulties in refinancing debt on existing terms or at all and reduced, or in some cases ceasing to provide, funding to borrowers. In addition, lending counterparties under existing revolving credit facilities and other debt instruments may be unwilling or unable to meet their funding obligations. As a result of any of the foregoing, energy companies may be unable to obtain new debt or equity financing on acceptable terms. If funding is not available when needed, or is available only on unfavorable terms, energy companies may not be able to meet obligations as they come due. Moreover, without adequate funding, energy companies may be unable to execute their growth strategies, complete future acquisitions, take advantage of other business opportunities or respond to competitive pressures, any of which could have a material adverse effect on their revenues and results of operations.

**Cash Flow:** A substantial portion of the income received by a fund may be derived from investments in equity securities of energy companies. The amount and tax characterization of cash that any such company has available for distribution depends on the amount of cash generated from such company's operations. Cash from operations may vary widely from quarter to quarter, is largely dependent on factors affecting the company's operations, and may be significantly affected by factors affecting the energy industry in general. In addition, operating costs, capital expenditures, acquisition costs, construction costs, exploration costs, borrowing costs and other costs of expenditures may reduce the amount of cash that a company has available for distribution in a given period.

**Cash Management and Defensive Investing:** The value of investments held by a fund for cash management or defensive investing purposes can fluctuate. Like other fixed income securities, cash and cash equivalent securities are subject to risk, including market, interest rate and credit risk. If a fund holds cash uninvested, the fund will be subject to the credit risk of the depository institution holding the cash, it will not earn income on the cash and the fund's yield will go down. If a significant amount of a fund's assets are used for cash management or defensive investing purposes, it may not achieve its investment objective.

**CFTC Regulation:** The investment manager has registered as a "commodity pool operator" under the Commodity Exchange Act with respect to its service as investment manager to certain funds. The investment manager is therefore subject to dual regulation by the SEC and the Commodity Futures Trading Commission ("CFTC"), and is a member of the National Futures Association and is also subject to its rules. Regulation of commodity investing continues to change, and additional compliance and other expenses may be incurred.

**China A-Shares:** Certain funds may invest in equity securities of certain Chinese companies, referred to as China A-shares, through the Shanghai-Hong Kong Stock Connect program or the Shenzhen-Hong Kong Stock Connect program (collectively, the "Programs"). The Programs are securities trading and clearing linked programs between either Shanghai Stock Exchange or Shenzhen Stock Exchange, and the Stock Exchange of Hong Kong Limited, Hong Kong Securities Clearing Company Limited, and China Securities Depository and Clearing Corporation Limited, with an aim to achieve mutual stock market access between the People's Republic of China ("PRC" or "China") and Hong Kong. The Programs are subject to daily quota limitations, which may restrict a fund's ability to invest in China A-shares through the Programs and to enter into or exit trades on a timely basis. The Shanghai and Shenzhen markets may be open at a time when the Programs are not trading, with the result that prices of China A-shares may fluctuate at times when a fund is unable to add to or exit its position. Only certain China A-shares are eligible to be accessed through the Programs. Such securities may lose their eligibility at any time, in which case they could be sold but could no longer be purchased through the Programs. Because the Programs are in their early stages, the actual effect on the market for trading China A-shares with the introduction of large numbers of foreign investors is currently unknown. The Programs are subject to regulations promulgated by regulatory authorities for the Shanghai Stock Exchange, the Stock Exchange of Hong Kong Limited and the Shenzhen Stock Exchange, and existing and additional regulations or restrictions, such as limitations on redemptions, suspension of trading and limitations on profits, may adversely impact the Programs and/or a fund's investments through the Programs. There is no guarantee that applicable exchanges will continue to support the Programs in the future.

Investments in China A-shares are subject to risks specific to the China market. Any significant change in mainland China's political, social or economic policies may have a negative impact on investments in the China market. The regulatory and legal framework for capital markets in mainland China may not be as well developed as those of developed countries. Chinese accounting standards and practices may deviate significantly from international accounting standards. The settlement and clearing systems of the Chinese securities markets may not be well tested and may be subject to increased risks of error or inefficiency.

A fund's investments in securities, including China A-shares, issued by Chinese companies may cause a fund to become subject to withholding and other taxes imposed by China tax authorities. China generally imposes withholding income tax at a rate of 10% on dividends, premiums, interest and capital gains originating in China and paid to a company that is not a resident of China for tax purposes and that has no permanent establishment in China. Currently, the capital gain from disposal of China A-shares by foreign

investors via the Programs is temporarily exempt from withholding income tax, but the dividends derived from China A-shares by foreign investors is subject to a 10% withholding income tax. There is no indication of how long the temporary exemption will remain in effect and a fund may be subject to such withholding income tax in the future.

Stamp duty under the PRC laws generally applies to the execution and receipt of taxable documents, which include contracts for the sale of China A-shares traded on PRC stock exchanges. In the case of such contracts, the stamp duty is currently imposed on the seller but not on the purchaser, at the rate of 0.1%. The sale or other transfer by a fund's sub-adviser of China A-shares will accordingly be subject to PRC stamp duty, but a fund will not be subject to PRC stamp duty when it acquires China A-shares.

A fund may also potentially be subject to PRC value added tax at the rate of 6% on capital gains derived from trading of China A-shares and interest income (if any). Existing guidance provides a temporary value added tax exemption for Hong Kong and overseas investors in respect of their gains derived from trading of PRC securities through the Programs. Since there is no indication how long the temporary exemption will remain in effect, a fund may be subject to such value added tax in the future. In addition, urban maintenance and construction tax (currently at rates ranging from 1% to 7%), educational surcharge (currently at the rate of 3%) and local educational surcharge (currently at the rate of 2%) (collectively, the "surtaxes") are imposed based on value added tax liabilities, so if a fund were liable for value added tax it would also be required to pay the applicable surtaxes.

Uncertainties in China tax rules governing taxation of income and gains from investments in China A-shares via the Programs could result in unexpected tax liabilities for a fund and therefore could affect the amount of income which may be derived, and the amount of capital returned, from the investments in China A-shares by a fund.

In the event that the depository of the Shanghai Stock Exchange and the Shenzhen Stock Exchange defaulted, a fund may not be able to recover fully its losses from the depository or may be delayed in receiving proceeds as part of any recovery process. In addition, because all trades on the Programs in respect of eligible China A-shares must be settled in Renminbi (RMB), the Chinese currency, funds investing through the Programs must have timely access to a reliable supply of offshore RMB, which cannot be guaranteed.

The Programs are novel in nature and are subject to regulations promulgated by regulatory authorities and implementation rules made by the stock exchanges in China and Hong Kong. The regulations are untested so far and there is no certainty as to how they will be applied. China A-shares purchased through the Programs are held in nominee name and not a fund's name as the beneficial owner. It is possible, therefore, that a fund's ability to exercise its rights as a shareholder and to pursue claims against the issuer of China A-shares may be limited because the nominee structure has not been tested in Chinese courts. In addition, a fund may not be able to participate in corporate actions affecting China A-shares held through the Programs due to time constraints or for other operational reasons.

Trades on the Programs are subject to certain requirements prior to trading. If these requirements are not completed prior to the market opening, a fund cannot sell the shares on that trading day. In addition, these requirements may limit the number of brokers that a fund may use to execute trades. If an investor holds 5% or more of the total shares issued by a China A-share issuer, the investor must return any profits obtained from the purchase and sale of those shares if both transactions occur within a six-month period. If a fund holds 5% or more of the total shares of a China A-share issuer through its Program investments, its profits may be subject to these limitations. It is not expressly provided in China law whether all accounts managed by TAM and/or its affiliates will be aggregated for purposes of this 5% limitation. If that is the case, it makes it more likely that a fund's profits may be subject to these limitations.

**Commodities and Commodity-Related Securities:** If a fund invests in commodities, instruments whose performance is linked to the price of an underlying commodity or commodity index, or the securities of issuers in commodity-related businesses or industries, a fund will be subject to the risks of investing in commodities. These types of risks include changes and volatility in commodity prices generally, regulatory, economic and political developments, weather events and natural disasters, tariffs and trade disruptions, pestilence and market disruptions. A fund's investment exposure to the commodities markets may subject the fund to greater volatility. Commodities and commodity-linked investments may be less liquid than other investments. Commodity-linked investments also are subject to the credit risk of the issuer, and their value may decline substantially if the issuer's creditworthiness deteriorates.

To the extent a fund invests in companies principally engaged in the commodities industries (including the agriculture, energy, materials and commodity-related industrial sectors) ("commodity-related companies"), the fund will also be subject to the risk factors particular to each such industry. Commodity-related companies can be significantly affected by events relating to international political and economic developments, energy conservation, the success of exploration projects, commodity prices, tax and other government regulations, and natural phenomena such as drought, floods and other adverse weather conditions and livestock disease. Cyclical industries can be significantly affected by import controls, worldwide competition, changes in consumer sentiment and spending, and companies engaged in such industries can be subject to liability for, among other things, environmental damage, depletion of resources, and mandated expenditures for safety and pollution control. In addition, the commodities industries can be significantly affected by the level and volatility of commodity prices, which have historically been among the most volatile of international prices, often exceeding the volatility of exchange rates and interest rates. Investments in commodity-related companies are also subject to the risk that the performance of such companies may not correlate with broader equity market returns or with returns on commodity investments to the extent expected by a fund's sub-adviser.

**Conflicts of Interest:** Transamerica Asset Management, Inc. ("TAM") and its affiliates are engaged in a variety of businesses and have interests other than those related to managing the funds. The broad range of activities and interests of TAM and its affiliates gives rise to actual, potential and perceived conflicts of interest that could affect the funds and their shareholders. Certain actual and potential conflicts are described below. Other conflicts may arise from time to time.

TAM and the funds have adopted practices, policies and procedures that are intended to identify, manage and, where possible, mitigate conflicts of interest. There is no assurance, however, that these practices, policies and procedures will be effective.

TAM serves as investment manager to and is responsible for all aspects of the day-to-day investment advice and management of certain funds of funds that invest in underlying Transamerica funds and is subject to conflicts of interest in allocating the funds of funds' assets among the underlying funds. For certain other funds of funds, TAM has hired a sub-adviser and benefits when the sub-adviser allocates the fund of funds' assets to a Transamerica fund. TAM has designed certain funds of funds where only Transamerica funds are underlying investment options. This means that TAM or the fund of funds' sub-adviser does not, nor does it expect to, consider any unaffiliated funds as underlying investment options for the fund of funds, even if unaffiliated funds have better investment performance or lower total expenses. TAM and its affiliates will receive more revenue when TAM or a sub-adviser selects a Transamerica fund rather than an unaffiliated fund for inclusion in a fund of funds and could result in the selection of funds with relatively lower historical investment results. TAM has an incentive for the funds of funds' assets to be allocated to those underlying funds for which the net management fees payable to TAM are higher than the fees payable by other underlying funds or to those underlying funds for which an affiliate of TAM serves as the sub-adviser. TAM also has an incentive for a fund of funds' assets to be allocated to subscale underlying Transamerica funds to provide scale and reduce amounts waived and/or reimbursed by TAM to maintain applicable expense caps. Sub-advisers to certain funds of funds also have conflicts of interest in allocating the funds of funds' assets among underlying funds.

TAM may have a financial incentive to implement or not to implement certain changes to the funds. For example, TAM may, from time to time, recommend a change in sub-adviser or the combination of two or more funds. TAM and its affiliates will benefit to the extent that an affiliated sub-adviser replaces an unaffiliated sub-adviser or additional assets are combined into a fund having a higher net management fee payable to TAM and/or that is sub-advised by an affiliate of TAM. TAM will also benefit to the extent that it replaces a sub-adviser with a new sub-adviser with a lower sub-advisory fee. The aggregation of assets of multiple funds for purposes of calculating breakpoints or discounts in sub-advisory fees also gives rise to conflicts of interest for TAM.

TAM manages other funds and products that have investment objectives similar to or the same as those of the funds and/or engage in transactions in the same types of securities and instruments as the funds. Such transactions could affect the prices and availability of the securities and instruments in which a fund invests, and could have an adverse impact on the fund's performance. These other accounts and products may buy or sell positions while the funds are undertaking the same or a differing, including potentially opposite, strategy, which could disadvantage the funds. A position taken by TAM, on behalf of one or more other funds or products, may be contrary to a position taken on behalf of a fund or may be adverse to a company or issuer in which the fund has invested. The results of the investment activities of a fund may differ significantly from the results achieved for other funds or products.

TAM and certain of its affiliates provide services including investment management, administration, sub-advisory, shareholder servicing, distribution, and transfer agency services to the funds and earn fees from these relationships with the funds. TAM and its affiliates face conflicts of interest when the funds select affiliated service providers because TAM and/or its affiliates receive greater compensation when they are used.

TAM, its affiliates and other financial service providers have conflicts associated with their promotion of the funds or other dealings with the funds that would create incentives for them to promote the funds. TAM, its affiliates and/or the funds' sub-advisers or their affiliates, make revenue sharing payments to brokers and other financial intermediaries to promote the distribution of the funds. TAM and its affiliates will benefit from increased amounts of assets under management. TAM or its affiliates also receive revenue sharing payments from certain of the funds' sub-advisers or their affiliates.

TAM and/or its affiliates have existing and may have potential future other business dealings or arrangements with current or proposed sub-advisers or other fund service providers (or their affiliates) recommended by TAM. Such other business dealings or arrangements present conflicts of interest. For example, TAM has an incentive to hire as a sub-adviser or other service provider an entity with which TAM or one or more of its affiliates have, or would like to have, significant or other business dealings or arrangements, and TAM has a disincentive to recommend the termination of such a sub-adviser or service provider.

The performance of certain funds impacts the financial exposure of affiliates of TAM under guarantees that the Transamerica insurance companies provide as issuers of the variable insurance contracts. TAM and/or its affiliates derive certain ancillary benefits from providing investment management, administration, investment sub-advisory, shareholder servicing, distribution, and transfer agency services to the funds.



The range of activities, services and interests of a sub-adviser may give rise to actual, potential and/or perceived conflicts of interest that could disadvantage a fund and its shareholders. For example, a sub-adviser's portfolio managers may manage multiple funds and accounts for multiple clients which may give rise to actual or potential conflicts of interest. A sub-adviser and/or its respective affiliates also may derive ancillary benefits from providing investment sub-advisory services to a fund.

A further discussion of conflicts of interest appears in the SAI. These discussions are not, and are not intended to be, a complete enumeration or description of all the actual and potential conflicts that may arise.

**Convertible Securities:** Convertible securities share investment characteristics of both fixed income and equity securities. For example, if market interest rates rise, the value of a convertible security typically falls. In addition, a convertible security is subject to the risk that the issuer will not be able to pay interest or dividends when due, and the market value of the security may change based on the issuer's actual or perceived creditworthiness. Since the convertible security derives a portion of its value from the underlying common stock, the security is also subject to the same types of market and issuer-specific risks that apply to the underlying common stock. Convertible securities may include corporate notes or preferred stock, but ordinarily are a long-term debt obligation of the issuer convertible at a stated exchange rate into common stock of the issuer. Convertible securities generally offer lower interest or dividend yields than non-convertible securities of similar quality. Convertible securities are normally "junior" securities, meaning that the issuers usually must first make payments on non-convertible securities before making payments on convertible securities. If the issuer of a convertible security stops making payments, these securities may become worthless.

**Counterparty:** A fund could lose money if the counterparties to derivatives, repurchase agreements and other financial contracts entered into for the fund do not fulfill their contractual obligations. Adverse changes to counterparties may cause the value of financial contracts to go down. If a counterparty becomes bankrupt or otherwise fails to perform its obligations, the value of your investment in the fund may decline. In addition, the fund may incur costs and may be hindered or delayed in enforcing its rights against a counterparty.

**Credit:** The value of your investment in a fund could decline if the issuer of a security held by the fund or another obligor for that security (such as a party providing insurance or other credit enhancement) fails to pay, otherwise defaults, is perceived (whether by market participants, ratings agencies or otherwise) to be less creditworthy, becomes insolvent or files for bankruptcy. Changes in actual or perceived creditworthiness may occur quickly. The value of your investment in a fund could also decline if the credit rating of a security held by the fund is downgraded or the credit quality or value of any assets underlying the security declines. A decline may be significant, particularly in certain market environments. If a single entity provides credit enhancement to more than one of the fund's investments, the adverse effects resulting from the downgrade or default will increase the adverse effects on a fund. If a fund enters into financial contracts (such as certain derivatives, repurchase agreements, reverse repurchase agreements, and when-issued, delayed delivery and forward commitment transactions), the fund will be subject to the credit risk presented by the counterparty. In addition, a fund may incur expenses and may be hindered or delayed in an effort to protect the fund's interests or to enforce its rights. The degree of credit risk of a security or financial contract depends upon, among other things, the financial condition of the issuer and the terms of the security or contract. Credit risk may be broadly gauged by the credit ratings of the securities in which a fund invests. However, ratings are only the opinions of the companies issuing them and are not guarantees as to quality. Credit rating may also be influenced by conflicts of interest. Securities rated in the lowest category of investment grade (Baa/BBB or Baa-/BBB-) may possess certain speculative characteristics, and a fund is subject to greater credit risk to the extent it invests in below investment grade securities (that is, securities rated below the Baa/BBB categories or unrated securities of comparable quality), or "junk" bonds. Credit risk is also greater to the extent a fund uses leverage or derivatives in connection with the management of the fund.

A fund may invest in securities which are subordinated to more senior securities of the issuer, or which represent interests in pools of such subordinated securities. A fund is more likely to suffer a credit loss on subordinated securities than on non-subordinated securities of the same issuer. If there is a default, bankruptcy or liquidation of the issuer, most subordinated securities are paid only if sufficient assets remain after payment of the issuer's non-subordinated securities. In addition, any recovery of interest or principal may take more time. As a result, even a perceived decline in creditworthiness of the issuer is likely to have a greater impact on subordinated securities.

**Currency:** The value of a fund's investments in securities denominated in foreign currencies increases or decreases as the rates of exchange between those currencies and the U.S. dollar change. U.S. dollar-denominated securities of foreign issuers may also be affected by currency risk, as the revenue earned by issuers of these securities may also be impacted by changes in the issuer's local currency. Currency conversion costs and currency fluctuations could reduce or eliminate investment gains or add to investment losses. Currency exchange rates can be volatile and may fluctuate significantly over short periods of time, and they are affected by factors such as general economic conditions, the actions of the U.S. and foreign governments or central banks, the imposition of currency controls, and speculation. A fund may be positively or negatively affected by government strategies intended to make the U.S. dollar, or other currencies to which the fund has exposure, stronger or weaker. Currency markets generally are not as regulated as securities

markets, and currency risk may be particularly high to the extent the fund invests in foreign securities or currencies that are economically tied to emerging market or frontier market countries. A fund may be unable or may choose not to hedge its foreign currency exposure. Derivatives that provide exposure to foreign currencies are also subject to these risks.

**Currency Hedging:** A fund may use currency futures, forwards or options to hedge against declines in the value of securities denominated in, or whose value is tied to, a currency other than the U.S. dollar or to reduce the impact of currency fluctuation on purchases and sales of such securities. Hedging strategies and/or these instruments may not always work as intended, and a fund may be worse off than if it had not used a hedging strategy or instrument. Shifting a fund's currency exposure from one currency to another may remove a fund's opportunity to profit from the original currency and involves a risk of increased losses for a fund if the sub-adviser's projection of future exchange rates is inaccurate.

**Cybersecurity and Operations:** A fund, and its service providers and distribution platforms, and your ability to transact with a fund, may be negatively impacted by, among other things, human error, systems and technology disruptions or failures, or cybersecurity incidents. Cybersecurity incidents may allow an unauthorized party to gain access to fund assets, shareholder data (including private shareholder information), and/or proprietary information, or cause a fund, TAM, a sub-adviser and/or its service providers (including, but not limited to, fund accountants, custodians, sub-custodians, transfer agents and financial intermediaries) to suffer data breaches, data corruption or loss of operational functionality. A cybersecurity incident or operational issue may disrupt the processing of shareholder transactions, impact a fund's ability to calculate its net asset values, prevent shareholders from redeeming their shares, or result in financial losses to a fund and its shareholders. Issuers of securities in which the fund invests are also subject to cybersecurity risks, and the value of those securities could decline if the issuers experience cybersecurity incidents or operational issues. In addition, the outbreak of COVID-19, and measures taken to mitigate its effects, could result in disruptions to the services provided to the fund by its service providers.

**Depository Receipts:** Depository receipts are generally subject to the same risks as are the foreign securities that they evidence or into which they may be converted, and they may be less liquid than the underlying shares in their primary trading market. Any distributions paid to the holders of depository receipts are usually subject to a fee charged by the depository. Holders of depository receipts may have limited voting rights, and investment restrictions in certain countries may adversely impact the value of depository receipts because such restrictions may limit the ability to convert equity shares into depository receipts and vice versa. Such restrictions may cause equity shares of the underlying issuer to trade at a discount or premium to the market price of the depository receipts.

The issuers of unsponsored depository receipts are not obligated to disclose information that is, in the United States, considered material. Therefore, there may be less information available regarding those issuers and there may not be a correlation between such information and the market value of the depository receipts.

**Derivatives:** Derivatives involve special risks and costs and may result in losses. Risks of derivatives include leverage risk, liquidity risk, valuation risk, market risk, counterparty risk, credit risk, operational risk (such as documentation issues and settlement issues) and legal risk (such as insufficient documentation, insufficient capacity or authority of a counterparty, or issues with the legality or enforceability of a contract). Use of derivatives can increase losses, reduce opportunities for gains, increase fund volatility, and not produce the result intended. Even a small investment in derivatives can have a disproportionate impact on a fund. Certain derivatives have the potential for unlimited loss, regardless of the size of the initial investment. This risk is greater for forward currency contracts, swaps and other over-the-counter traded derivatives. The other parties to derivatives transactions present the same types of credit risk as issuers of fixed-income securities. Derivatives also tend to involve greater liquidity risk and they may be difficult to value. A fund may be unable to terminate or sell its derivative positions. In fact, many over-the-counter derivatives will not have liquidity except through the counterparty to the instrument. Derivatives are generally subject to the risks applicable to the assets, rates, indices or other indicators underlying the derivative, including market risk, credit risk, liquidity risk, management and valuation risk. Also, suitable derivative transactions may not be available in all circumstances or at reasonable prices. The value of a derivative may fluctuate more than, or otherwise not correlate well with, the underlying assets, rates, indices or other indicators to which it relates. A fund's use of derivatives may also increase the amount of taxes payable by shareholders.

The U.S. government and foreign governments have adopted (and may adopt further) regulations governing derivatives markets, including mandatory clearing and on-facility execution of certain derivatives, margin and reporting requirements. In 2020, the SEC adopted new Rule 18f-4 under the 1940 Act, which provides a comprehensive regulatory framework for the use of derivatives by registered investment companies, such as a fund, and set limits on a fund's investments in derivatives. Compliance with the rule is not required until Summer 2022, but the rule may impact a fund's use of derivatives before that date. The ultimate impact of the regulations and the new rule remains unclear. Additional regulation of derivatives may make derivatives more costly, limit their availability or utility, otherwise adversely affect their performance, or disrupt markets. For derivatives that are required to be cleared by a regulated clearinghouse, a fund may be exposed to risks arising from its relationship with a brokerage firm through which it would submit derivatives trades for clearing. A fund would also be exposed to counterparty risk with respect to the clearinghouse. In certain cases, a fund may incur costs and may be hindered or delayed in enforcing its rights against or closing out derivatives instruments with a counterparty, which may result in additional losses.

Derivatives may be used by a fund for a variety of purposes, including:

- As a hedging technique in an attempt to manage risk in the fund's portfolio;
- As a means of changing investment characteristics of the fund's portfolio;
- As a means of attempting to enhance returns;
- As a means of providing additional exposure to types of investments or market factors;
- As a substitute for buying or selling securities; or
- As a cash flow management technique.

Using derivatives, especially for non-hedging purposes, may involve greater risks to a fund than investing directly in securities, particularly as these instruments may be very complex and may not behave in the manner anticipated by the fund. Risks associated with the use of derivatives are magnified to the extent that a large portion of the fund's assets are committed to derivatives in general or are invested in just one or a few types of derivatives. Use of derivatives or similar instruments may have different tax consequences for a fund than an investment in the underlying asset or indices, and those differences may affect the amount, timing and character of income distributed to shareholders.

Using derivatives for hedging purposes can reduce or eliminate losses, but doing so can also reduce or eliminate gains. In addition, there can be no assurance that a fund's hedging transactions will be effective.

When a fund enters into derivative transactions, it may be required to segregate assets, or enter into offsetting positions, in accordance with applicable regulations. Such segregation will not limit the fund's exposure to loss, however, and the fund will have investment risk with respect to both the derivative itself and the assets that have been segregated to cover the fund's derivative exposure. If the segregated assets represent a large portion of the fund's portfolio, this may impede portfolio management or the fund's ability to meet redemption requests or other current obligations.

A fund could lose the entire amount of its investment in a derivative and, in some cases, could lose more than the principal amount invested.

Derivatives may include, but are not limited to, the following:

- *Options.* An option is an agreement that, for a premium payment or fee, gives the option holder (the buyer) the right but not the obligation to buy (a "call option") or sell (a "put option") the underlying asset (or settle for cash an amount based on an underlying asset, rate or index) at a specified price (the exercise price) during a period of time or on a specified date. Investments in options are considered speculative. The fund may lose the premium paid for them if the price of the underlying security or other asset decreased or remained the same (in the case of a call option) or increased or remained the same (in the case of a put option). If a put or call option purchased by the fund were permitted to expire without being sold or exercised, its premium would represent a loss to the fund. Investments in foreign currency options may substantially change a fund's exposure to currency exchange rates and could result in losses to the fund if currencies do not perform as a sub-adviser expects. There is a risk that such transactions could reduce or preclude the opportunity for gain if the value of the currency moves in the direction opposite to the position taken. Options on foreign currencies are affected by all of those factors which influence foreign exchange rates and foreign investment generally. Unanticipated changes in currency prices may result in losses to a fund and poorer overall performance for the fund than if it had not entered into such contracts. Options on foreign currencies are traded primarily in the OTC market, but may also be traded on U.S. and foreign exchanges. Foreign currency options contracts may be used for hedging purposes or non-hedging purposes in pursuing a fund's investment objective, such as when a sub-adviser anticipates that particular non-U.S. currencies will appreciate or depreciate in value, even though securities denominated in those currencies are not then held in the fund's investment portfolio. Investing in foreign currencies for purposes of gaining from projected changes in exchange rates, as opposed to only hedging currency risks applicable to a fund's holdings, further increases the fund's exposure to foreign securities losses. There is no assurance that a sub-adviser's use of currency derivatives will benefit a fund or that they will be, or can be, used at appropriate times.
- *Forwards and Futures Contracts.* The use of futures contracts is a highly specialized activity which involves investment techniques and risks different from those associated with ordinary portfolio securities transactions. A futures contract is a sales contract between a buyer (holding the "long" position) and a seller (holding the "short" position) for an asset with delivery deferred until a future date. The buyer agrees to pay a fixed price at the agreed future date and the seller agrees to deliver the asset. The seller hopes that the market price on the delivery date is less than the agreed upon price, while the buyer hopes for the contrary. The liquidity of the futures markets depends on participants entering into off-setting transactions rather than making or taking delivery. To the extent participants decide to make or take delivery, liquidity in the futures market could be reduced. In addition, futures exchanges often impose a maximum permissible price movement on each futures contract for each trading session. The fund may be disadvantaged if it is prohibited from executing a trade outside the daily permissible price movement. Moreover, to the extent the fund engages in futures contracts on foreign exchanges, such exchanges may not provide the same protection as US exchanges. The loss that may be incurred in entering into futures contracts may exceed the amount of the premium paid and may be potentially unlimited. Futures markets are highly volatile and the use of futures may increase the volatility of the fund's NAV. Additionally, as a result of the low collateral deposits normally involved in futures trading, a relatively small price movement in a futures contract may result in substantial losses to the fund. Investment in these instruments

involve risks, including counterparty risk (i.e., the counterparty to the instrument will not perform or be able to perform in accordance with the terms of the instrument), hedging risk (i.e., a hedging strategy may not eliminate the risk that it is intended to offset, and may offset gains, which may lead to losses within the fund) and pricing risk (i.e., the instrument may be difficult to value).

- Foreign Currency Forward Exchange Contracts.* In connection with its investments in foreign securities, a fund also may enter into contracts with banks, brokers or dealers to purchase or sell securities or foreign currencies at a future date. A foreign currency forward exchange contract is a negotiated agreement between the contracting parties to exchange a specified amount of currency at a specified future time at a specified rate. The rate can be higher or lower than the spot rate between the currencies that are the subject of the contract. Foreign currency forward exchange contracts may be used to protect against uncertainty in the level of future foreign currency exchange rates or to gain or modify exposure to a particular currency. In addition, a fund may use cross currency hedging or proxy hedging with respect to currencies in which the fund has or expects to have portfolio or currency exposure. Cross currency hedges involve the sale of one currency against the positive exposure to a different currency and may be used for hedging purposes or to establish an active exposure to the exchange rate between any two currencies. Investments in foreign currency forward exchange contracts may substantially change a fund's exposure to currency exchange rates and could result in losses to the fund if currencies do not perform as its sub-adviser expects. A sub-adviser's success in these transactions will depend principally on its ability to predict accurately the future exchange rates between foreign currencies and the U.S. dollar. Foreign currency forward exchange contracts may be used for non-hedging purposes in seeking to meet the applicable fund's investment objectives, such as when the sub-adviser anticipates that particular non-U.S. currencies will appreciate or depreciate in value, even though securities denominated in those currencies are not then held in the fund's investment portfolio. Investing in foreign currency forward exchange contracts for purposes of gaining from projected changes in exchange rates, as opposed to hedging currency risks applicable to a fund's holdings, further increases the fund's exposure to foreign securities losses. There is no assurance that a sub-adviser's use of currency derivatives will benefit a fund or that they will be, or can be, used at appropriate times.
- Swaps.* Swap contracts, including credit default swaps, involve heightened risks and may result in losses to the fund. Swaps may in some cases be illiquid and difficult to value, and they increase credit risk since the fund has exposure to both the issuer of the referenced obligation and the counterparty to the swap. If the fund buys a credit default swap, it will be subject to the risk that the credit default swap may expire worthless, as the credit default swap would only generate income in the event of a default on the underlying debt security or other specified event. As a buyer, the fund would also be subject to credit risk relating to the seller's payment of its obligations in the event of a default (or similar event). If the fund sells a credit default swap, it will be exposed to the credit risk of the issuer of the obligation to which the credit default swap relates. As a seller, the fund would also be subject to leverage risk, because it would be liable for the full notional amount of the swap in the event of default (or similar event). Swaps may be difficult to unwind or terminate. Credit default swaps may in some cases be illiquid, and they increase credit risk since the fund has exposure to the issuer of the referenced obligation and either their counterparty to the credit default swap or, if it is a cleared transaction, the brokerage firm through which the trade was cleared and the clearing organization that is the counterparty to that trade. Certain index-based credit default swaps are structured in tranches, whereby junior tranches assume greater default risk than senior tranches. The absence of a central exchange or market for swap transactions may lead, in some instances, to difficulties in trading and valuation, especially in the event of market disruptions. New regulations require many kinds of swaps to be executed through a centralized exchange or regulated facility and be cleared through a regulated clearinghouse. Although this clearing mechanism is generally expected to reduce counterparty credit risk, it may disrupt or limit the swap market and may not result in swaps being easier to trade or value. As swaps become more standardized, the fund may not be able to enter into swaps that meet its investment needs. The fund also may not be able to find a clearinghouse willing to accept the swaps for clearing. In a cleared swap, a central clearing organization will be the counterparty to the transaction. The fund will assume the risk that the clearinghouse may be unable to perform its obligations. The new regulations may make using swaps more costly, may limit their availability, or may otherwise adversely affect their value or performance.
- Contracts for Difference.* Contracts for differences ("CFDs") are subject to liquidity risk because the liquidity of CFDs is based on the liquidity of the underlying instrument, and are subject to counterparty risk, i.e., the risk that the counterparty to the CFD transaction may be unable or unwilling to make payments or to otherwise honor its financial obligations under the terms of the contract. To the extent that there is an imperfect correlation between the return on the fund's obligation to its counterparty under the CFD and the return on related assets in its portfolio, the CFD transaction may increase the fund's financial risk. CFDs, like many other derivative instruments, involve the risk that, if the derivative security declines in value, additional margin would be required to maintain the margin level. The seller may require the fund to deposit additional sums to cover this, and this may be at short notice. If additional margin is not provided in time, the seller may liquidate the positions at a loss for which the fund is liable. CFDs are not registered with the Securities and Exchange Commission or any U.S. regulator, and are not subject to U.S. regulation.

**Distressed or Defaulted Securities:** Investments in defaulted securities and obligations of distressed issuers, including securities that are, or may be, involved in reorganizations or other financial restructurings, either out of court or in bankruptcy, involve substantial risks in addition to the risks of investing in high-yield debt securities. These securities are considered speculative. A fund may suffer significant losses if a reorganization or restructuring is not completed as anticipated. A fund will generally not receive interest

payments on the distressed securities and may incur costs to protect its investment. Repayment of defaulted securities and obligations of distressed issuers is subject to significant uncertainties. A fund may incur costs to protect its investment, and the fund could lose its entire investment. Distressed or defaulted securities and any securities received in an exchange for such securities may be subject to restrictions on resale.

**Dividend Paying Stock:** Certain funds utilize a strategy that focuses on investing in stocks that pay dividends. There can be no assurance that the issuers of the stocks held by a fund will pay dividends in the future or that, if dividends are paid, they will not decrease. A fund's emphasis on dividend paying stocks could cause the fund's share price and total return to fluctuate more than, or cause the fund to underperform similar funds that invest without consideration of an issuer's track record of paying dividends or ability to pay dividends in the future. Dividend paying stocks may not participate in a broad market advance to the same degree as other stocks, and a sharp rise in interest rates or economic downturn could cause an issuer to unexpectedly reduce or eliminate its dividends.

**Dollar Rolls:** A dollar roll transaction involves a sale by a fund of a mortgage-backed or other security concurrently with an agreement by the fund to repurchase a similar security at a later date at an agreed-upon price. The securities that are repurchased will bear the same interest rate and stated maturity as those sold, but pools of mortgages collateralizing those securities may have different prepayment histories than those sold.

The use of dollar rolls is a speculative technique involving leverage, and can have an economic effect similar to borrowing money. Dollar roll transactions involve the risk that the market value of the securities a fund is required to purchase may decline below the agreed upon repurchase price of those securities. If the broker/dealer to whom a fund sells securities becomes insolvent, the fund's ability to purchase or repurchase securities may be restricted.

**Dynamic Risk Management:** In implementing the Dynamic Risk Management strategy, the sub-adviser anticipates that it will sell shares the fund holds in equity and fixed income ETFs and will be more concentrated in 7-10 Year U.S. Treasury Bond ETFs or cash instruments. The fund may incur additional trading costs while implementing the Dynamic Risk Management strategy, which may reduce the fund's performance. If the fund increases its 7-10 Year U.S. Treasury Bond ETFs or cash related holdings at inopportune times or for extended periods of time, the fund may experience lower investment returns or experience higher losses. The Dynamic Risk Management strategy may fail to protect against market declines, may limit the fund's ability to participate in rising markets and may cause the fund to underperform its benchmark or similar funds that do not employ such a strategy in rising markets. The Dynamic Risk Management strategy may not work as intended.

**Emerging Markets:** Investments in securities of issuers located or doing business in emerging markets bear heightened foreign investments risks and may experience rapid and extreme changes in value. Emerging markets are riskier than more developed markets because they tend to develop unevenly and may never fully develop. Emerging market countries typically have less developed and less stable economic and political systems and regulatory and accounting standards. For example, the economies of such countries can be subject to rapid and unpredictable rates of inflation or deflation, and may be based on only a few industries. Such countries typically have fewer medical and economic resources than more developed countries, and thus they may be less able to control or mitigate the effects of a public health emergency or natural disaster. Certain emerging markets may also face other significant internal or external risks, including the risk of war or terrorism, and ethnic, religious or racial conflicts. Emerging market countries may have policies that restrict investment by foreigners or that prevent foreign investors from withdrawing their money at will, and such investors are more likely to experience nationalization, expropriation and confiscatory taxation. Such policies may change abruptly. Emerging market securities are often particularly sensitive to market movements because their market prices tend to reflect speculative expectations. Some emerging market countries are especially vulnerable to economic conditions in other countries. Low trading volumes may result in a lack of liquidity and extreme price volatility, which could make security valuations more difficult. Less certainty with respect to security valuations may lead to additional challenges and risks in calculating a fund's net asset value. A fund investing in emerging market countries may be required to establish special custody or other arrangements before investing, and the fund may experience problems or delays with the clearing and settling of trades that are not typically experienced in more developed markets. It may be difficult for a fund to pursue claims against an emerging market issuer or other parties in the courts of an emerging market country. Some securities issued by emerging market governments or their subdivisions, agencies and instrumentalities may not be backed by the full faith and credit of such governments. Even where a security is backed by the full faith and credit of a government, it may be difficult for a fund to pursue its rights against the government. An investment in emerging market securities should be considered speculative.

**Energy Sector:** Certain risks inherent in investing in energy companies include the following:

- *Supply and Demand.* A decrease in the production of natural gas, natural gas liquids, crude oil, coal or other energy commodities, a decrease in the volume of such commodities available for transportation, mining, processing, storage or distribution or a sustained decline in demand for such commodities, may adversely impact the financial performance of energy companies. Energy companies are subject to supply and demand fluctuations in the markets they serve which will be impacted by a wide range of factors, including fluctuating commodity prices, weather, increased conservation or use of alternative fuel sources, increased governmental or environmental regulation, depletion, rising interest rates, declines in domestic or foreign production, accidents or catastrophic events and economic conditions, among others. The United States

relies heavily on foreign imports of energy such as crude oil and refined products. If a supply source decides to restrict supply to the United States or is unable to meet demand, some energy companies' cash flows may be adversely impacted. The substantial market disruption and slowdown in economic activity resulting from the COVID-19 pandemic has adversely impacted the demand for oil and other energy commodities. The Organization of Petroleum Exporting Countries ("OPEC") and other oil-producing countries have agreed to reduce production in response to the pandemic. An extended period of reduced production and continued price volatility may significantly lengthen the time the energy sector would need to recover after a stabilization of prices.

- *Depletion and Exploration.* Energy reserves naturally deplete as they are consumed over time. Energy companies are either engaged in the production of natural gas, natural gas liquids, crude oil, or coal, or are engaged in transporting, storing, distributing and processing these items and refined products on behalf of the owners of such commodities. To maintain or grow their revenues, these companies or their customers need to maintain or expand their reserves through exploration of new sources of supply, through the development of existing sources or through acquisitions. The financial performance of energy companies may be adversely affected if they, or the companies to whom they provide services, are unable to cost-effectively acquire additional energy deposits sufficient to replace the natural decline of existing reserves. Also, the quantities of reserves may be overstated, or deposits may not be produced in the time periods anticipated. If an energy company is not able to raise capital on favorable terms, it may not be able to add to or maintain its reserves.
- *Reserve.* Energy companies engaged in the production of natural gas, natural gas liquids, crude oil and other energy commodities are subject to the risk that the quantities of their reserves are overstated, or will not be produced in the time periods anticipated, for a variety of reasons including the risk that no commercially productive amounts of such energy commodities can be produced from estimated reserves because of the curtailment, delay or cancellation of production activities as a result of unexpected conditions or miscalculations, title problems, pressure or irregularities in formations, equipment failures or accidents, adverse weather conditions, compliance with environmental and other governmental requirements and cost of, or shortages or delays in the availability of, drilling rigs and other equipment, and operational risks and hazards associated with the development of the underlying properties, including natural disasters, blowouts, explosions, fires, leakage of such energy commodities, mechanical failures, cratering and pollution.
- *Regulatory.* Energy companies are subject to significant federal, state and local government regulation in virtually every aspect of their operations, including (i) how facilities are constructed, maintained and operated, (ii) how and where wells are drilled, (iii) how services are provided, (iv) environmental and safety controls, and, in some cases (v) the prices they may charge for the products and services they provide. Various governmental authorities have the power to enforce compliance with these regulations and the permits issued under them, and violators are subject to administrative, civil and criminal penalties, including civil fines, injunctions or both. Stricter laws, regulations or enforcement policies could be enacted in the future which would likely increase compliance costs and may adversely affect the financial performance of energy companies. In particular, changes to laws and increased regulations or enforcement policies as a result of the Macondo oil spill in the Gulf of Mexico may adversely affect the financial performance of energy companies.
- *Commodity Pricing.* The operations and financial performance of energy companies may be directly affected by energy commodity prices, especially those energy companies which own the underlying energy commodity or receive payments for services that are based on commodity prices. Such impact may be a result of changes in the price for such commodity or a result of changes in the price of one energy commodity relative to the price of another energy commodity (i.e., the price of natural gas relative to the price of natural gas liquids). These prices may fluctuate widely in response to a variety of factors, including global and domestic economic conditions, weather conditions, the supply and price of imported energy commodities, the production and storage levels of energy commodities in certain regions or in the world, political stability, transportation facilities, energy conservation, domestic and foreign governmental regulation and taxation and the availability of local, intrastate and interstate transportation systems. Volatility of commodity prices may also make it more difficult for energy companies to raise capital to the extent the market perceives that their performance may be directly or indirectly tied to commodity prices.
- *Acquisition.* The ability of energy companies to grow operating cash flow and increase such company's enterprise value can be highly dependent on their ability to make acquisitions that result in an increase in cash available for distributions. Recently, the acquisition market has become more competitive as a result of the increased amount of energy companies, as well as significant private equity interest in midstream energy assets. As a result, the competitive nature of the market has resulted in higher multiples, which may reduce the attractiveness of returns on acquisitions. Accordingly, MLP Entities may be unable to make accretive acquisitions because they are unable to identify attractive acquisition candidates, negotiate acceptable purchase contracts, raise financing for such acquisitions on economically acceptable terms, or because they are outbid by competitors. Such circumstances may limit future growth and their ability to raise distributions could be reduced. Furthermore, even if energy companies do consummate acquisitions that they believe will be accretive, the acquisitions may instead result in a decrease in operating cash flow or a decrease in enterprise value. Any acquisition involves risks, including, among other things: mistaken assumptions about revenues and costs, including synergies; the assumption of unknown liabilities; limitations on rights to indemnity from the seller; the diversion of management's attention from other business

concerns; unforeseen difficulties operating in new product or geographic areas; and customer or key employee losses at the acquired businesses. The substantial market disruption and slowdown in economic activity resulting from the COVID-19 pandemic may limit the ability of energy companies to make acquisitions.

- *Affiliated Party.* Certain energy companies are dependent on their parents or sponsors for a majority of their revenues. Any failure by such company's parents or sponsors to satisfy their payments or obligations would impact such company's revenues and operating cash flows and ability to make interest payments and/or distributions.
- *Catastrophe.* The operations of energy companies are subject to many hazards inherent in the exploring, developing, producing, generating, transporting, transmission, storing, gathering, processing, refining, distributing, mining or marketing of natural gas, natural gas liquids, crude oil, refined products, coal or electricity, including: damage to pipelines, storage tanks, plants or related equipment and surrounding properties caused by hurricanes, tornadoes, floods, fires and other natural disasters or by acts of terrorism; inadvertent damage from construction and farm equipment; well blowouts; leaks of such energy commodities; fires and explosions. These hazards could result in substantial losses, severe damage to and destruction of property and equipment, and pollution or other environmental damage and may result in the curtailment or suspension of their related operations. Energy companies may not be insured against all risks inherent to their businesses. If a significant accident or event occurs that is not fully insured, it could adversely affect the energy company's operations and financial condition.
- *Terrorism/Market Disruption.* Events in the Middle East and elsewhere could have significant adverse effects on the U.S. economy, financial and commodities markets. Energy assets could be direct targets, or indirect casualties, of an act of terror. The U.S. government has issued warnings that energy assets, specifically the United States' pipeline infrastructure, may be the future target of terrorist organizations.
- *Weather.* Extreme weather conditions, such as hurricanes, (i) could result in substantial damage to the facilities of certain energy companies located in the affected areas, (ii) significantly increase the volatility in the supply of energy commodities and (iii) adversely affect the financial performance of energy companies, and could therefore adversely affect their securities. The damage done by extreme weather also may serve to increase many insurance premiums paid by energy companies and could adversely affect such companies' financial condition.
- *Renewable Energy.* Renewable energy infrastructure companies' future growth may be highly dependent upon on government policies that support renewable power generation and enhance the economic viability of owning renewable electric generation assets. Such policies can include tax credits, accelerated cost-recovery systems of depreciation and renewable portfolio standard programs, which mandate that a specified percentage of electricity sales come from eligible sources of renewable energy. Furthermore, a portion of revenues from investments in renewable energy infrastructure assets is tied, either directly or indirectly, to the wholesale market price for electricity in the markets served. Wholesale market electricity prices are impacted by a number of factors including: the price of fuel (for example, natural gas) that is used to generate electricity; the cost of and management of generation and the amount of excess generating capacity relative to load in a particular market; and conditions (such as extremely hot or cold weather) that impact electrical system demand. In addition, there is uncertainty surrounding the trend in electricity demand growth, which is influenced by macroeconomic conditions; absolute and relative energy prices; and energy conservation and demand management. This volatility and uncertainty in power markets could have a material adverse effect on the assets, liabilities, financial condition, results of operations and cash flow of the companies in which a fund invests.

**Environmental, Social and Governance ("ESG") Investing:** Applying ESG criteria to a sub-adviser's investment analysis for a fund may impact the sub-adviser's investment decisions as to securities of certain issuers and, therefore, applicable funds may forgo some investment opportunities available to funds that do not use ESG criteria or that apply different ESG criteria. Securities of companies with what are identified by a sub-adviser as having favorable ESG characteristics may shift into and out of favor depending on market and economic conditions, and a fund's performance may at times be better or worse than the performance of similar funds that do not use ESG criteria or that apply different ESG criteria. ESG is not a uniformly defined characteristic and applying ESG criteria involves a subjective assessment. ESG ratings and assessments of issuers can vary across third party data providers. ESG criteria can vary over different periods and can evolve over time. Such criteria may also be difficult to apply consistently across regions, countries, industries or sectors.

**Equity Securities:** Equity securities represent an ownership interest, or the right to acquire an ownership interest, in an issuer, and generally have greater risk of loss than debt securities. Equity securities include, among others, common and preferred stocks, convertible securities, and warrants or rights. Stock markets are volatile. Equity securities may have greater price volatility than other asset classes, such as fixed income securities, and fluctuate in price based on real or perceived changes in a company's financial condition, factors affecting a particular industry or industries, and overall market, economic and political conditions. Because a company's equity securities rank junior in priority to the interests of bond holders and other creditors, a company's equity securities will usually react more strongly than its bonds and other debt to actual or perceived changes in the company's financial condition or prospects. If the market prices of the equity securities owned by a fund fall, the value of your investment in the fund will decline. If a fund holds equity securities in a company that becomes insolvent, the fund's interests in the company will rank junior in priority to the

interests of debtholders and general creditors of the company, and the fund may lose its entire investment in the company. These risks are generally magnified for investments in equity securities of distressed companies. A fund may lose its entire investment in the equity securities of an issuer.

**Event Risk Management:** Certain funds utilize an Event Risk Management strategy. The Event Risk Management strategy may involve utilizing options, futures and swaps that are expected to increase in value during the occurrence of certain market events. An instrument used to hedge market event risk could lose all or a portion of its value even in a period of severe market stress. Implementation of the strategy may result in a fund holding options, futures and swaps positions that take contradictory views on market movements. The costs of purchasing and selling these instruments may reduce a fund's return. A fund may not be able to close out a position at the desired time or price. The Event Risk Management strategy may not work as intended.

**Expenses:** Your actual costs of investing in a fund may be higher than the expenses shown in this prospectus for a variety of reasons. For example, expense ratios may be higher than those shown if overall net assets decrease, or if a fee limitation is changed or terminated, or with respect to a newly offered fund or class, if average net assets are lower than estimated. Net assets are more likely to decrease and fund expense ratios are more likely to increase when markets are volatile.

**Extension:** When interest rates rise, repayments of fixed income securities, including asset- and mortgage-backed securities, may occur more slowly than anticipated, extending the effective duration of these fixed income securities at below market interest rates and causing their market prices to decline more than they would have declined due to the rise in interest rates alone. This may cause a fund's share price to be more volatile or go down.

**Fixed-Income Securities:** Fixed-income securities are subject to risks including credit risk, interest rate risk, counterparty risk, prepayment risk, extension risk, valuation risk, and liquidity risk. The value of fixed-income securities may go up or down, sometimes rapidly and unpredictably, due to general market conditions, such as real or perceived adverse economic or political conditions, tariffs and trade disruptions, inflation, changes in interest rates, lack of liquidity in the bond markets or adverse investor sentiment. In addition, the value of a fixed income security may decline if the issuer or other obligor of the security fails to pay principal and/or interest, otherwise defaults or has its credit rating downgraded or is perceived to be less creditworthy, or the credit quality or value of any underlying assets declines. If the value of fixed-income securities owned by a fund falls, the value of your investment will go down. The prices of fixed-income securities will generally go down when interest rates rise. Interest rates in the U.S. and certain foreign markets have been low relative to historic levels. A general rise in interest rates may cause investors to move out of fixed-income securities on a large scale, which could adversely affect the price and liquidity of fixed-income securities and could also result in increased redemptions from the fund. A rise in rates also tends to have a greater impact on the prices of longer term or duration securities. A fund may lose its entire investment in the fixed-income securities of an issuer.

If interest rates rise, repayments of fixed-income securities may occur more slowly than anticipated by the market. This may drive the prices of these securities down because their interest rates are lower than the current interest rate and they remain outstanding longer. This is sometimes referred to as extension risk.

Many issuers have a right to prepay their securities. If interest rates fall, an issuer may exercise this right. If this happens, a fund will be forced to reinvest prepayment proceeds at a time when yields on securities available in the market are lower than the yield on the prepaid security. This is sometimes referred to as prepayment or call risk.

**Floating Rate Loans:** Floating rate loans are often made to borrowers whose financial condition is troubled or highly leveraged. These loans frequently are rated below investment grade and are therefore subject to "High-Yield Debt Securities" risk. There is no public market for floating rate loans and the loans may trade infrequently and be subject to wide bid/ask spreads. Many floating rate loans are subject to restrictions on resale. Floating rate loans may have trade settlement periods in excess of seven days, which may result in a fund not receiving proceeds from the sale of a loan for an extended period. As a result, a fund may be subject to greater "Liquidity" risk than a fund that does not invest in floating rate loans and the fund may be constrained in its ability to meet its obligations (including obligations to redeeming shareholders). The lack of an active trading market may also make it more difficult to value floating rate loans. Rising interest rates can lead to increased default rates as payment obligations increase. Certain courts have determined that floating rate loans are not securities and, therefore, purchasers such as a fund may not be entitled to the anti-fraud protections of the federal securities laws, including the prohibitions on insider trading. Some floating rate loans may be tied to the London Interbank Offered Rate ("LIBOR"), and thus would be subject to LIBOR risk.

Floating rate loans may have restrictive covenants limiting the ability of a borrower to further encumber its assets. However, in periods of high demand by lenders like a fund for floating rate loan investments, borrowers may limit these covenants and weaken a lender's ability to access collateral securing the loan; reprice the credit risk associated with the borrower; and mitigate potential loss. A fund may experience greater losses or delays and expenses in enforcing its rights with respect to floating rate loans with fewer restrictive covenants.

**Focused Investing:** To the extent a fund invests in a limited number of countries, regions, sectors, industries or market segments, in a limited number of issuers, or in issuers in related businesses or that are subject to related operating risks, the fund will be more susceptible to negative events affecting those countries, regions, sectors, industries, segments or issuers, and the value of its shares may



be more volatile than if it invested more widely. Certain issuers, industries and regions may be adversely affected by the impacts of climate change, including through weather events and through regulation or business trends driven by climate change. Local events, such as political upheaval, social unrest, wars and terror attacks, financial troubles, pandemics, epidemics and natural disasters may disrupt a country's or region's securities markets. Geographic risk is especially high in emerging and frontier markets.

**Foreign Investments:** Investments in securities of foreign issuers (including those denominated in U.S. dollars) or issuers with significant exposure to foreign markets are subject to additional risks. Foreign markets can be less liquid, less regulated and more volatile than U.S. markets. The value of a fund's foreign investments may decline, sometimes rapidly and unpredictably, because of factors affecting the particular issuers as well as foreign markets and issuers generally, such as unfavorable or unsuccessful government actions, reduction of government or central bank support, tariffs and trade disruptions, political or financial instability, social unrest or other adverse economic or political developments. Values may also be affected by restrictions on receiving the investment proceeds from a foreign country.

Less information may be publicly available about foreign companies than about U.S. companies. Foreign companies are generally not subject to the same accounting, auditing and financial reporting standards as U.S. companies are. Some securities issued by non-U.S. governments or their subdivisions, agencies and instrumentalities may not be backed by the full faith and credit of such governments. Even where a security is backed by the full faith and credit of a government, it may be difficult or impossible for the fund to pursue its rights against the government. Some non-U.S. governments have defaulted on principal and interest payments. In certain foreign markets, settlement and clearance procedures may result in delays in payment for or delivery of securities not typically associated with settlement and clearance of U.S. investments. Such settlement issues could affect a fund's performance and the liquidity of its portfolio. Dividends or interest on, or proceeds from the sale or disposition of, foreign securities may be subject to non-U.S. withholding or other taxes, and special U.S. tax considerations may apply.

Certain foreign markets may rely heavily on particular industries or foreign capital and are more vulnerable to diplomatic developments, the imposition of economic sanctions against a particular country or countries, organizations, entities and/or individuals, changes in international trading patterns, trade barriers, and other protectionist or retaliatory measures. Economic sanctions could, among other things, effectively restrict or eliminate a fund's ability to purchase or sell securities or groups of securities for a substantial period of time, and may make the fund's investments in such securities harder to value. International trade barriers or economic sanctions against foreign countries, organizations, entities and/or individuals, may adversely affect a fund's foreign holdings or exposures. Investments in foreign markets may also be adversely affected by unfavorable governmental actions such as the imposition of capital and price controls; nationalization of companies or industries; currency exchange controls, currency blockage, or restrictions on the expatriation of foreign currency; expropriation of assets; confiscatory taxation; or the imposition of punitive taxes. In the event of nationalization, expropriation or other confiscation, a fund could lose its entire investment in foreign securities. Governmental actions can have a significant effect on the economic conditions in foreign countries, which also may adversely affect the value and liquidity of a fund's investments. For example, the governments of certain countries may prohibit or impose substantial restrictions on foreign investing in their capital markets or in certain sectors or industries. In addition, a foreign government may limit or cause delay in the convertibility or repatriation of its currency which would adversely affect the U.S. dollar value and/or liquidity of investments denominated in that currency. Any of these actions could severely affect security prices, impair the fund's ability to purchase or sell foreign securities or transfer a fund's assets back into the United States, or otherwise adversely affect the fund's operations. Certain foreign investments may become less liquid in response to market developments or adverse investor perceptions, or become illiquid after purchase by a fund, particularly during periods of market turmoil. When a fund holds illiquid investments, its portfolio may be harder to value.

Investment in securities of foreign issuers may also be subject to foreign custody risk which refers to the risks inherent in the process of clearing and settling trades and to the holding of securities, cash and other assets by banks, agents and depositories in securities markets outside the United States. In addition, it is often more expensive for a fund to buy, hold, and sell securities in certain foreign markets than in the United States. Low trading volumes and volatile prices in less developed markets make trades harder to complete and settle, and governments or trade groups may compel non-U.S. agents to hold securities in designated depositories that may not be subject to independent evaluation. The laws of certain countries may place limitations on the ability to recover assets if a non-U.S. bank, agent or depository becomes insolvent or enters bankruptcy. Non-U.S. agents are held only to the standards of care of their local markets, and thus may be subject to limited or no government oversight. In general, the less developed a country's securities markets are, or the more difficult communication is with that location, the greater the likelihood of custody issues arising.

American Depositary Receipts ("ADRs"), Global Depositary Receipts ("GDRs"), and European Depositary Receipts ("EDRs") are generally subject to all of the risks that direct investments in foreign securities are.

In addition, U.S. investors are restricted from investing in certain Chinese companies, and the companies subject to these restrictions may change from time to time. For example, in November 2020, the President of the United States of America signed an executive order prohibiting U.S. persons, including a fund, from investing in publicly-traded securities of certain companies determined by the U.S. government to be affiliated with China's military. These or other restrictions may adversely affect the value of Chinese companies, result in forced selling of securities of Chinese companies, and cause a fund to incur losses.

**Frontier Markets:** Frontier market countries generally have smaller economies and less developed capital markets than emerging market countries. As a result, the risks of investing in emerging market countries are magnified in frontier market countries. The economies of frontier market countries are generally less correlated to global economic cycles than those of their more developed counterparts and their markets have low trading volumes and the potential for extreme price volatility and illiquidity. This volatility may be further heightened by the actions of a few major investors. These factors make investing in frontier market countries significantly riskier than in other countries and any one of them could cause the price of a fund's shares to decline. An investment in frontier market securities should be considered speculative.

**Government Money Market Fund (Transamerica Government Money Market):** The fund operates as a "government" money market fund under applicable federal regulations. The fund continues to use the special pricing and valuation conventions that currently facilitate a stable share price of \$1.00, although there is no guarantee that the fund will be able to maintain a \$1.00 share price. The fund does not currently intend to avail itself of the ability to impose "liquidity fees" and/or "redemption gates" on fund redemptions, as permitted under the applicable regulations. However, the Board reserves the right, with notice to shareholders, to change this policy, thereby permitting the fund to impose such fees and gates in the future. During periods when interest rates are low or there are negative interest rates, the fund's yield (and total return) also may be low or zero and the fund may be unable to maintain positive returns or a stable net asset value of \$1.00 per share.

**Growth Stocks:** Returns on growth stocks may not move in tandem with returns on other categories of stocks or the market as a whole. Growth stocks typically are particularly sensitive to market movements and may involve larger price swings because their market prices tend to reflect future expectations. When it appears those expectations may not be met, the prices of growth securities typically fall. Growth stocks can be volatile for several reasons. Since growth companies usually reinvest a high proportion of their earnings in their own businesses, they may lack the dividends often associated with value stocks that could cushion their decline in a falling market. Also, since investors buy growth stocks because of their expected superior earnings growth, earnings disappointments often result in sharp price declines. Certain types of growth stocks, particularly technology stocks, can be extremely volatile and subject to greater price swings than the broader market. Growth stocks as a group may be out of favor and underperform the overall equity market for a long period of time, for example, while the market favors "value" stocks.

**Hedging:** A fund may buy and sell futures contracts, put and call options, forward contracts, and other instruments as a hedge. Some hedging strategies could hedge a fund's portfolio against price fluctuations. Other hedging strategies would tend to increase a fund's exposure to the securities market. Forward contracts could be used to try to manage foreign currency risks on a fund's foreign investments. A fund's hedging strategies may not work as intended, and the fund may be in a less favorable position than if it had not used a hedging instrument.

**High-Yield Debt Securities:** High-yield debt securities, commonly referred to as "junk" bonds, are securities that are rated below "investment grade" (that is, securities rated below Baa/BBB) or are unrated securities of comparable quality. A fund that invests in high-yield debt securities may be subject to greater levels of credit risk, liquidity risk, and market risk than funds that do not invest in such securities. High-yield debt securities typically have a higher risk of issuer default because, among other reasons, issuers of junk bonds often have more debt in relation to total capitalization than issuers of investment grade securities. These securities are considered speculative, tend to be volatile and less liquid, and are more difficult to value than higher rated securities and may involve major risk of exposure to adverse conditions and negative sentiments, which may result in losses for the fund. These securities may be in default or in danger of default as to principal and interest. High-yield debt securities range from those for which the prospect for repayment of principal and interest is predominantly speculative to those which are currently in default on principal or interest payments or in bankruptcy. In the event of an issuer's bankruptcy, claims of other creditors may have priority over the claims of high-yield debt holders, leaving few or no assets available to repay high-yield debt holders. This could result in the fund losing its entire investment. High-yield securities are not generally meant for short-term investing. Unrated securities of comparable quality share these risks.

**Hybrid Instruments:** Hybrid instruments combine elements of derivative contracts with those of another security (typically a fixed-income security). All or a portion of the interest or principal payable on a hybrid security is determined by reference to changes in the price of an underlying asset or by reference to another benchmark (such as interest rates, currency exchange rates or indices). Hybrid instruments also include convertible securities with conversion terms related to an underlying asset or benchmark. Investing in hybrid instruments involves a combination of risks, including risks of investing in securities, commodities, options, futures, and currencies. Thus, an investment in a hybrid instrument may entail significant risks in addition to those associated with traditional fixed-income or convertible securities. Hybrid instruments are also potentially more volatile and may carry greater interest rate risks than traditional instruments. Moreover, depending on the structure of the particular hybrid, it may expose a fund to leverage risks or carry liquidity risks.

**Industry Concentration:** Certain funds concentrate their investments in specific industries. Concentration in a particular industry heightens the risks associated with that industry. As a result, a fund may be subject to greater price volatility and risk of loss as a result of adverse economic, business or other developments affecting that industry than funds investing in a broader range of industries.

**Inflation:** The value of assets or income from investment may be worth less in the future as inflation decreases the value of money. As inflation increases, the real value of a fund's assets can decline as can the value of the fund's distributions.

**Inflation-Protected Securities:** Inflation-protected debt securities may react differently from other types of debt securities and tend to react to changes in "real" interest rates. Real interest rates represent nominal (stated) interest rates reduced by the expected impact of inflation. In general, the price of an inflation-protected debt security can fall when real interest rates rise, and can rise when real interest rates fall. Interest payments on inflation-protected debt securities can be unpredictable and will vary as the principal and/or interest is adjusted for inflation. The market for U.S. Treasury inflation-protected securities ("TIPS") and corporate inflation-protected securities ("CIPS") may be less developed or liquid, and more volatile, than certain other securities markets. Also, the inflation index utilized by a particular inflation-protected security may not accurately reflect the true rate of inflation, in which case the market value of the security could be adversely affected.

**Interest Rate (Transamerica Government Money Market):** The interest rates on short-term obligations held in the fund will vary, rising or falling with short-term interest rates generally. Interest rates in the United States have been at historically low levels. The fund faces a heightened risk that interest rates may rise. The fund's yield will tend to lag behind general changes in interest rates. The ability of the fund's yield to reflect current market rates will depend on how quickly the obligations in its portfolio mature and how much money is available for investment at current market rates. A general rise in interest rates may cause investors to move out of fixed income securities on a large scale, which could adversely affect the price and liquidity of fixed income securities and could also result in increased redemptions from the fund.

**Interest Rate:** Interest rates in the U.S. and certain foreign markets have been low relative to historic levels. A fund faces a risk that interest rates may rise. When interest rates rise, the value of fixed income securities will generally fall. A change in interest rates will not have the same impact on all fixed-income securities. Generally, the longer the maturity or duration of a fixed-income security, the greater the impact of a rise in interest rates on the security's value. In addition, different interest rate measures (such as short- and long-term interest rates and U.S. and foreign interest rates), or interest rates on different types of securities or securities of different issuers, may not necessarily change in the same amount or in the same direction. A fund may not be able to hedge against changes in interest rates, may choose not to do so for cost or other reasons, and even if the fund does, the hedge may not work as intended. A significant or rapid rise in rates may result in losses. Changes in interest rates also may affect the liquidity of a fund's investments. When interest rates go down, the income received by a fund, and the fund's yield, may decline. A general rise in interest rates may cause investors to sell fixed income securities on a large scale, which could adversely affect the price and liquidity of fixed income securities generally and could also result in increased redemptions from the fund. Increased redemptions could cause the fund to sell securities at inopportune times or depressed prices and result in further losses. The maturity of a security may be significantly longer than its duration. A security's maturity and other features may be more relevant than its duration in determining the security's sensitivity to other factors affecting the issuer or markets generally such as changes in credit quality or in the yield premium that the market may establish for certain types of securities.

Duration is a measure of the expected life of a fixed-income security that is used to determine the sensitivity of a security's price to changes in interest rates. Fixed-income securities with longer durations tend to be more sensitive to changes in interest rates, usually making them more volatile than securities with shorter durations. Similarly, a fund with a longer average portfolio duration will generally be more sensitive to changes in interest rates than a fund with a shorter average portfolio duration. By way of example, the price of a bond fund with an average duration of five years would be expected to fall approximately 5% if interest rates rose by one percentage point.

Certain fixed-income securities pay interest at variable or floating rates. Variable rate securities tend to reset at specified intervals, while floating rate securities may reset whenever there is a change in a specified index rate. In most cases, these reset provisions reduce the impact of changes in market interest rates on the value of the security. However, some securities do not track the underlying index directly, but reset based on formulas that may produce a leveraging effect; others may also provide for interest payments that vary inversely with market rates. The market prices of these securities may fluctuate significantly when interest rates change. If the fund holds variable or floating rate securities, a decrease in market interest rates will adversely affect the income received from such securities and the net asset value of the fund's shares. Some variable and floating rate securities are tied to the London Interbank Offered Rate ("LIBOR"), and thus they also subject the fund to "LIBOR" risk.

**Investment Companies:** To the extent that a fund invests in other investment companies such as closed-end or exchange-traded funds ("ETFs"), it bears its pro rata share of those investment companies' expenses. Those expenses are in addition to the advisory and other expenses that the fund bears directly in connection with its own operations. Further, the fund is subject to the effects of the business and regulatory developments that affect these investment companies and the investment company industry generally.

**Investments in the China Interbank Bond Market:** A fund is subject to additional risks when investing through China's Bond Connect program ("Bond Connect"), which allows non-Chinese investors to purchase certain fixed-income investments available from the China Interbank Bond Market ("CIBM"). The Chinese investment and banking systems are materially different in nature from many developed markets, which exposes investors to risks that are different from those in the U.S. because Bond Connect uses the trading infrastructure of both Hong Kong and China. If either one or both markets involved are closed on a day a fund is open, the

fund may not be able to add to or exit a position on such a day, which could adversely affect the fund's performance. Securities offered through Bond Connect may lose their eligibility for trading through Bond Connect at any time, and if such an event occurs, a fund could sell, but could no longer purchase, such securities through Bond Connect. Investing through Bond Connect also includes the risk that a fund may have a limited ability to enforce rights as a bondholder as well as the risks of settlement delays and counterparty default related to the sub-custodian. Securities purchased through Bond Connect generally may not be sold, purchased, or otherwise transferred other than through Bond Connect in accordance with applicable rules.

Bond Connect is relatively new. Laws, rules, regulations, policies, notices, circulars or guidelines relating to Bond Connect (the "Applicable Bond Connect Regulations") as published or applied by any of the Bond Connect Authorities (as defined below) are relatively untested and are subject to change from time to time. There can be no assurance that Bond Connect will not be restricted, suspended or abolished. If such event occurs, a fund's ability to invest in the CIBM through Bond Connect may be adversely affected, and if the fund is unable to adequately access the CIBM through other means, the fund's ability to achieve its investment objective may be adversely affected. "Bond Connect Authorities" refers to the exchanges, trading systems, settlement systems, governmental, regulatory or tax bodies which provide services and/or regulate Bond Connect and activities relating to Bond Connect, including, without limitation, the People's Bank of China, Hong Kong Monetary Authority ("HKMA"), Hong Kong Exchanges and Clearing Limited, China Foreign Exchange Trade System & National Interbank Funding Centre, Central Moneymarkets Unit ("CMU"), China Central Depository & Clearing Co., Ltd ("CCDC"), Shanghai Clearing House ("SCH"), and any other regulator, agency or authority with jurisdiction, authority or responsibility in respect of Bond Connect.

Under the prevailing Applicable Bond Connect Regulations, eligible foreign investors who wish to participate in Bond Connect may do so through an offshore custody agent, registration agent or other third parties (as the case may be), who would be responsible for making the relevant filings and account opening with the relevant authorities. A fund is therefore subject to the risk of default or errors on the part of such agents.

Trading through Bond Connect is performed through newly developed trading platforms and operational systems. There is no assurance that such systems will function properly (in particular, under extreme market conditions) or will continue to be adapted to changes and developments in the market. In the event that the relevant systems fail to function properly, trading through Bond Connect may be disrupted. A fund's ability to trade through Bond Connect (and hence to pursue its investment strategy) may therefore be adversely affected. In addition, where a fund invests in the CIBM through Bond Connect, it may be subject to risks of delays inherent in the order placing and/or settlement.

A fund's investments through Bond Connect will be held on behalf of the fund via a book entry omnibus account in the name of the CMU maintained with a Mainland China-based custodian (either CCDC or SCH). A fund's ownership interest in investments through Bond Connect will not be reflected directly in book entry with CCDC or SCH and will instead only be reflected on the books of its Hong Kong sub-custodian. While Bond Connect Authorities have expressly stated that investors will enjoy the rights and interests of the bonds acquired through Bond Connect in accordance with applicable laws, the exercise and the enforcement of beneficial ownership rights over such bonds in the courts in China is yet to be tested. As a result, for example, though the HKMA has stated otherwise in its Frequently Asked Questions relating to Bond Connect, it is possible that in the event that the nominee holder (i.e. the CMU or HKMA) becomes insolvent, such bonds may be deemed to form part of the pool of assets of the nominee holder available for distribution to its creditors thereby subjugating the rights of a fund.

With respect to tax treatment, uncertainties in China tax rules governing taxation of income and gains from investments via Bond Connect could result in unexpected tax liabilities for a fund.

**IPOs:** Securities offered in initial public offerings (IPOs) are subject to many of the same risks of investing in companies with smaller market capitalizations and often to a heightened degree. Securities issued in IPOs have no trading history, and information about the companies may be available for very limited periods. In addition, the prices of securities sold in IPOs may be highly volatile. At any particular time or from time to time, a fund may not be able to invest in securities issued in IPOs, or invest to the extent desired, because, for example, only a small portion (if any) of the securities being offered in an IPO may be made available to a fund. There is no assurance that any particular IPO will be successful, or that any gains will be sustainable. Investors should not rely on past gains attributable to IPOs as an indication of future performance.

**Junior Loans:** Junior loans are subject to the same general risks inherent to any loan investment, including credit risk, market and liquidity risk and interest rate risk. Due to their lower place in the borrower's capital structure and possible unsecured status, junior loans involve a higher degree of overall risk than senior loans of the same borrower. Second lien loans are secured by the assets of the issuer. In a typical structure, the claim on collateral and right of payment of second lien loans are junior to those of first-lien loans. Subordinated bridge loans are loans that are intended to provide short-term financing to provide a "bridge" to an asset sale, bond offering, stock offering, or divestiture. Generally, bridge loans are provided by arrangers as part of an overall financing package. Typically, the issuer will agree to increasing interest rates if the loan is not repaid as expected. A subordinated bridge loan is junior to a senior bridge loan in right of payment.

**Large Capitalization Companies:** A fund's investments in large capitalization companies may underperform other segments of the market because they may be less responsive to competitive challenges and opportunities and unable to attain high growth rates during periods of economic expansion. As a result, a fund's value may not rise as much as, or may fall more than, the value of funds that focus on companies with smaller market capitalizations.

**Large Shareholder:** Transamerica Asset Allocation – Conservative Portfolio, Transamerica Asset Allocation – Growth Portfolio, Transamerica Asset Allocation – Moderate Growth Portfolio, Transamerica Asset Allocation – Moderate Portfolio, Transamerica Asset Allocation Intermediate Horizon, Transamerica Asset Allocation Long Horizon and Transamerica Asset Allocation Short Horizon, each separate series of Transamerica Funds, as well as Transamerica JPMorgan Asset Allocation – Conservative VP, Transamerica JPMorgan Asset Allocation – Growth VP, Transamerica JPMorgan Asset Allocation – Moderate Growth VP, Transamerica JPMorgan Asset Allocation – Moderate VP, Transamerica BlackRock Tactical Allocation VP and Transamerica JPMorgan International Moderate Growth VP, each separate series of Transamerica Series Trust, are asset allocation funds (the “Asset Allocation Funds”) that invest in certain series of Transamerica Funds and may own a significant portion of the shares of an underlying fund.

Unaffiliated funds (the “Unaffiliated Funds”) may invest in series of Transamerica Funds subject to the fund of funds restrictions of Section 12(d)(1) of the 1940 Act. Unaffiliated Funds with exemptive relief from the SEC may invest in an underlying fund beyond the limits of Section 12(d)(1), subject to certain terms and conditions. An Unaffiliated Fund may own a significant portion of the shares of an underlying fund.

Transactions by the Asset Allocation Funds and/or the Unaffiliated Funds may be disruptive to the management of an underlying fund. An underlying fund may experience large redemptions or investments due to transactions in fund shares by the Asset Allocation Funds and/or the Unaffiliated Funds. While it is impossible to predict the overall effect of these transactions over time, there could be an adverse impact on an underlying fund's performance. In the event of such redemptions or investments, an underlying fund could be required to sell securities or to invest cash at a time when it may not otherwise desire to do so. Such transactions may increase an underlying fund's brokerage and/or other transaction costs. In addition, when the Asset Allocation Funds and/or the Unaffiliated Funds own a substantial portion of an underlying fund's shares, a large redemption by an Asset Allocation Fund and/or an Unaffiliated Fund could cause actual expenses to increase, or could result in the underlying fund's current expenses being allocated over a smaller asset base, leading to an increase in the underlying fund's expense ratio.

Redemptions of underlying fund shares could also accelerate the realization of taxable capital gains in an underlying fund if sales of securities result in capital gains. The impact of these transactions is likely to be greater when an Asset Allocation Fund and/or an Unaffiliated Fund purchases, redeems, or owns a substantial portion of an underlying fund's shares.

When possible, TAM and/or the sub-adviser will consider how to minimize these potential adverse effects, and may take such actions as it deems appropriate to address potential adverse effects, including carrying out the transactions over a period of time, although there can be no assurance that such actions will be successful.

**Legal and Regulatory:** Legal and regulatory changes could occur that may adversely affect a fund, its investments, and its ability to pursue its investment strategies and/or increase the costs of implementing such strategies. New or revised laws or regulations may be imposed by the U.S. Securities and Exchange Commission, the U.S. Commodity Futures Trading Commission, the Internal Revenue Service, the U.S. Federal Reserve or other governmental regulatory authorities or self-regulatory organizations that could adversely affect a fund. A fund also may be adversely affected by changes in the enforcement or interpretation of existing statutes and rules by governmental regulatory authorities or self-regulatory organizations.

**Leveraging:** To the extent a fund borrows or uses derivatives or other investments, such as ETFs, that have embedded leverage, your investment may be subject to heightened volatility, risk of loss and costs. Other risks also will be compounded because leverage generally magnifies the effect of a change in the value of an asset and creates a risk of loss of value on a larger pool of assets than a fund would otherwise have, potentially resulting in the loss of all assets. A fund also may have to sell assets at inopportune times to satisfy its obligations created by the use of leverage or derivatives, or to meet segregation or coverage requirements. The use of leverage is considered to be a speculative investment practice that may result in the loss of a substantial amount, and possibly all, of a fund's assets.

**LIBOR:** Many financial instruments, financings or other transactions to which the fund may be a party use or may use a floating rate based on the London Interbank Offered Rate (“LIBOR”). LIBOR is widely used in financial markets. In 2017, the United Kingdom Financial Conduct Authority announced that it will no longer encourage nor require banks to submit rates for the calculation of LIBOR after 2021. The administrator of LIBOR recently announced a possible delay in the phase out of a majority of the U.S. dollar LIBOR publications until mid-2023, with the remainder of the LIBOR publications to end at the end of 2021. It is unclear whether LIBOR will continue to exist in its current or a modified form. Actions by regulators have resulted in the establishment of alternative reference rates to LIBOR in most major currencies. Based on the recommendations of the New York Federal Reserve's Alternative Reference Rate Committee (comprised of major derivative market participants and their regulators), the U.S. Federal Reserve began publishing a Secured Overnight Funding Rate (“SOFR”) that is intended to replace U.S. Dollar LIBOR. Proposals for alternative reference rates for other currencies have also been announced or have already begun publication, such as SONIA in the United

Kingdom. The transition process may lead to increased volatility and illiquidity in markets for instruments the terms of which are based on LIBOR. It could also lead to a reduction in the value of some LIBOR-based investments and reduce the effectiveness of new hedges placed against existing LIBOR-based investments. Since the usefulness of LIBOR as a benchmark could deteriorate during the transition period, these effects could occur prior to the end of 2021. The willingness and ability of issuers to include enhanced provisions in new and existing contracts or instruments also remains uncertain. Any of these factors may adversely affect the fund's performance or NAV.

**Liquidity:** A fund may make investments that are illiquid or that become illiquid after purchase. Investments may become illiquid due to the lack of an active market, a reduced number of traditional market participants, legal or contractual restrictions on resale, or reduced capacity of traditional market participants to make a market in securities. Regulations such as the Volcker Rule or future regulations may further constrain the ability of market participants to create liquidity, particularly in times of increased volatility. As a general matter, a reduction in the willingness or ability of dealers and other institutional investors to make markets in fixed income securities may result in even less liquidity in certain markets. Illiquid investments can be difficult to value. If a fund is forced to sell less liquid or illiquid investments to meet redemption requests or other cash needs, the fund may be forced to sell at a substantial loss (or may not be able to sell at all), and such sale may involve additional costs. In addition, securities, once sold by a fund, may not settle for an extended period (for example, several weeks or even longer). The fund will not receive its sales proceeds until that time, which may constrain the fund's ability to meet its obligations (including obligations to redeeming shareholders). Liquidity of particular investments, or even entire asset classes, including U.S. Treasury securities, can deteriorate rapidly, particularly during times of market turmoil, and those investments may be difficult or impossible for a fund to sell. This may prevent a fund from limiting losses. Further, when there is illiquidity in the market for certain investments, a fund, due to limitations on illiquid investments, may be unable to achieve its desired level of exposure to a certain sector or asset class. A fund is required by law to maintain a liquidity risk management program to assess and manage the fund's liquidity risk. This program is intended to reduce liquidity risk, but may not achieve the desired results. Analyses and judgments made under the program may be incorrect, and changes in market conditions, which may be rapid and unexpected, may adversely affect the program.

**Loans:** Loans are subject to the credit risk of nonpayment of principal or interest. Economic downturns or increases in interest rates may cause an increase in defaults, interest rate risk and liquidity risk. Loans may or may not be collateralized at the time of acquisition, and any collateral may be relatively illiquid or lose all or substantially all of its value subsequent to investment. In the event of bankruptcy of a borrower, a fund could experience delays or limitations with respect to its ability to realize the benefits of any collateral securing a loan.

A fund may invest in certain commercial loans, including loans generally known as "syndicated bank loans," by acquiring participations or assignments in such loans. The lack of a liquid secondary market for such securities may have an adverse impact on the value of the securities and a fund's ability to dispose of particular assignments or participations when necessary to meet redemptions of shares or to meet a fund's liquidity needs. When purchasing a participation, a fund may be subject to the credit risks of both the borrower and the lender that is selling the participation. When purchasing a loan assignment, a fund acquires direct rights against the borrowers, but only to the extent of those held by the assigning lender. Investment in loans through a direct assignment from the financial institution's interests with respect to a loan may involve additional risks to a fund.

Junior loans, which have a lower place in the borrower's capital structure than senior loans and may be unsecured, involve a higher degree of overall risk than senior loans of the same borrower. Second lien loans are secured by the assets of the issuer. In a typical structure, the claim on collateral and right of payment of second lien loans are junior to those of first-lien loans. Subordinated bridge loans are loans that are intended to provide short-term financing to provide a "bridge" to an asset sale, bond offering, stock offering, or divestiture. Generally, bridge loans are provided by arrangers as part of an overall financing package. Typically, the issuer will agree to increasing interest rates if the loan is not repaid as expected. A subordinated bridge loan is junior to a senior bridge loan in right of payment.

There may be no active trading market for loans. Loans may have settlement periods in excess of seven days. Failure to receive sales proceeds on a timely basis may constrain a fund's ability to meet its obligations (including obligations to redeeming shareholders).

Certain courts have determined that loans are not securities and, therefore, purchasers such as a fund may not be entitled to the anti-fraud protections of the federal securities laws, including the prohibitions on insider trading.

Loans may have restrictive covenants limiting the ability of a borrower to further encumber its assets. However, in periods of high demand by lenders like a fund for loan investments, borrowers may limit these covenants and weaken a lender's ability to access collateral securing the loan; reprice the credit risk associated with the borrower; and mitigate potential loss. A fund may experience greater losses or delays and expenses in enforcing its rights with respect to loans with fewer restrictive covenants.

**Management:** The value of your investment in a fund may go down if the investment manager's or sub-adviser's judgments and decisions are incorrect or otherwise do not produce the desired results. For example, the value of your investment in a fund may go down if its investment manager's or sub-adviser's judgment about the quality, relative yield or value of, or market trends affecting, a particular security or issuer, industry, sector, region or market segment, or about the economy or interest rates, is incorrect. A fund may

also suffer losses if there are imperfections, errors or limitations in the quantitative, analytic or other tools, resources, information and data used, or the analyses employed or relied on, by its investment manager or sub-adviser, if such tools, resources, information or data are used incorrectly, fail to produce the desired results or otherwise do not work as intended, or if the investment manager's or sub-adviser's investment style is out of favor or otherwise fails to produce the desired results. A fund's investment strategies may not work as intended or may otherwise fail to produce the desired results. In addition, a fund's investment strategies or policies may change from time to time. Legislative, regulatory or tax developments may also affect the investment techniques available to an investment manager or sub-adviser in connection with managing a fund. Those changes and developments may not lead to the results intended by the investment manager or sub-adviser and could have an adverse effect on the value or performance of the fund. Any of these things could cause a fund to lose value or its results to lag relevant benchmarks or other funds with similar objectives.

**Market:** The market values of a fund's securities and other assets will fluctuate, sometimes rapidly or unpredictably, due to changes in general market conditions, overall economic trends or events, government actions or interventions, actions taken by the U.S. Federal Reserve or foreign central banks, political developments, investor sentiment, public health emergencies such as a pandemic, and other factors that may or may not be related to the issuer of the security or other asset. The market prices of securities and other assets also may go down due to events or conditions that affect particular sectors, industries, issuers, or geographies. Adverse market conditions may be prolonged and may not have the same impact on all types of securities or other assets. If the value of the securities or other assets owned by the fund fall, the value of your investment will go down. A fund may experience a substantial or complete loss on any individual security or asset.

In the past decade, financial markets throughout the world have experienced increased volatility, depressed valuations, decreased liquidity and heightened uncertainty. Governmental and non-governmental issuers defaulted on, or were forced to restructure, their debts. These market conditions may continue, worsen or spread.

Economies and financial markets throughout the world are increasingly interconnected. Economic, financial or political events, trading and tariff arrangements, public health events, terrorism, technology and data interruptions, natural disasters, and other circumstances in one or more countries or regions could be highly disruptive to, and have profound impacts on, global economies or markets. As a result, whether or not a fund invests in securities of issuers located in or with significant exposure to the countries directly affected, the value and liquidity of a fund's investments may go down. Securities markets may also be susceptible to market manipulation or other fraudulent trade practices, which could disrupt the orderly functioning of these markets or adversely affect the value of securities traded in these markets, including a fund's securities.

The COVID-19 pandemic has caused substantial market disruption and dislocation around the world, including in the United States. There have been periods of extreme volatility, and periods where there have been no buyers for certain securities, including U.S. Treasury securities. Some sectors of the economy and individual issuers have experienced particularly large losses. The pandemic has reduced liquidity of particular investments and asset classes; resulted in significant disruptions to business operations, including business closures; strained healthcare systems; disrupted supply chains, consumer demand and employee availability; and restricted travel. These conditions may continue for an extended period of time, or worsen. The pandemic may result in a sustained domestic or global economic downturn or recession. Developing or emerging market countries may be more adversely impacted. The ultimate economic fallout from the pandemic, and the long-term impact on economies, markets, industries and individual issuers, are not known.

The U.S. government and the Federal Reserve, as well as certain foreign governments and central banks, have taken extraordinary actions to support local and global economies and the financial markets in response to the COVID-19 pandemic. These actions have resulted in significant expansion of public debt, including in the United States. The long-term consequences of this level of public debt are not known. In addition, certain interest rates have been reduced to very low levels. This and other government intervention into the economy and financial markets to address the pandemic may not work as intended, particularly if the efforts are perceived by investors as being unlikely to achieve the desired results. The COVID-19 pandemic could continue to adversely affect the value and liquidity of a fund's investments, impair a fund's ability to satisfy redemption requests, and negatively impact a fund's performance.

*Europe.* A number of countries in Europe have experienced severe economic and financial difficulties. Many non-governmental issuers, and even certain governments, have defaulted on, or been forced to restructure, their debts; many other issuers have faced difficulties obtaining credit or refinancing existing obligations; financial institutions have in many cases required government or central bank support, have needed to raise capital, and/or have been impaired in their ability to extend credit; and financial markets in Europe and elsewhere have experienced extreme volatility and declines in asset values and liquidity. These difficulties may continue, worsen or spread within or outside Europe. Responses to the financial problems by European governments, central banks and others, including austerity measures and reforms, may not work, may result in conflicts and social unrest and may limit future growth and economic recovery or have other unintended consequences. Further defaults or restructurings by governments and others of their debt could have additional adverse effects on economies, financial markets and asset valuations around the world. On January 31, 2020, the United Kingdom withdrew from the European Union, commonly referred to as "Brexit." Following a transition period, the United Kingdom's post-Brexit trade agreement with the European Union passed into law in December 2020 and went into effect on January 1, 2021. There is significant market uncertainty regarding Brexit's ramifications. The range and potential implications of

possible political, regulatory, economic, and market outcomes cannot be fully known but could be significant, potentially resulting in increased volatility and illiquidity and lower economic growth for companies that rely significantly on Europe for their business activities and revenues. The United Kingdom has one of the largest economies in Europe and is a major trading partner with the other European Union countries and the United States. Brexit may create additional and substantial economic stresses for the United Kingdom, including a contraction of the United Kingdom's economy, decreased trade, capital outflows, devaluation of the British pound, as well as a decrease in business and consumer spending and investment. The negative impact on not only the United Kingdom and European economies but also the broader global economy could be significant. Moreover, other countries may seek to withdraw from the European Union and/or abandon the euro, the common currency of the European Union. A number of countries in Europe have suffered terror attacks, and additional attacks may occur in the future. The Ukraine has experienced ongoing military conflict; this conflict may expand and military conflicts could potentially occur elsewhere in Europe. Europe has also been struggling with mass migration from the Middle East and Africa. The ultimate effects of these events and other socio-political or geopolitical issues are not known but could profoundly affect global economies and markets. Whether or not a fund invests in securities of issuers located in Europe or with significant exposure to European issuers or countries, these events could negatively affect the value and liquidity of the fund's investments.

**Master Limited Partnerships:** Investments in MLPs involve risks that differ from investments in corporate issuers, including risks related to limited control and limited rights to vote on matters affecting the MLP, risks related to potential conflicts of interest between the MLP and the MLP's general partner, cash flow risks, dilution risks, certain tax risks, and risks related to the general partner's right to require unitholders to sell their common units at an undesirable time or price. MLP entities are typically focused in the energy, natural resources and real estate sectors of the economy. A downturn in the energy, natural resources or real estate sectors of the economy could have an adverse impact on a fund. At times, the performance of securities of companies in the energy, natural resources and real estate sectors of the economy may lag the performance of other sectors or the broader market as a whole.

The yields for equity and debt securities of MLPs and other issuers in the energy sector are susceptible in the short-term to fluctuations in interest rates and the value of a fund's investments in such securities may decline if interest rates rise. Further, rising interest rates could adversely impact the financial performance of MLPs and other issuers in the energy sector by increasing their cost of capital. This may reduce their ability to execute acquisitions or expansion projects in a cost-effective manner. MLPs holding credit-related investments are subject to interest rate risk and the risk of default on payment obligations by debt issuers. MLPs are generally considered interest-rate sensitive investments, and during period of interest rate volatility, may not provide attractive returns.

The value of a fund's investment in MLPs depends to a significant extent on the MLPs being treated as partnerships for U.S. federal income tax purposes. If an MLP does not meet the legal requirements to maintain partnership status, it could be taxed as a corporation and there could be a material decrease in the value of its securities. In that case, the MLP would be subject to U.S. federal income taxation, and distributions received by a fund generally would be taxed as dividend income. If any of the MLPs owned by a fund were treated as corporations for U.S. federal income tax purposes, the after-tax return to a fund with respect to its investment in such MLPs could be materially reduced, which could cause a substantial decline in the value of the fund's shares.

Depreciation or other cost recovery deductions passed through to a fund from investments in MLPs in a given year will generally reduce the fund's taxable income, but those deductions may be recaptured in the fund's income in one or more subsequent years. When recognized and distributed, recapture income will generally be taxable to shareholders at the time of the distribution at ordinary income tax rates, even though those shareholders might not have held shares in a fund at the time the deductions were taken by the fund, and even though those shareholders may not have corresponding economic gain on their shares at the time of the recapture. In order to distribute recapture income or to fund redemption requests, a fund may need to liquidate investments, which may lead to additional recapture income.

Noncorporate taxpayers are generally eligible for a deduction of up to 20% of "qualified publicly traded partnership income." A fund will not be able to claim such a deduction in respect of income allocated to it by any MLPs or other publicly traded partnerships in which it invests, and absent any additional guidance, the law does not allow noncorporate shareholders to be able to claim a deduction in respect of fund dividends attributable to any such income.

**Medium Capitalization Companies:** Investing in medium capitalization companies involves greater risk than is customarily associated with more established companies. The prices of securities of medium capitalization companies generally are more volatile and are more likely to be adversely affected by changes in earnings results and investor expectations or poor economic or market conditions. Securities of medium capitalization companies may underperform larger capitalization companies, may be harder to sell at times and at prices the portfolio managers believe appropriate and may offer greater potential for losses. Such companies usually do not pay significant dividends that could cushion returns in a falling market.

**Model and Data:** Certain sub-advisers may utilize quantitative models, algorithms or calculations (whether proprietary and developed by the sub-adviser or supplied by third parties) ("Models") or information or data supplied by third parties ("Data"). Models and Data are used to construct sets of transactions and investments, to provide risk management insights, and to assist in hedging a fund's investments.



If Models and Data prove to be incorrect or incomplete, any decisions made, in whole or part, in reliance thereon expose a fund to additional risks. For example, by utilizing Models or Data, a sub-adviser may buy certain investments at prices that are priced too high, to sell certain other investments at prices that are too low, or to miss favorable opportunities altogether. Similarly, any hedging based on faulty Models and Data may prove to be unsuccessful. A fund bears the risk that Models or Data used by its sub-adviser will not be successful in determining the size, direction, and/or weighting of investment positions that will enable the fund to achieve its investment objective.

Models can be predictive in nature. The use of predictive Models has inherent risks. For example, such Models may incorrectly forecast future behavior, leading to potential losses on a cash flow and/or a mark-to-market basis. In addition, in unforeseen or certain low-probability scenarios (often involving a market disruption of some kind), such Models may produce unexpected results, which can result in losses for a fund. Furthermore, the success of relying on or otherwise using Models depends on a number of factors, including the validity, accuracy and completeness of the Model's development, implementation and maintenance, the Model's assumptions, factors, algorithms and methodologies, and the accuracy and reliability of the supplied historical or other Data.

Models rely on, among other things, correct and complete Data inputs. If incorrect Data is entered into even a well-founded Model, the resulting information will be incorrect. However, even if Data is input correctly, Model prices may differ substantially from market prices, especially for securities with complex characteristics. Investments selected with the use of Models may perform differently than expected as a result of the design of the Model, inputs into the Model or other factors. To address these issues, a sub-adviser evaluates the performance of the Models utilized, including Model prices and outputs versus recent transactions or similar securities, and as a result, such Models may be modified from time to time. There also can be no assurance that the use of Models will result in effective investment decisions for a fund.

**Money Market Funds:** An investment in a money market fund is not a bank deposit, and is not insured or guaranteed by the Federal Deposit Insurance Corporation ("FDIC") or any other government agency. Although many money market funds seek to maintain a stable net asset value of \$1.00 per share, it is possible to lose money by investing in such money market funds. Certain other money market funds float their net asset value. An investment in a money market fund is not guaranteed and it is possible for the fund to lose money by investing in money market funds.

**Mortgage-Related and Asset-Backed Securities:** The value of mortgage-related and asset-backed securities will be influenced by factors affecting the housing market and the assets underlying such securities. As a result, during periods of declining asset values, difficult or frozen credit markets, swings in interest rates, or deteriorating economic conditions, mortgage-related and asset-backed securities may decline in value, face valuation difficulties, become more volatile and/or become illiquid, which could negatively impact the fund's net asset value. Mortgage-backed securities may be issued by private issuers, by government-sponsored entities such as Fannie Mae (formally known as Federal National Mortgage Association) or Freddie Mac (formally known as Federal Home Loan Mortgage Corporation) or by agencies of the U.S. government, such as the Government National Mortgage Association ("Ginnie Mae"). Mortgage-backed securities represent direct or indirect participations in, or are collateralized by and payable from, mortgage loans secured by real property. Unlike mortgage-related securities issued or guaranteed by agencies of the U.S. government or government-sponsored entities, mortgage-related securities issued by private issuers do not have a government or government-sponsored entity guarantee (but may have other credit enhancement), and may, and frequently do, have less favorable collateral, credit risk or other underwriting characteristics. Asset-backed securities represent participations in, or are secured by and payable from, assets such as installment sales or loan contracts, leases, credit card receivables and other categories of receivables. Certain asset-backed securities present a heightened level of risk because, in the event of default, the liquidation value of the underlying assets may be inadequate to pay any unpaid principal or interest.

The value of mortgage-backed and asset-backed securities may be affected by changes in credit quality or value of the mortgage loans or other assets that support the securities. Some of these securities may receive little or no collateral protection from the underlying assets. The risk of default is generally higher in the case of mortgage-backed investments that include so-called "sub-prime" mortgages. For mortgage-backed securities, when market conditions result in an increase in the default rates on the underlying mortgages and the foreclosure values of the underlying real estate are below the outstanding amount of the underlying mortgages, collection of the full amount of accrued interest and principal on these investments may be doubtful.

Mortgage-backed and asset-backed securities are subject to prepayment or call and extension risks. The structure of some of these securities may be complex and there may be less available information than for other types of debt securities. Upon the occurrence of certain triggering events or defaults, a fund may become the holder of underlying assets at a time when those assets may be difficult to sell or may be sold only at a loss.

**Mortgage-Related Securities (Transamerica Government Money Market):** The value of mortgage-related securities will be influenced by factors affecting the housing market. As a result, during periods of declining asset values, difficult or frozen credit markets, swings in interest rates, or deteriorating economic conditions, mortgage-related securities may decline in value, face valuation difficulties, become more volatile and/or become illiquid, which could negatively impact the fund's net asset value. Mortgage-backed securities may be issued by government-sponsored entities such as Fannie Mae or Freddie Mac or by agencies of the U.S. government, such as Ginnie Mae. Mortgage-backed securities represent direct or indirect participations in, or are collateralized by

and payable from, mortgage loans secured by real property. The value of mortgage-backed securities may be affected by changes in credit quality or value of the mortgage loans. Mortgage-backed securities are subject to prepayment or call and extension risks. Some of these securities may receive little or no collateral protection from the underlying assets. The risk of default is generally higher in the case of mortgage-backed investments that include so-called “sub-prime” mortgages. The structure of some of these securities may be complex and there may be less information available than for other types of debt securities. Upon the occurrence of certain triggering events or defaults, a fund may become the holder of underlying assets at a time when those assets may be difficult to sell or may be sold only at a loss.

**Municipal Securities:** Issuers of municipal securities tend to derive a significant portion of their revenue from taxes, particularly property and income taxes, and decreases in personal income levels and property values and other unfavorable economic factors, such as a general economic recession, adversely affect municipal securities. Municipal issuers may also be adversely affected by rising health care costs, increasing unfunded pension liabilities and by the phasing out of federal programs providing financial support. Where municipal securities are issued to finance particular projects, especially those relating to education, health care, transportation, housing, water or sewer and utilities, issuers often depend on revenues from those projects to make principal and interest payments. Adverse conditions and developments in those sectors can result in lower revenues to issuers of municipal securities and can also have an adverse effect on the broader municipal securities market. To the extent a fund invests significantly in a single state, or in securities the payments on which are dependent upon a single project or source of revenues, or that relate to a sector or industry, such as health care, the fund will be more susceptible to associated risks and developments. Municipal issuers may be more susceptible to downgrades or defaults during recessions or similar periods of economic stress. A number of municipal issuers have defaulted on obligations, commenced insolvency proceedings, or suffered credit downgrading. Financial difficulties of municipal issuers may continue to worsen.

There may be less public information available on municipal issuers or projects than other issuers, and valuing municipal securities may be more difficult. In addition, the secondary market for municipal securities is less well developed and liquid than other markets, and dealers may be less willing to offer and sell municipal securities in times of market turbulence. Changes in the financial condition of one or more individual municipal issuers (or one or more insurers of municipal issuers), or one or more defaults by municipal issuers or insurers, can adversely affect liquidity and valuations in the overall market for municipal securities. The value of municipal securities can also be adversely affected by regulatory and political developments affecting the ability of municipal issuers to pay interest or repay principal, actual or anticipated tax law changes or other legislative actions, and by uncertainties and public perceptions concerning these and other factors.

The rate of interest paid on municipal securities normally is lower than the rate of interest paid on fully taxable securities. Some municipal securities, such as general obligation issues, are backed by the issuer’s taxing authority, while other municipal securities, such as revenue issues, are backed only by revenues from certain facilities or other sources and not by the issuer itself.

The municipal market can be susceptible to unusual volatility, particularly for lower-rated and unrated securities. Liquidity can be reduced unpredictably in response to overall economic conditions or credit tightening.

To the extent that a fund invests in municipal securities whose issuers are located in a single state, such as California, the fund will be more susceptible to economic, political and other developments that may adversely affect issuers in that state than are funds whose portfolios are more geographically diverse. These developments may include state or local legislation or policy changes, voter-passed initiatives, erosion of the tax base or reduction in revenues of the state or one or more local governments, the effects of terrorist acts or the threat of terrorist acts, the effects of possible natural disasters, or other economic or credit problems affecting the state generally or any individual locality. The major sources of revenues for local government, property taxes and sales taxes, as well as fees based on real estate development, are all adversely affected by the recent economic recession. Unfavorable developments in any economic sector may adversely affect a particular state’s overall municipal market. Historically, California’s economy has been more volatile than that of the nation as a whole. Although California has a relatively diversified economy, California has concentrations in high technology, trade, entertainment, agriculture, manufacturing, tourism, construction, government and services.

Investment in municipal securities of issuers in U.S. territories may have more risks than in tax-exempt securities issued by other issuers. Municipal securities issued by the Commonwealth of Puerto Rico or its agencies carry substantial risks. Beginning in 2017, the Commonwealth and its Sales Tax Financing Corporation, Highways and Transportation Authority, Employees’ Retirement System, Electric Power Authority, and Public Buildings Authority entered into the equivalent of municipal bankruptcy proceedings, known as “PROMESA Title III” cases. As a result of the PROMESA cases, these entities are unable to issue new municipal securities and will remain unable to do so unless and until the courts have approved their respective “plans of adjustment” that restructure their debts, which is not expected to occur until 2021 or later, and the prevailing conditions at that time are impossible to predict. Also as a result of the PROMESA cases, these entities’ outstanding municipal securities, which trade on the secondary market, are receiving no recoveries and will not have any recoveries unless and until the courts have approved their respective plans of adjustment. Further, in several litigations within the PROMESA cases, many if not all of these entities’ outstanding municipal securities have been attacked as unconstitutional or otherwise invalidly issued and thus entitled to no recovery whatsoever. In addition, PROMESA is a novel federal law and many of its provisions have been disputed. Even agencies of the Commonwealth that are not currently debtors in PROMESA

proceedings at this time (including the Aqueduct and Sewer Authority, which restructured in 2019 under PROMESA Title VI) may enter such proceedings in the future and, in any event, can be expected to be subject to many of the same stressors that caused the foregoing agencies to enter such proceedings. For these and other reasons, the timing (which could be years) and rate of recovery (which could be zero) on municipal securities that have been or will be issued by the Commonwealth of Puerto Rico or any of its agencies are highly unpredictable.

**Natural Resource-Related Securities:** Securities of companies involved with natural resources may be subject to significant price fluctuations, reflecting the volatility of energy and basic materials' prices, possible instability of supply and changes in demand or inflation. In addition, some companies may be subject to the risks generally associated with extraction of natural resources and the risks of the hazards associated with natural resources.

**New Fund:** If a fund is newly-formed, investors in the fund bear the risk that the sub-adviser may not be successful in implementing its investment strategy, and may not employ a successful investment strategy, or that the fund may fail to attract sufficient assets under management to realize economies of scale, any of which could result in the fund being liquidated at any time without shareholder approval and at a time that may not be favorable for shareholders. Such a liquidation could have negative tax consequences for shareholders and will cause shareholders to incur the expenses of liquidation.

**Non-Diversification:** As a "non-diversified" fund, a fund may invest a larger percentage of its assets in a smaller number of issuers than a diversified fund. To the extent a fund invests its assets in a smaller number of issuers, it may be more susceptible to risks associated with a single economic, political or regulatory occurrence or other negative events affecting those issuers than a diversified fund.

**Operational:** Your ability to transact with a fund or the valuation of your investment may be negatively impacted because of the operational risks arising from factors such as processing errors and human errors, inadequate or failed internal or external processes, failures in systems and technology (including as a result of cybersecurity incidents), changes in personnel, and errors caused by third party service providers or trading counterparties. It is not possible to identify all of the operational risks that may affect a fund or to develop processes and controls that completely eliminate or mitigate the occurrence of such failures. A fund and its shareholders could be negatively impacted as a result.

**Precious Metals-Related Securities:** Investments in precious metals-related securities are considered speculative and are affected by a variety of worldwide economic, financial and political factors. Prices of precious metals and of precious metals-related securities historically have been very volatile. The high volatility of precious metals prices may adversely affect the financial condition of companies involved with precious metals. The production and sale of precious metals by governments or central banks or other larger holders can be affected by various economic, financial social and political factors, which may be unpredictable and may have a significant impact on the prices of precious metals. Other factors that may affect the prices of precious metals and securities related to them include changes in inflation, the outlook for inflation and changes in industrial and commercial demand for precious metals.

**Preferred Stock:** Preferred stock represents an interest in a company that generally entitles the holder to receive, in preference to the holders of the company's common stock, dividends and a fixed share of the proceeds resulting from any liquidation of the company. Preferred stock's right to dividends and liquidation proceeds is junior to the rights of a company's debt securities. Preferred stocks may pay fixed or adjustable rates of return. The value of preferred stock may be subject to factors that affect fixed income and equity securities, including changes in interest rates and in a company's creditworthiness. The value of preferred stock tends to vary more with fluctuations in the underlying common stock and less with fluctuations in interest rates and tends to exhibit greater volatility. Shareholders of preferred stock may suffer a loss of value if dividends are not paid. Preferred stock does not generally carry voting rights.

**Prepayment or Call:** Many fixed income securities give the issuer the option to repay or call the security prior to its maturity date. Issuers often exercise this right when interest rates fall. Accordingly, if a fund holds a fixed income security subject to prepayment or call risk, it will not benefit fully from the increase in value that other fixed income securities generally experience when interest rates fall. Upon prepayment of the security, a fund would also be forced to reinvest the proceeds at then current yields, which would be lower than the yield of the security that was paid off. This may adversely affect a fund's net asset value. In addition, if a fund purchases a fixed income security at a premium (at a price that exceeds its stated par or principal value), the fund may lose the amount of the premium paid in the event of prepayment.

**Privately Placed and Other Restricted Securities:** Restricted securities, which include private placements of private and public companies, are subject to legal or contractual restrictions on their resale. Restricted securities may be difficult to sell at the time and price a fund prefers. Restricted Securities include securities eligible for resale pursuant to Rule 144A, and securities of U.S. and non-U.S. issuers initially offered and sold outside the United States pursuant to Regulation S. Restricted securities also include private placements of securities with agreed upon contractual restrictions on the resale of such securities that are in addition to applicable legal restrictions.

Restricted securities may be difficult to value properly and may involve greater risks than securities that are not subject to restrictions on resale. Restricted securities may be difficult to value because market quotations may not be readily available, and the securities may have significant volatility. Also, a fund may get only limited information about the issuer of a given restricted security, and therefore may be less able to predict a loss. Restricted securities may involve a high degree of business and financial risk, which may result in substantial losses.

An insufficient number of eligible buyers interested in purchasing restricted securities held by a fund could adversely affect the marketability of such securities and a fund might be unable to dispose of such securities promptly or at reasonable prices. For this reason, restricted securities may adversely affect a fund's overall liquidity if eligible buyers are or become uninterested in buying them at a particular time.

Restricted securities may not be listed on an exchange and may have no active trading market. A fund may not always be able to sell such securities without experiencing delays in finding buyers or reducing the sale price for such securities. A fund may incur additional expense when disposing of restricted securities, including all or a portion of the cost to register the securities for resale, and other transaction costs which may be higher for restricted securities than unrestricted securities.

**Redemption (Transamerica Government Money Market):** The fund may experience periods of heavy redemptions that could cause the fund to liquidate its assets at inopportune times or at a loss or depressed value. Redemption risk is greater to the extent that the fund has investors with large shareholdings, short investment horizons, or unpredictable cash flow needs. The redemption by one or more large shareholders of their holdings in the fund could have an adverse impact on the remaining shareholders in the fund. In addition, the fund may suspend redemptions when permitted by applicable regulations.

**Redemption:** A fund may experience periods of heavy redemptions that could cause the fund to liquidate its assets at inopportune times or at a loss or depressed value, particularly during periods of declining or illiquid markets. In that event, the value of your investment in the fund would go down. Redemption risk is greater to the extent that a fund has investors with large shareholdings, short investment horizons, or unpredictable cash flow needs. In addition, redemption risk is heightened during periods of overall market turmoil. The redemption by one or more large shareholders of their holdings in a fund could hurt performance and/or cause the remaining shareholders in the fund to lose money. Further, a fund's redemption risk is increased if one decision maker has control of fund shares owned by separate fund shareholders, including clients or affiliates of the investment manager and/or sub-adviser.

**Regulatory:** In recent years, the U.S. government adopted and implemented regulations governing derivatives markets, including mandatory clearing of certain derivatives as well as margin, reporting and registration requirements. Additional U.S. or other regulations may make derivatives more costly, may limit the availability of derivatives, or may otherwise adversely affect the value or performance of derivatives. The Dodd-Frank Wall Street Reform Act (the "Reform Act") substantially increased regulation of the over-the-counter ("OTC") derivatives market and participants in that market, including imposing clearing and reporting requirements on transactions involving instruments that fall within the Reform Act's definition of "swap" and "security-based swap," which terms generally include OTC derivatives, and imposing registration and potential substantive requirements on certain swap and security-based swap market participants. In addition, under the Reform Act, a fund may be subject to additional recordkeeping and reporting requirements. In 2020, the SEC adopted new Rule 18f-4 under the 1940 Act, which provides a comprehensive regulatory framework for the use of derivatives by registered investment companies, such as a fund, and set limits on a fund's investments in derivatives. Compliance with the rule is not required until Summer 2022, but the rule may impact the fund's use of derivatives before that date. The SEC has also adopted new Rule 12d1-4 under the 1940 Act, which provides an enhanced regulatory framework applicable to fund of fund arrangements. The ultimate impact of the new rules remains unclear. Legislation or regulation may also change the way in which a fund itself is regulated. The impact of any new governmental regulation that may be implemented on the ability of a fund to use swaps or any other financial derivative product is not known at this time, and there can be no assurance that any new governmental regulation will not adversely affect the fund's ability to achieve its investment objective.

**REITs:** Investing in real estate investment trusts ("REITs") involves unique risks. When a fund invests in REITs, it is subject to risks generally associated with investing in real estate. A REIT's performance depends on the types and locations of the properties it owns, how well it manages those properties and cash flow. A decline in rental income could occur because of extended vacancies, increased competition from other properties, tenants' failure to pay rent or poor management. A REIT's performance also depends on the company's ability to finance property purchases and renovations and manage its cash flows. Because REITs are typically invested in a limited number of projects or in a particular market segment, they are more susceptible to adverse developments affecting a single project or market segment than more broadly diversified investments. REITs may have limited financial resources, may trade less frequently and in limited volume, may engage in dilutive offerings, and may be subject to more abrupt or erratic price movements than the overall securities markets. In addition to its own expenses, a fund will indirectly bear its proportionate share of any management and other expenses paid by REITs in which it invests. U.S. REITs are subject to a number of highly technical tax-related rules and requirements. A failure to qualify for the favorable U.S. federal income tax treatment generally available to U.S. REITs, or changes in the treatment of U.S. REITs under U.S. federal tax law, could adversely affect the value of a particular U.S. REIT or the market for U.S. REITs as a whole.

**Repurchase Agreements:** In a repurchase agreement, a fund purchases securities from a broker-dealer or a bank, called the counterparty, upon the agreement of the counterparty to repurchase the securities from the fund at a later date, and at a specified price, which is typically higher than the purchase price paid by the fund. The securities purchased serve as the fund's collateral for the obligation of the counterparty to repurchase the securities. If the counterparty does not repurchase the securities, the fund is entitled to sell the securities, but the fund may not be able to sell them for the price at which they were purchased, thus causing a loss. If the counterparty becomes insolvent, there is some risk that the fund will not have a right to the securities, or the immediate right to sell the securities.

**Securities Lending:** Each fund, except as noted below, may lend securities to other financial institutions that provide cash or U.S. government or agency securities as collateral. When a fund lends portfolio securities, its investment performance will continue to reflect changes in the value of the securities loaned, and the fund will also receive a fee or interest on the collateral. Securities lending involves the risk that the borrower may fail to return the securities in a timely manner or at all. As a result, a fund may lose money and there may be a delay in recovering the loaned securities. A fund could also lose money if it does not recover the securities and/or the value of the cash or non-cash collateral falls, including the value of investments made with cash collateral. These events could trigger adverse tax consequences for a fund.

Transamerica Government Money Market does not participate in securities lending.

**Short Positions:** Certain funds may enter into derivatives transactions that have a similar economic effect as short sales such as taking short positions in futures contracts. A fund will incur a loss as a result of a short position if the price of the asset sold short increases in value between the date of the short position sale and the date on which an offsetting position is purchased. Short positions may be considered speculative transactions and involve special risks that could cause or increase losses or reduce gains, including greater reliance on the investment adviser's ability to accurately anticipate the future value of a security or instrument, potentially higher transaction costs, and imperfect correlation between the actual and desired level of exposure. Because a fund's potential loss on a short position arises from increases in the value of the asset sold short, the extent of such loss, like the price of the asset sold short, is theoretically unlimited.

**Short Sales:** A short sale may be effected by selling a security that a fund does not own. In order to deliver the security to the purchaser, a fund borrows the security, typically from a broker-dealer or an institutional investor. A fund later closes out the position by returning the security to the lender. If the price of the security sold short increases, a fund would incur a loss; conversely, if the price declines, a fund will realize a gain. Although the gain is limited by the price at which the security was sold short, the loss is potentially unlimited. A fund's use of short sales in an attempt to improve performance or to reduce overall portfolio risk may not be successful and may result in greater losses or lower positive returns than if a fund held only long positions. A fund may be unable to close out a short position at an acceptable price, and may have to sell related long positions at disadvantageous times to produce cash to unwind a short position. Short selling involves higher transaction costs than typical long-only investing. A fund may also take a short position in a derivative instrument, such as a forward, future or swap.

A short sale may also be effected "against the box" if, at all times when the short position is open, a fund contemporaneously owns or has the right to obtain at no additional cost securities identical to those sold short. In the event that a fund were to sell securities short "against the box" and the price of such securities were to then increase rather than decrease, a fund would forego the potential realization of the increased value of the shares sold short.

**Small and Medium Capitalization Companies:** Investing in small- and medium-sized companies involves greater risk than is customarily associated with more established companies. The prices of securities of small and medium capitalization companies generally are more volatile than those of large capitalization companies and are more likely to be adversely affected than large capitalization companies by changes in earnings results and investor expectations or poor economic or market conditions. Securities of small and medium capitalization companies may underperform large capitalization companies, may be harder to sell at times and at prices the portfolio managers believe appropriate and may offer greater potential for losses. Smaller capitalization companies often have limited product lines, markets, or financial resources and their management may lack depth and experience. Such companies usually do not pay significant dividends that could cushion returns in a falling market.

**Small Capitalization Companies:** Investing in small capitalization companies involves greater risk than is customarily associated with more established companies. The prices of securities of small capitalization companies generally are more volatile than those of larger capitalization companies and are more likely to be adversely affected than larger capitalization companies by changes in earnings results and investor expectations or poor economic or market conditions. Securities of small capitalization companies may underperform larger capitalization companies, may be harder to sell at times and at prices the portfolio managers believe appropriate and may offer greater potential for losses. Small capitalization companies often have limited product lines, markets, or financial resources and their management may lack depth and experience. Such companies usually do not pay significant dividends that could cushion returns in a falling market.

**Sovereign Debt:** Sovereign debt instruments, which are debt obligations issued or guaranteed by a foreign governmental entity, are subject to the risk that the governmental entity may delay or fail to pay interest or repay principal on debt that it has issued or guaranteed, due, for example, to cash flow problems, insufficient foreign currency reserves, political considerations, relationships with other lenders such as commercial banks, the relative size of the governmental entity's debt position in relation to the economy or the failure to put in place economic reforms required by the International Monetary Fund or other multilateral agencies. If a governmental entity defaults, it may ask for more time in which to pay or for further loans, the debt may be restructured, or it may ask for forgiveness of interest or principal on its existing debt. Unlike most corporate debt restructurings, the fees and expenses of financial and legal advisers to the creditors in connection with a restructuring may be borne by the holders of the sovereign debt securities instead of the sovereign entity itself. On the other hand, a governmental entity may be unwilling to renegotiate the terms of its sovereign debt. There is no established legal process for a U.S. bondholder (such as a fund) to enforce its rights against a governmental entity that does not fulfill its obligations, nor are there bankruptcy proceedings through which all or part of the sovereign debt that a governmental entity has not repaid may be collected.

Certain countries in Europe currently have large sovereign debts and/or fiscal deficits which has led to significant uncertainties in the market as to whether or not the governments of those countries will be able pay in full and on time the amounts due in respect of those debts.

**Strategies and Styles:** Investment strategies and styles with different characteristics tend to shift in and out of favor depending upon market and economic conditions as well as investor sentiment. A fund may outperform or underperform other funds that employ a different strategy or style. A fund may employ a combination of strategies and/or styles that impact its risk characteristics.

**Structure Conflicts:** TAM has established an investment program whereby a substantial portion of the assets of certain funds are invested in underlying Transamerica funds. TAM does not consider unaffiliated funds as underlying investment options for these assets, even if unaffiliated funds have better investment performance or lower total expenses.

**Structured Instruments:** A fund may invest in, or have exposure to, various types of structured instruments, including securities that have demand, tender or put features, or interest rate reset features. These may include instruments issued by structured investment or special purpose vehicles or conduits, and may be asset-backed or mortgage-backed securities. Structured instruments may take the form of participation interests or receipts in underlying securities or other assets, and in some cases are backed by a financial institution serving as a liquidity provider. Some of these instruments may have an interest rate swap feature which substitutes a floating or variable interest rate for the fixed interest rate on an underlying security, and some may be asset-backed or mortgage-backed securities. Structured instruments are a type of derivative instrument and the payment and credit qualities of these instruments derive from the assets embedded in the structure from which they are issued. For structured securities that have embedded leverage features, small changes in interest or prepayment rates may cause large and sudden price movements. Structured instruments may be less liquid and therefore more difficult to value accurately than more traditional securities and instruments. Structured instruments may behave in ways not anticipated by a fund, or they may not receive the tax, accounting or regulatory treatment anticipated by a fund.

**Sustainability and Environmental, Social and Governance ("ESG") Considerations:** Applying sustainability and/or ESG factors as part of a fund's security selection process may impact a sub-adviser's investment decisions. Sustainability and ESG factors are not uniformly defined and applying such factors involves subjective assessments. Sustainability and ESG ratings and assessments of issuers can vary across third party data providers and may change over time. Sustainability and ESG factors can be difficult to apply consistently across issuers, regions, countries, industries or sectors. The application of these factors could negatively impact a fund's performance.

**Sustainability Investing:** Applying a sustainability assessment framework to a sub-adviser's investment analysis for a fund may impact the sub-adviser's investment decisions as to securities of certain issuers and, therefore, the fund may forgo some investment opportunities available to funds that do not apply sustainability investing principals or that apply different sustainability criteria. Securities of companies meeting the sub-adviser's sustainability criteria may shift into and out of favor depending on market and economic conditions, and a fund's performance may at times be better or worse than the performance of similar funds that do not utilize sustainability investing principals or that apply different sustainability criteria. The sub-adviser monitors the fund's holdings based on the latest publicly available information. Any delay in obtaining public information regarding a fund's holdings could result in the fund holding an investment that no longer meets the fund's sustainability investing principals. "Sustainability" is not a uniformly defined characteristic and applying sustainability criteria involves subjective assessment.

**Tactical and Strategic Asset Allocation:** Certain funds may utilize a tactical asset allocation strategy, which involves making short-term adjustments to a fund's asset mix, utilizing the sub-adviser's research on various risk and return considerations, in an effort to optimize returns relative to risks as market and economic conditions change. Strategic asset allocation strategy is similar, but with a somewhat longer-term outlook. These strategies tend to produce higher turnover than those that adhere to a longer term outlook, which may result in higher transaction costs. These strategies may not work as intended. A fund may not achieve its objective and may not perform as well as other funds using other asset management strategies.

**Tactical Asset Allocation:** Tactical asset allocation is an investment strategy that actively adjusts a fund's asset allocation. A fund's tactical asset management discipline may not work as intended. A fund may not achieve its objective and may not perform as well as other funds using other asset management styles, including those based on fundamental analysis (a method of evaluating a security that entails attempting to measure its intrinsic value by examining related economic, financial and other factors) or strategic asset allocation (a strategy that involves periodically rebalancing the fund in order to maintain a long-term goal for asset allocation). This strategy may not work as intended. The sub-adviser's evaluations and assumptions in selecting underlying funds or individual securities may be incorrect in view of actual market conditions, and may result in owning securities that underperform other securities. The management process might also result in a fund having exposure to asset classes, countries or regions, or industries or groups of industries that underperform other management styles. In addition, a fund's risk profile with respect to particular asset classes, countries and regions, and industries may change at any time based on the sub-adviser's allocation decisions.

**Tax:** In order to qualify for treatment as a regulated investment company (a "RIC") under the Internal Revenue Code of 1986, as amended (the "Internal Revenue Code"), a fund must meet certain requirements regarding the composition of its income, the diversification of its assets, and the amounts of its distributions. In particular, a fund must generally diversify its holdings so that, at the end of each quarter of each taxable year, at least 50% of the value of the fund's total assets is represented by (1) cash and cash items, U.S. government securities, securities of other regulated investment companies, and (2) other securities, with such other securities limited, in respect of any one issuer, to an amount not greater than 5% of the value of the fund's total assets and to not more than 10% of the outstanding voting securities of such issuer. If a fund were to fail to meet any of these requirements, the fund might not be eligible for treatment as a RIC, in which case it would be subject to federal income tax on its net income at the corporate rate (without reduction for distributions to shareholders). The fund may be able to preserve its RIC qualification by meeting certain conditions, in which case it may be subject to certain additional taxes.

Any income a fund derives from investments in certain hard asset ETFs, such as certain commodity ETFs, and from other non-qualifying sources must be limited to a maximum of 10% of the fund's gross income. If a fund fails to meet the 10% requirement, the fund may be subject to the federal income tax consequences described in the preceding paragraph. A fund may invest no more than 25% of its total assets in the securities of entities treated as qualified publicly traded partnerships for federal income tax purposes. If a fund fails to meet the 25% requirement, the fund may be subject to the federal income tax consequences described in the preceding paragraph.

An MLP is an entity treated as a partnership under the Internal Revenue Code, the partnership interests of which are traded on securities exchanges like shares of corporate stock. To qualify as an MLP, an entity must receive at least 90% of its income from qualifying sources such as interest, dividends, income and gain from mineral or natural resources activities, income and gain from the transportation or storage of certain fuels, and, in certain circumstances, income and gain from commodities or futures, forwards and options with respect to commodities. For this purpose, mineral or natural resources activities include exploration, development, production, mining, refining, marketing and transportation (including pipelines) of oil and gas, minerals, geothermal energy, fertilizer, timber or industrial source carbon dioxide. If it does not so qualify, it will generally be subject to tax as a corporation.

Depreciation or other cost recovery deductions passed through to a fund from investments in MLPs in a given year will generally reduce the fund's taxable income, but those deductions may be recaptured in the fund's income in one or more subsequent years. When recognized and distributed, recapture income will generally be taxable to shareholders at the time of the distribution at ordinary income tax rates, even though those shareholders might not have held shares in the fund at the time the deductions were taken by the fund, and even though those shareholders may not have corresponding economic gain on their shares at the time of the recapture. In order to distribute recapture income or to fund redemption requests, a fund may need to liquidate investments, which may lead to additional recapture income.

**Taxable Investments (Transamerica Intermediate Muni and Transamerica High Yield Muni) :** Although distributions of interest income from each fund's tax-exempt securities are generally exempt from regular federal income tax, each fund's distributions from other sources, including capital gain distributions, and any gains on the sale of each fund's shares are not. In addition, the interest on each fund's municipal securities could become subject to regular federal income tax due to noncompliant conduct by issuers, unfavorable legislation or litigation, or adverse interpretations by regulatory authorities. You should consult a tax adviser about whether the alternative minimum tax applies to you and about state and local taxes on your fund distributions.

**To Be Announced (TBA) Transactions:** Although the securities that are delivered in TBA transactions must meet certain standards, there is a risk that the actual securities received by a fund may be less favorable than what was anticipated when entering into the transaction. TBA transactions also involve the risk that a counterparty will fail to deliver the security, exposing a fund to further losses. Whether or not a fund takes delivery of the securities at the termination date of a TBA transaction, it will nonetheless be exposed to changes in the value of the underlying investments during the term of the agreement.

**Underlying Exchange-Traded Funds:** To the extent a fund invests its assets in underlying ETFs, its ability to achieve its investment objective will depend in part on the performance of the underlying ETFs in which it invests. Investing in underlying ETFs subjects a fund to the risks of investing in the underlying securities or assets held by those ETFs. Each of the underlying ETFs in which a

fund may invest has its own investment risks, and those risks can affect the value of the underlying ETFs' shares and therefore the value of a fund's investments. There can be no assurance that the investment objective of any underlying ETF will be achieved. To the extent that a fund invests more of its assets in one underlying ETF than in another, the fund will have greater exposure to the risks of that underlying ETF. In addition, the fund will bear a pro rata portion of the operating expenses of the underlying ETFs in which it invests.

An investment in an ETF generally presents the same primary risks as an investment in a conventional fund (i.e., one that is not exchange-traded) that has the same investment objectives, strategies and policies. The price of an ETF can fluctuate up and down, and a fund could lose money investing in an ETF if the prices of the securities owned by the ETF go down. In addition, ETFs are subject to certain risks that do not apply to conventional funds, including: (i) the market price of an ETF's shares may be above or below the shares' net asset value; (ii) during periods of market volatility, the share prices of ETFs may deviate significantly from their NAVs; (iii) an active trading market for an ETF's shares may not develop or be maintained; (iv) trading of an ETF's shares may be halted if the listing exchange's officials deem such action appropriate, the shares are delisted from the exchange, the activation of market-wide "circuit breakers" (which are tied to large decreases in stock prices) halts stock trading generally, or trading in one or more of the ETF's underlying securities is halted, which could result in the ETF being more volatile; or (v) a limited number of institutions may act as authorized participants to create or redeem block-sized units of ETF shares. In the event substantial market or other disruptions affecting ETFs should occur in the future, the liquidity and value of a fund's shares could also be substantially and adversely affected.

**Underlying Funds:** When a fund invests its assets in various underlying funds, its ability to achieve its investment objective depends largely on the performance of the underlying funds in which it invests. Investing in underlying funds subjects a fund to the risks of investing in the underlying securities or assets held by those underlying funds. Each of the underlying funds in which a fund may invest has its own investment risks, and those risks can affect the value of the underlying funds' shares and therefore the value of the fund's investments. There can be no assurance that the investment objective of any underlying fund will be achieved. To the extent that a fund invests more of its assets in one underlying fund than in another, the fund will have greater exposure to the risks of that underlying fund. In addition, the fund will bear a pro rata portion of the operating expenses of the underlying funds in which it invests.

**Underlying Government Money Market Funds ( Transamerica Government Money Market ):** The fund may invest in other government money market funds. Each of the underlying government money market funds in which the fund may invest has its own investment risks. There can be no assurance that the investment objective of any underlying government money market fund will be achieved. In addition, the fund will bear a pro rata portion of the operating expenses of the underlying government money market funds in which it invests.

**U.S. Government and Agency Obligations:** Government agency obligations have different levels of credit support and, therefore, different degrees of credit risk. Securities issued by agencies and instrumentalities of the U.S. government that are supported by the full faith and credit of the U.S. government, such as the Federal Housing Administration and Ginnie Mae, present little credit risk. Other securities issued by agencies and instrumentalities sponsored by the U.S. government that are supported only by the issuer's right to borrow from the U.S. Treasury, subject to certain limitations, such as securities issued by Federal Home Loan Banks and securities issued by agencies and instrumentalities sponsored by the U.S. government that are supported only by the credit of the issuing agencies, such as Freddie Mac and Fannie Mae, are subject to a greater degree of credit risk. A security backed by the "full faith and credit" of the U.S. government is guaranteed only as to its stated interest rate and face value at maturity, not its current market price.

**Valuation:** Many factors may influence the price at which a fund could sell any particular portfolio investment. The sales price may well differ — higher or lower — from a fund's last valuation, and such differences could be significant, particularly for illiquid securities, securities priced based upon valuations provided by third-party pricing services that use matrix or evaluated pricing systems, securities that trade in relatively thin or volatile markets, or securities that are valued using a fair value methodology. These differences may increase significantly and affect fund investments more broadly during periods of market volatility. If market conditions make it difficult to value some investments, a fund may value these investments using more subjective methods, such as fair value methodologies. Investors who purchase or redeem fund shares on days when a fund is holding fair-valued securities may receive a greater or lesser number of shares, or greater or lower redemption proceeds, than they would have received if the fund had not fair-valued the securities or had used a different valuation methodology. The value of foreign securities, certain fixed income securities and currencies, as applicable, may be materially affected by events after the close of the markets on which they are traded, but before a fund determines its net asset value. A fund's ability to value its investments may be impacted by technological issues and/or errors by pricing services or other third party service providers.

**Value Investing:** The value approach carries the risk that the market will not recognize a security's intrinsic value for a long time, undervaluation may become more severe, or that a stock considered to be undervalued may actually be appropriately priced. A fund may underperform other equity funds that use different investing styles. A fund may also underperform other equity funds using the value style. Value stocks as a group may be out of favor and underperform the overall equity market for a long period of time, for example, while the market favors "growth" stocks.



**Warrants and Rights:** Warrants and rights may be considered more speculative than certain other types of investments because they do not entitle a holder to the dividends or voting rights for the securities that may be purchased, and they do not represent any rights in the assets of the issuing company. Also, the value of a warrant or right does not necessarily change with the value of the underlying securities. If the warrant or right is not exercised before the expiration date, it generally expires without any value and the fund will lose any amount it paid for the warrant or right.

**Yield (Transamerica Government Money Market):** As a money market fund, the fund invests in short-term money market instruments. As a result, the amount of income received by the fund will go up or down depending on variations in short-term interest rates. Investing in high quality, short-term instruments may result in a lower yield (the income on your investment) than investing in lower quality or longer-term instruments. The fund's expenses could absorb all or a significant portion of the fund's income, and, if the fund's expenses exceed the fund's income, the fund that seeks to maintain a stable net asset value (typically, \$1.00 per share) may be unable to maintain its \$1.00 share price. If interest rates increase, the fund's yield may not increase proportionately. For example, TAM may discontinue any temporary voluntary fee limitation or recoup expenses previously forgone and/or reimbursed. A money market fund is also required to maintain liquidity levels based on the characteristics and anticipated liquidity needs of its shareholders and a fund with greater liquidity needs may have a lower yield than money market funds with a different shareholder base. The fund may hold cash uninvested and, if so, will not earn income on those assets.

**Yield:** The amount of income received by the fund will go up or down depending on day-to-day variations in short-term interest rates, and the fund's expenses could absorb all or a significant portion of the fund's income. If interest rates increase, the fund's yield may not increase proportionately.

Please note that there are other factors that could adversely affect your investment in a fund and that could prevent the fund from achieving its investment objective. More information about risks appears in the SAI. Before investing, you should carefully consider the risks that you will assume.

## Shareholder Information

### Management of Transamerica Funds

The Board of Trustees is responsible for overseeing the management and business affairs of Transamerica Funds. It oversees the operation of Transamerica Funds by its officers. It also reviews the management of each fund's assets by the investment manager and sub-advisers. Information about the Trustees and executive officers of Transamerica Funds is contained in the Statement of Additional Information ("SAI").

### Investment Manager

Transamerica Asset Management, Inc. ("TAM"), located at 1801 California Street, Suite 5200, Denver, CO 80202, serves as investment manager for Transamerica Funds. TAM provides continuous and regular investment management services to the funds. For each of the funds, TAM currently acts as a "manager of managers" and hires investment sub-advisers to furnish investment advice and recommendations and has entered into a sub-advisory agreement with each fund's sub-adviser. In acting as a manager of managers, TAM provides investment management services that include, without limitation, selection, proactive oversight and monitoring of the sub-advisers, daily monitoring of the sub-advisers' buying and selling of securities for the funds and regular review and evaluation of sub-adviser performance and adherence to investment style and process. TAM's management services include, among other things, the provision of supervisory, compliance and administrative services to each fund. More information on the investment management services rendered by TAM is included in the SAI. TAM is paid investment management fees for its service as investment manager to each fund. These fees are calculated on the average daily net assets of each fund.

TAM has been a registered investment adviser since 1996. As of December 31, 2020, TAM has approximately \$88 billion in total assets under management. The funds are operated by TAM pursuant to an exclusion from registration as a commodity pool operator under the Commodity Exchange Act.

TAM is directly owned by Transamerica Life Insurance Company ("TLIC") (77%) and AUSA Holding, LLC ("AUSA") (23%), both of which are indirect, wholly owned subsidiaries of Aegon NV. TLIC is owned by Commonwealth General Corporation ("Commonwealth"). Commonwealth and AUSA are wholly owned by Transamerica Corporation (DE). Transamerica Corporation (DE) is wholly owned by Aegon International B.V., which is wholly owned by Aegon NV, a Netherlands corporation, and a publicly traded international insurance group.

TAM acts as a manager of managers for the funds pursuant to an exemptive order from the U.S. Securities and Exchange Commission ("SEC") (Release IC- 23379 dated August 5, 1998). TAM has responsibility, subject to oversight by the Board of Trustees, to, among other matters, oversee and monitor sub-advisers, recommend selection of sub-advisers and recommend changes to sub-advisers where it believes appropriate or advisable. The exemptive order permits TAM, subject to certain conditions including the approval of the Board of Trustees, but without the approval of the applicable fund's shareholders, to:

- (1) employ a new unaffiliated sub-adviser for a fund pursuant to the terms of a new investment sub-advisory agreement, either as a replacement for an existing sub-adviser or as an additional sub-adviser;
- (2) materially change the terms of any sub-advisory agreement; and
- (3) continue the employment of an existing sub-adviser on sub-advisory contract terms where a contract has been assigned because of a change of control of the sub-adviser.

Pursuant to the exemptive order, each fund has agreed to provide certain information about new sub-advisers and new sub-advisory agreements to its shareholders.

### Legal Proceedings

On September 30, 2020, Transamerica Asset Management, Inc. ("TAM"), the investment manager of the funds, entered into a settlement with the Securities and Exchange Commission (the "SEC") relating to expense recaptures. The recaptures at issue, which TAM self-reported to the SEC, involved amounts previously voluntarily waived and/or reimbursed to four money market funds to prevent the funds from experiencing a negative yield. In some cases recaptures under the voluntary yield waiver arrangements exceeded contractual expense limits. The recaptured amounts were not reflected in the funds' prospectus fee tables. The funds involved were Transamerica Government Money Market, Transamerica BlackRock Government Money Market VP, Transamerica Partners Government Money Market and Transamerica Partners Institutional Government Money Market. The two Transamerica Partners Government Money Market funds reorganized into Transamerica Government Money Market in October of 2017.

Under the settlement order, TAM agreed to pay affected fund investors approximately \$5.3 million in disgorgement and approximately \$690,000 in prejudgment interest. These amounts represent expenses incurred above the applicable expense limit (plus interest). TAM was also censured and ordered to cease and desist from committing or causing any violations of certain statutory provisions and SEC rules. The settlement order imposes no civil penalty on TAM based upon TAM having self-reported the matter, the prompt remedial steps taken by TAM, and TAM's cooperation in the SEC staff's investigation. The settlement order does not affect TAM's ability to manage the funds.

The foregoing is only a brief summary of the settlement order. A copy of the settlement order is available on the SEC's website at <https://www.sec.gov>.

### Management Fees Paid for the Fiscal Year Ended October 31, 2020

For the fiscal year ended October 31, 2020, each fund paid the following management fee as a percentage of its average daily net assets:

<b>Name of Fund</b>	<b>Management Fees (after waivers/expense reimbursements and recapture)</b>
Transamerica Asset Allocation – Conservative Portfolio	0.12%
Transamerica Asset Allocation – Growth Portfolio	0.12%
Transamerica Asset Allocation – Moderate Growth Portfolio	0.12%
Transamerica Asset Allocation – Moderate Portfolio	0.12%
Transamerica Bond	0.35%
Transamerica Capital Growth	0.67%
Transamerica Dynamic Income	0.41%
Transamerica Emerging Markets Debt	0.63%
Transamerica Emerging Markets Opportunities*	0.81%
Transamerica Event Driven	1.17%
Transamerica Floating Rate	0.50%
Transamerica Global Equity	0.74%
Transamerica Government Money Market	0.05%
Transamerica High Yield Bond	0.55%
Transamerica High Yield ESG*	0.00%
Transamerica High Yield Muni	0.46%
Transamerica Inflation Opportunities	0.56%
Transamerica Intermediate Muni	0.36%
Transamerica International Equity	0.71%
Transamerica International Growth	0.75%

<b>Name of Fund</b>	<b>Management Fees (after waivers/expense reimbursements and recapture)</b>
Transamerica International Small Cap Value	0.94%
Transamerica International Stock	0.77%
Transamerica Large Cap Value	0.62%
Transamerica Mid Cap Growth	0.70%
Transamerica Mid Cap Value Opportunities	0.69%
Transamerica MLP & Energy Income	1.12%
Transamerica Multi-Asset Income	0.53%
Transamerica Multi-Managed Balanced	0.62%
Transamerica Short-Term Bond	0.37%
Transamerica Small Cap Growth	0.87%
Transamerica Small Cap Value	0.80%
Transamerica Small/Mid Cap Value	0.78%
Transamerica Sustainable Bond*	0.00%
Transamerica Sustainable Equity Income	0.72%
Transamerica Unconstrained Bond	0.63%
Transamerica US Growth	0.65%

\* Transamerica Emerging Markets Opportunities commenced operations on December 19, 2019, and Transamerica High Yield ESG and Transamerica Sustainable Bond commenced operations on July 31, 2020. Each fund's management fee schedule is shown below.

<b>Fund Name</b>	<b>Percentage of Average Daily Net Assets</b>
Transamerica Emerging Markets Opportunities	0.83% of the first \$250 million 0.80% over \$250 million up to \$500 million 0.75% in excess of \$500 million
Transamerica High Yield ESG	0.554% of the first \$1.25 billion 0.544% over \$1.25 billion up to \$2 billion 0.52% in excess of \$2 billion
Transamerica Sustainable Bond	0.41% of the first \$500 million 0.39% over \$500 million up to \$1 billion 0.38% over \$1 billion up to \$1.5 billion 0.375% in excess of \$1.5 billion

### Recent Management Fee Changes

Transamerica Asset Allocation – Conservative Portfolio, Transamerica Asset Allocation – Growth Portfolio, Transamerica Asset Allocation – Moderate Growth Portfolio and Transamerica Asset Allocation – Moderate Portfolio: Effective August 28, 2020, the management fee is 0.104% of the first \$1 billion; 0.0975% over \$1 billion up to \$3 billion; 0.0925% over \$3 billion up to \$5 billion; 0.085% over \$5 billion up to \$7 billion; and 0.08% in excess of \$7 billion in average daily net assets. Prior to August 28, 2020, the management fee was 0.1225% of average daily net assets.

Transamerica High Yield Bond: Effective January 6, 2020, the management fee is 0.554% of the first \$1.25 billion; 0.544% over \$1.25 billion up to \$2 billion; and 0.52% in excess of \$2 billion in average daily net assets. Prior to January 6, 2020, the management fee was 0.58% of the first \$1.25 billion; 0.555% over \$1.25 billion up to \$2 billion; and 0.53% in excess of \$2 billion in average daily net assets.

Transamerica Inflation Opportunities: Effective August 28, 2020, the management fee is 0.49% of the first \$250 million; 0.43% over \$250 million up to \$1 billion; and 0.38% in excess of \$1 billion in average daily net assets. Prior to August 28, 2020, the management fee was 0.58% of the first \$200 million; 0.57% over \$200 million up to \$500 million; and 0.54% in excess of \$500 million in average daily net assets.

Transamerica Intermediate Muni: Effective May 1, 2020, the management fee is 0.47% of the first \$150 million; 0.45% over \$150 million up to \$350 million; 0.44% over \$350 million up to \$650 million; 0.42% over \$650 million up to \$1 billion; 0.39% over \$1 billion up to \$2 billion; 0.3875% over \$2 billion up to \$3 billion; and 0.3825% in excess of \$3 billion in average daily net assets. Prior to May 1, 2020, the management fee was 0.47% of the first \$150

million; 0.45% over \$150 million up to \$350 million; 0.44% over \$350 million up to \$650 million; 0.42% over \$650 million up to \$1 billion; and 0.39% in excess of \$1 billion in average daily net assets.

Transamerica Large Cap Value: Effective December 1, 2020, the management fee is 0.594% of the first \$1 billion; 0.58% over \$1 billion up to \$2 billion; 0.56% over \$2 billion up to \$3 billion; and 0.54% in excess of \$3 billion in average daily net assets. Prior to December 1, 2020, the management fee was 0.65% of the first \$750 million; 0.62% over \$750 million up to \$1 billion; 0.60% over \$1 billion up to \$2 billion; 0.59% over \$2 billion up to \$3 billion; and 0.58% in excess of \$3 billion in average daily net assets.

Transamerica Multi-Managed Balanced: Effective May 1, 2020, the management fee is 0.61% of the first \$500 million; 0.59% over \$500 million up to \$1 billion; 0.56% over \$1 billion up to \$1.5 billion; 0.55% over \$1.5 billion up to \$2 billion; 0.52% over \$2 billion up to \$5 billion; and 0.50% in excess of \$5 billion in average daily net assets. Prior to May 1, 2020, the management fee was 0.65% of the first \$1 billion; 0.59% over \$1 billion up to \$5 billion; and 0.58% in excess of \$5 billion in average daily net assets.

Transamerica Sustainable Equity Income: Effective December 1, 2020, the management fee is 0.663% of the first \$500 million; 0.58% over \$500 million up to \$1 billion; 0.55% over \$1 billion up to \$1.5 billion; and 0.53% in excess of \$1.5 billion in average daily net assets. Prior to December 1, 2020, the management fee was 0.78% of the first \$200 million; 0.68% over \$200 million up to \$500 million; 0.63% over \$500 million up to \$1.5 billion; 0.59% over \$1.5 billion up to \$2.5 billion; and 0.58% in excess of \$2.5 billion in average daily net assets.

A discussion regarding the Board of Trustees' renewal of each applicable fund's investment management agreement is available in each fund's annual report for the fiscal year ended October 31, 2020. A discussion regarding the Board of Trustees' approval of each of Transamerica High Yield ESG and Transamerica Sustainable Bond's investment management agreement is available in each fund's annual report for the fiscal year ended October 31, 2020.

A discussion regarding the Board of Trustees' approval of Transamerica Emerging Markets Opportunities' investment management agreement is available in the fund's semi-annual report for the fiscal period ended April 30, 2020.

### Sub-Adviser(s)

Pursuant to an Investment Sub-advisory Agreement between TAM and each sub-adviser on behalf of the respective fund, each sub-adviser shall provide day-to-day investment advice and recommendations for the fund.

Each sub-adviser receives compensation from TAM.

Fund	Sub-Adviser	Sub-Adviser Address
Transamerica Event Driven	Advent Capital Management, LLC	888 Seventh Avenue 31 <sup>st</sup> Floor New York, NY 10019
Transamerica Sustainable Equity Income	Aegon Asset Management UK plc	3 Lochside Crescent Edinburgh EH12 9SA
Transamerica Bond	Aegon USA Investment Management, LLC	6300 C Street SW Cedar Rapids, IA 52499
Transamerica Floating Rate		
Transamerica High Yield Bond		
Transamerica High Yield ESG		
Transamerica Multi-Managed Balanced		
Transamerica Short-Term Bond		
Transamerica Sustainable Bond		
Transamerica High Yield Muni Transamerica Intermediate Muni	Belle Haven Investments, L.P.	800 Westchester Avenue, Suite N607 Rye Brook, NY 10573
Transamerica Government Money Market	BlackRock Investment Management, LLC	1 University Square Drive Princeton, NJ 08540-6455
Transamerica International Stock	ClariVest Asset Management LLC	3611 Valley Centre Drive, Suite 100, San Diego, CA 92130

Transamerica Asset Allocation-Conservative Portfolio Transamerica Asset Allocation-Growth Portfolio Transamerica Asset Allocation-Moderate Portfolio Transamerica Asset Allocation-Moderate Growth Portfolio	Goldman Sachs Asset Management, L.P.	200 West Street New York, NY 10282
---	---	---------------------------------------

Fund	Sub-Adviser	Sub-Adviser Address
Transamerica Multi-Managed Balanced	J.P. Morgan Investment Management Inc.	383 Madison Avenue, New York, NY 10179
Transamerica MLP & Energy Income	Kayne Anderson Capital Advisors, L.P.	1800 Avenue of the Stars, Third Floor Los Angeles, CA 90067
Transamerica Emerging Markets Debt	MetLife Investment Management, LLC	One MetLife Way Whippany, NJ 07981
Transamerica Capital Growth	Morgan Stanley Investment Management Inc.	522 Fifth Avenue New York, NY 10036
Transamerica Small Cap Value	Peregrine Capital Management, LLC	800 LaSalle Avenue, Suite 1850 Minneapolis, MN 55402
Transamerica Inflation Opportunities Transamerica Unconstrained Bond	PineBridge Investments LLC	Park Avenue Tower 65 East 55th Street New York, NY 10022
Transamerica Dynamic Income	QS Investors, LLC	880 Third Avenue New York, NY 10022
Transamerica Small Cap Growth	Ranger Investment Management, L.P.	2828 N. Harwood Street, Suite 1900, Dallas, TX 75201
Transamerica Global Equity	Rockefeller & Co. LLC	45 Rockefeller Plaza, Floor 5 New York, NY 10111
Transamerica Large Cap Value	Rothschild & Co Asset Management US Inc.	1251 Avenue of the Americas New York, NY 10020
Transamerica Small/Mid Cap Value	Systematic Financial Management, L.P.	300 Frank W. Burr Blvd. Glenpointe East 7th Floor Teaneck, NJ 07666
Transamerica International Growth	TDAM USA Inc.	300-1230 Blackfoot Drive Regina, Saskatchewan S4S 7G4, Canada
Transamerica International Equity Transamerica International Small Cap Value Transamerica Mid Cap Value Opportunities Transamerica Small/Mid Cap Value Transamerica Multi-Asset Income	Thompson, Siegel & Walmsley LLC	6641 West Broad Street, Suite 600 Richmond, VA 23230

Transamerica Emerging Markets Opportunities Transamerica Mid Cap Growth Transamerica US Growth	Wellington Management Company LLP	280 Congress Street Boston, MA 02210
--	--------------------------------------	---

**Further Information About Each Sub-Adviser**

Advent Capital Management, LLC has been a registered investment adviser since 2001. As of December 31, 2020, Advent Capital Management, LLC had approximately \$10.9 billion in total assets under management.

Aegon Asset Management UK plc (formerly, Kames Capital plc), a wholly-owned subsidiary of Aegon N.V., has been a registered investment adviser since 2017. As of December 31, 2020, Aegon Asset Management UK plc had approximately \$52.9 billion in total assets under management.

Aegon USA Investment Management, LLC, a wholly-owned and indirect subsidiary of Aegon N.V., has been a registered investment adviser since December 2001. As of December 31, 2020, Aegon USA Investment Management, LLC had approximately \$112.8 billion in total assets under management.

Belle Haven Investments, L.P. has been a registered investment adviser since 2006. As of December 31, 2020, Belle Haven Investments, L.P. had approximately \$14 billion in total assets under management.

BlackRock Investment Management, LLC, a wholly owned and indirect subsidiary of BlackRock, Inc., has been a registered investment adviser since 1988. As of December 31, 2020, BlackRock, Inc. had approximately \$8.68 trillion in total assets under management.

ClariVest Asset Management LLC, a wholly owned and indirect subsidiary of Raymond James Financial, has been a registered investment adviser since 2006. As of December 31, 2020, ClariVest Asset Management LLC had approximately \$3.9 billion in total assets under management.

Goldman Sachs Asset Management, L.P., an affiliate of Goldman Sachs & Co. LLC, has been a registered investment adviser since 1990. As of December 31, 2020, Goldman Sachs Asset Management, L.P. had approximately \$1.95 trillion in total assets under supervision.

J.P. Morgan Investment Management Inc. is a wholly-owned subsidiary of JPMorgan Asset Management Holdings Inc., which is a wholly-owned subsidiary of JPMorgan Chase & Co., a bank holding company. As of December 31, 2020, J.P. Morgan Investment Management Inc. and its affiliates had approximately \$2.3 trillion in assets under management.

Kayne Anderson Capital Advisors, L.P. was founded in 1984 and is registered with the SEC as an investment adviser. Kayne Anderson Capital Advisors, L.P. is an independent alternative investment management firm focused on niche investing in upstream oil and gas companies, energy infrastructure, growth private equity, specialty real estate, middle market credit and municipal opportunities. Kayne Anderson Capital Advisors, L.P. and its affiliates had approximately \$31 billion in assets under management as of December 31, 2020.

MetLife Investment Management, LLC, a subsidiary of MetLife, Inc., has been a registered investment adviser since 2006. As of December 31, 2020, MetLife Investment Management, LLC had approximately \$659.6 billion in total assets under management.

Morgan Stanley Investment Management Inc., a subsidiary of Morgan Stanley, has been a registered investment adviser since 1981. As of December 31, 2020, Morgan Stanley Investment Management Inc. had approximately \$781.3 billion in total assets under management.

Peregrine Capital Management, LLC has been a registered investment adviser since 1984. As of December 31, 2020, Peregrine had approximately \$6.38 billion in total assets under management.

PineBridge Investments LLC has been a registered investment adviser since 1983. As of December 31, 2020, PineBridge Investments LLC, including its affiliates, had approximately \$126.06 billion in total assets under management.

QS Investors, LLC, a wholly-owned specialist investment manager of Franklin Resources, Inc., has been a registered investment adviser since 2010. As of December 31, 2020, QS Investors, LLC had assets under management of approximately \$18.54 billion.

Ranger Investment Management, L.P. has been a registered investment adviser since 2003. As of December 31, 2020, Ranger Investment Management, L.P. had approximately \$1.9 billion in total assets under management.

Rockefeller & Co. LLC is an indirect wholly-owned subsidiary of Rockefeller Capital Management L.P. and has been a registered investment adviser since 1980. As of December 31, 2020, Rockefeller & Co. LLC had approximately \$20.6 billion in net assets under management.

Rothschild & Co Asset Management US Inc. has been registered as an investment adviser since 1970. As of December 31, 2020, Rothschild & Co Asset Management US Inc. had approximately \$9.2 billion in total assets under management.

Systematic Financial Management, L.P. has been a registered investment adviser since 1982. Affiliated Managers Group, Inc. (NYSE: AMG), a publicly traded asset management company, holds its equity interest in Systematic Financial Management, L.P. through its holding companies Titan NJ LP Holdings LLC and Titan NJ GP Holdings, Inc. Systematic Financial Management, L.P.'s Management Team retains autonomous control of the investment philosophy and process, as well as comprehensive management of the firm. As of December 31, 2020, Systematic Financial Management, L.P. had approximately \$2.5 billion in total assets under management.

TDAM USA Inc. has been a registered investment adviser since September 1995. As of December 31, 2020, TDAM USA Inc. had approximately \$4.9 billion in total assets under management. TDAM USA Inc. is a wholly-owned subsidiary of TD Bank US Holding Company, which is wholly owned by The Toronto-Dominion Bank.

Thompson, Siegel & Walmsley LLC is an indirect subsidiary of BrightSphere Investment Group Inc., a New York Stock Exchange listed company. Thompson, Siegel & Walmsley LLC has been a registered investment adviser since 1970. As of December 31, 2020, Thompson, Siegel & Walmsley LLC had approximately \$22.3 billion in total assets under management.

Wellington Management Company LLP and its predecessor entities have been registered as an investment adviser since 1960. As of December 31, 2020, Wellington Management Company LLP and its advisory affiliates had approximately \$1.29 trillion in total assets under management.

## Portfolio Manager(s)

Each fund is managed by the portfolio manager(s) listed below. The SAI provides additional information about each portfolio manager's compensation, other accounts managed by the portfolio manager, and the portfolio manager's ownership in each fund they manage.

### Transamerica Asset Allocation-Conservative Portfolio

### Transamerica Asset Allocation-Growth Portfolio

### Transamerica Asset Allocation-Moderate Portfolio

### Transamerica Asset Allocation-Moderate Growth Portfolio

Name	Sub-Adviser	Positions Over Past Five Years
Christopher Lvoff, CFA	Goldman Sachs Asset Management, L.P.	Portfolio Manager of the funds since 2020; Managing Director, Senior Portfolio Manager, Multi-Asset Solutions Group; employed with Goldman Sachs Asset Management, L.P. since 2007
Neill Nuttall	Goldman Sachs Asset Management, L.P.	Portfolio Manager of the funds since 2020; Managing Director and Chief Investment Officer of the Multi-Asset Solutions Group; employed with Goldman Sachs Asset Management, L.P. since 2014

### Transamerica Bond

Name	Sub-Adviser	Positions Over Past Five Years
Bradley D. Doyle, CFA	Aegon USA Investment Management, LLC	Portfolio Manager of the fund since 2015; Portfolio Manager with Aegon USA Investment Management, LLC since 2004; Co-Head of Investment Grade Credit from 2015-2017 and Head of Investment Grade Credit since 2017
Jeremy Mead, CFA	Aegon USA Investment Management, LLC	Portfolio Manager of the fund since 2017; Portfolio Manager with Aegon USA Investment Management, LLC from 1994-2010 and again since 2016; between tenures with Aegon USA Investment Management, LLC, advised individuals, families and small business as an Investment Advisor Representative
Doug Weih, CFA	Aegon USA Investment Management, LLC	Portfolio Manager of the fund since 2014; Portfolio Manager with Aegon USA Investment Management, LLC since 2003; Director of Public Securitized Bonds from 2009-2016 and Co-Head of Public Fixed Income from 2017-2020; Head of U.S. Fixed Income since 2020
Brian W. Westhoff, CFA	Aegon USA Investment Management, LLC	Portfolio Manager of the fund since 2005; Portfolio Manager with Aegon USA Investment Management, LLC since 2011



Name	Sub-Adviser	Positions Over Past Five Years
James K. Schaeffer, Jr.	Aegon USA Investment Management, LLC	Portfolio Manager of the fund since 2011; Portfolio Manager with Aegon USA Investment Management, LLC since 2004; Director of Distressed Debt from 2004-2014; Head of Leveraged Finance from 2014-2020; Co-Head of Public Fixed Income from 2017-2020 and Deputy Chief Investment Officer from 2018-2020; Global Head of Leveraged Finance since 2020

### Transamerica Capital Growth

Name	Sub-Adviser	Positions Over Past Five Years
Dennis P. Lynch	Morgan Stanley Investment Management Inc.	Lead Portfolio Manager of the fund since 2011; associated with Morgan Stanley Investment Management Inc. in an investment management capacity since 1998; Managing Director; Head of Counterpoint Global
Sam G. Chainani, CFA	Morgan Stanley Investment Management Inc.	Portfolio Manager of the fund since 2011; associated with Morgan Stanley Investment Management Inc. in an investment management capacity since 1996; Managing Director; Investor on Counterpoint Global
Jason C. Yeung, CFA	Morgan Stanley Investment Management Inc.	Portfolio Manager of the fund since 2011; associated with Morgan Stanley Investment Management Inc. in an investment management capacity since 2002; Managing Director; Investor on Counterpoint Global
David S. Cohen	Morgan Stanley Investment Management Inc.	Portfolio Manager of the fund since 2011; associated with Morgan Stanley Investment Management Inc. in an investment management capacity since 1993; Managing Director; Investor on Counterpoint Global
Armistead B. Nash	Morgan Stanley Investment Management Inc.	Portfolio Manager of the fund since 2011; associated with Morgan Stanley Investment Management Inc. in an investment management capacity since 2002; Managing Director; Investor on Counterpoint Global
Alexander T. Norton	Morgan Stanley Investment Management Inc.	Portfolio Manager of the fund since 2011; associated with Morgan Stanley Investment Management Inc. in an investment management capacity since 2000; Executive Director; Investor on Counterpoint Global

### Transamerica Dynamic Income

Name	Sub-Adviser	Positions Over Past Five Years
Lisa Wang, CFA	QS Investors, LLC	Portfolio Manager of the fund since 2019; Portfolio Manager at QS Investors, LLC since 2014
Thomas Picciochi	QS Investors, LLC	Portfolio Manager of the fund since 2015; Head of Multi-Asset Portfolio Management at QS Investors, LLC since 2010

### Transamerica Emerging Markets Debt

Name	Sub-Adviser	Positions Over Past Five Years
Todd Howard, CFA	MetLife Investment Management, LLC	Portfolio Manager of the fund since 2011; Employee of MetLife Investment Management, LLC and its predecessor firm since 2007

<b>Name</b>	<b>Sub-Adviser</b>	<b>Positions Over Past Five Years</b>
Scott Moses, CFA	MetLife Investment Management, LLC	Portfolio Manager of the fund since 2011; Employee of MetLife Investment Management, LLC and its predecessor firm since 2007

### Transamerica Emerging Markets Opportunities

<b>Name</b>	<b>Sub-Adviser</b>	<b>Positions Over Past Five Years</b>
Mary L. Pryshlak, CFA	Wellington Management Company LLP	Portfolio Manager of the fund since 2019; Senior Managing Director and Head of Investment Research since 2020; joined the firm in 2004
Jonathan G. White, CFA	Wellington Management Company LLP	Portfolio Manager of the fund since 2019; Managing Director and Director of Research Portfolios since 2013; joined the firm in 1999

### Transamerica Event Driven

<b>Name</b>	<b>Sub-Adviser</b>	<b>Positions Over Past Five Years</b>
Odell Lambroza	Advent Capital Management, LLC	Portfolio Manager of the fund since 2015; Portfolio Manager at Advent Capital Management, LLC since 2001
Tracy V. Maitland	Advent Capital Management, LLC	Portfolio Manager of the fund since 2015; Portfolio Manager of Advent Capital Management, LLC since 1995

### Transamerica Floating Rate

<b>Name</b>	<b>Sub-Adviser</b>	<b>Positions Over Past Five Years</b>
John F. Bailey, CFA	Aegon USA Investment Management, LLC	Portfolio Manager of the fund since 2013; Portfolio Manager and Head of Leveraged Loans with Aegon USA Investment Management, LLC since 1997
Jason P. Felderman, CFA	Aegon USA Investment Management, LLC	Portfolio Manager of the fund since 2013; Portfolio Manager with Aegon USA Investment Management, LLC since 2007
Zach Halstead	Aegon USA Investment Management, LLC	Portfolio Manager of the fund since 2018; Portfolio Manager with Aegon USA Investment Management, LLC since 2016 and Credit Research Analyst from 2013-2016
James K. Schaeffer, Jr.	Aegon USA Investment Management, LLC	Portfolio Manager of the fund since 2013; Portfolio Manager with Aegon USA Investment Management, LLC since 2004; Director of Distressed Debt from 2004-2014; Head of Leveraged Finance from 2014-2020; Co-Head of Public Fixed Income from 2017-2020 and Deputy Chief Investment Officer from 2018-2020; Global Head of Leveraged Finance since 2020

### Transamerica Global Equity

<b>Name</b>	<b>Sub-Adviser</b>	<b>Positions Over Past Five Years</b>
David P. Harris, CFA	Rockefeller & Co. LLC	Portfolio Manager of the fund since 2014; Portfolio Manager at Rockefeller & Co. LLC since 1999; President, Asset Management; Chief Investment Officer and Managing Director; Member of the Executive Committee

<b>Name</b>	<b>Sub-Adviser</b>	<b>Positions Over Past Five Years</b>
Michael Seo, CFA	Rockefeller & Co. LLC	Portfolio Manager of the fund since 2020; Portfolio Manager at Rockefeller & Co. LLC since 2008; Director of Equity Research since 2017; Managing Director; Portfolio Manager and Director of Equity Research

**Transamerica High Yield Bond**

<b>Name</b>	<b>Sub-Adviser</b>	<b>Positions Over Past Five Years</b>
Kevin Bakker, CFA	Aegon USA Investment Management, LLC	Portfolio Manager of the fund since 2007; Co-Head of U.S. High-Yield; Portfolio Manager with Aegon USA Investment Management, LLC since 2007; Senior Research Analyst 2003 – 2007
Benjamin D. Miller, CFA	Aegon USA Investment Management, LLC	Portfolio Manager of the fund since 2006; Co-Head of U.S. High-Yield; Senior Research Analyst with Aegon USA Investment Management, LLC 1993 – 2006
James K. Schaeffer, Jr.	Aegon USA Investment Management, LLC	Portfolio Manager of the fund since 2011; Portfolio Manager with Aegon USA Investment Management, LLC since 2004; Director of Distressed Debt from 2004-2014; Head of Leveraged Finance from 2014-2020; Co-Head of Public Fixed Income from 2017-2020 and Deputy Chief Investment Officer from 2018-2020; Global Head of Leveraged Finance since 2020
Derek Thoms	Aegon USA Investment Management, LLC	Portfolio Manager of the fund since 2016; Portfolio Manager with Aegon USA Investment Management, LLC since 2015. High Yield Trader with Aegon USA Investment Management, LLC 2013 - 2015

**Transamerica High Yield ESG**

<b>Name</b>	<b>Sub-Adviser</b>	<b>Positions Over Past Five Years</b>
Kevin Bakker, CFA	Aegon USA Investment Management, LLC	Portfolio Manager of the fund since 2020; Co-Head of U.S. High-Yield; Portfolio Manager with Aegon USA Investment Management, LLC since 2007; Senior Research Analyst 2003 – 2007
Benjamin D. Miller, CFA	Aegon USA Investment Management, LLC	Portfolio Manager of the fund since 2020; Co-Head of U.S. High-Yield; Senior Research Analyst with Aegon USA Investment Management, LLC 1993 – 2006
James K. Schaeffer, Jr.	Aegon USA Investment Management, LLC	Portfolio Manager of the fund since 2020; Portfolio Manager with Aegon USA Investment Management, LLC since 2004; Director of Distressed Debt from 2004-2014; Head of Leveraged Finance from 2014-2020; Co-Head of Public Fixed Income from 2017-2020 and Deputy Chief Investment Officer from 2018-2020; Global Head of Leveraged Finance since 2020
Derek Thoms	Aegon USA Investment Management, LLC	Portfolio Manager of the fund since 2020; Portfolio Manager with Aegon USA Investment Management, LLC since 2015. High Yield Trader with Aegon USA Investment Management, LLC 2013 - 2015

**Transamerica High Yield Muni**

<b>Name</b>	<b>Sub-Adviser</b>	<b>Positions Over Past Five Years</b>
Matthew Dalton	Belle Haven Investments, L.P.	Portfolio Manager of the fund since 2013; joined Belle Haven Investments, L.P. in 1996; Chief Executive Officer since 2002
Brian Steeves	Belle Haven Investments, L.P.	Portfolio Manager of the fund since 2018; joined Belle Haven Investments, L.P. in 2008

**Transamerica Inflation Opportunities**

<b>Name</b>	<b>Sub-Adviser</b>	<b>Positions Over Past Five Years</b>
Robert A. Vanden Assem, CFA	PineBridge Investments LLC	Portfolio Manager of the fund since 2014; Employee of PineBridge Investments LLC since 2001; Managing Director and Head of Investment Grade Fixed Income
Roberto Coronado	PineBridge Investments LLC	Portfolio Manager of the fund since 2016; Employee of PineBridge Investments LLC since 2014; Senior Vice President and Senior Portfolio Manager of Investment Grade Fixed Income
Gunter H. Seeger	PineBridge Investments LLC	Portfolio Manager of the fund since 2018; Employee of PineBridge Investments LLC since 2009; Senior Vice President, Senior Portfolio Manager and Research Analyst, U.S. Rates and Securitized Products

**Transamerica Intermediate Muni**

<b>Name</b>	<b>Sub-Adviser</b>	<b>Positions Over Past Five Years</b>
Matthew Dalton	Belle Haven Investments, L.P.	Portfolio Manager of the fund since 2012; joined Belle Haven Investments, L.P. in 1996; Chief Executive Officer since 2002
Brian Steeves	Belle Haven Investments, L.P.	Portfolio Manager of the fund since 2012; joined Belle Haven Investments, L.P. in 2008

**Transamerica International Equity**

<b>Name</b>	<b>Sub-Adviser</b>	<b>Positions Over Past Five Years</b>
Brandon H. Harrell, CFA	Thompson, Siegel & Walmsley LLC	Portfolio Manager of the fund since 2011; Portfolio Manager of TS&W International Equity Portfolio from October 31, 2005 to February 28, 2011; Portfolio Manager at Thompson, Siegel & Walmsley LLC since 1996

**Transamerica International Growth**

<b>Name</b>	<b>Sub-Adviser</b>	<b>Positions Over Past Five Years</b>
Alfred Li, CFA	TDAM USA Inc.	Portfolio Manager of the fund since 2018; employee of TDAM USA Inc. since 2006; Vice-President & Director & Co-Lead, International Equity
Jeff Tiefenbach, CFA	TDAM USA Inc.	Portfolio Manager of the fund since 2018; employee of TDAM USA Inc. since 2005; Managing Director

**Transamerica International Small Cap Value**

<b>Name</b>	<b>Sub-Adviser</b>	<b>Positions Over Past Five Years</b>
Brandon H. Harrell, CFA	Thompson, Siegel & Walmsley LLC	Portfolio Manager of the fund since 2013; Portfolio Manager at Thompson, Siegel & Walmsley LLC since 1996
Stedman D. Oakey, CFA	Thompson, Siegel & Walmsley LLC	Portfolio Manager of the fund since 2013; Portfolio Manager at Thompson, Siegel & Walmsley LLC since 2011 and International Research Analyst since 2005

**Transamerica International Stock**

<b>Name</b>	<b>Sub-Adviser</b>	<b>Positions Over Past Five Years</b>
David R. Vaughn, CFA	ClariVest Asset Management LLC	Lead Portfolio Manager of the fund since 2018; founder of ClariVest Asset Management LLC in 2006; primarily responsible for international, global and emerging market strategies
Priyanshu Mutreja, CFA	ClariVest Asset Management LLC	Portfolio Manager of the fund since 2018; joined ClariVest Asset Management LLC in 2009
Alex Turner, CFA	ClariVest Asset Management LLC	Portfolio Manager of the fund since 2018; joined ClariVest Asset Management LLC in 2008
Gashi Zengeni, CFA	ClariVest Asset Management LLC	Assistant Portfolio Manager of the fund since 2020; joined ClariVest Asset Management LLC in 2015

**Transamerica Large Cap Value**

<b>Name</b>	<b>Sub-Adviser</b>	<b>Positions Over Past Five Years</b>
Paul Roukis, CFA	Rothschild & Co Asset Management US Inc.	Portfolio Manager of the fund since 2020; Managing Director and Co-Portfolio Manager with Rothschild & Co Asset Management US Inc. since 2005
Jeff Agne	Rothschild & Co Asset Management US Inc.	Portfolio Manager of the fund since 2020; Managing Director and Co-Portfolio Manager with Rothschild & Co Asset Management US Inc. since 2015

**Transamerica Mid Cap Growth**

<b>Name</b>	<b>Sub-Adviser</b>	<b>Positions Over Past Five Years</b>
Timothy N. Manning	Wellington Management Company LLP	Portfolio Manager of the fund since 2018; Senior Managing Director and Equity Portfolio Manager with Wellington Management Company LLP and Leader of the Mid Cap Growth Team; joined the firm in 2007

**Transamerica Mid Cap Value Opportunities**

<b>Name</b>	<b>Sub-Adviser</b>	<b>Positions Over Past Five Years</b>
R. Michael Creager, CFA	Thompson, Siegel & Walmsley LLC	Portfolio Manager of the fund since 2019; Research Analyst at Thompson, Siegel & Walmsley LLC since 2006
Brett P. Hawkins, CFA	Thompson, Siegel & Walmsley LLC	Portfolio Manager of the fund since 2014; Chief Investment Officer; Portfolio Manager at Thompson, Siegel & Walmsley LLC since 2001

**Transamerica MLP & Energy Income**

<b>Name</b>	<b>Sub-Adviser</b>	<b>Positions Over Past Five Years</b>
John C. Frey	Kayne Anderson Capital Advisors, L.P.	Portfolio Manager of the fund since 2013; Employed with Kayne Anderson Capital Advisors, L.P. since 1997 in various capacities, including portfolio manager, research analyst and controller

**Transamerica Multi-Asset Income**

<b>Name</b>	<b>Sub-Adviser</b>	<b>Positions Over Past Five Years</b>
William M. Bellamy, CFA	Thompson, Siegel & Walmsley LLC	Portfolio Manager of the fund since 2014; Director of Income Strategies at Thompson, Siegel & Walmsley LLC since 2002

**Transamerica Multi-Managed Balanced**

<b>Name</b>	<b>Sub-Adviser</b>	<b>Positions Over Past Five Years</b>
Bradley D. Doyle, CFA	Aegon USA Investment Management, LLC	Portfolio Manager of the fund since 2015; Portfolio Manager with Aegon USA Investment Management, LLC since 2004; Co-Head of Investment Grade Credit from 2015-2017 and Head of Investment Grade Credit since 2017
Tyler A. Knight, CFA	Aegon USA Investment Management, LLC	Portfolio Manager of the fund since 2015; Portfolio Manager with Aegon USA Investment Management, LLC since 2008; Head of Structured Finance since 2018
Doug Weih, CFA	Aegon USA Investment Management, LLC	Portfolio Manager of the fund since 2014; Portfolio Manager with Aegon USA Investment Management, LLC since 2003; Director of Public Securitized Bonds from 2009-2016 and Co-Head of Public Fixed Income from 2017-2020; Head of U.S. Fixed Income since 2020
Brian W. Westhoff, CFA	Aegon USA Investment Management, LLC	Portfolio Manager of the fund since 2014; Portfolio Manager with Aegon USA Investment Management, LLC since 2011
Sivakumar N. Rajan	Aegon USA Investment Management, LLC	Portfolio Manager of the fund since 2017; Portfolio Manager with Aegon USA Investment Management, LLC since 2015, Portfolio Analyst since 2013 and Risk Analyst since 2007
Tim Snyder, CFA	J.P. Morgan Investment Management Inc.	Portfolio Manager of the fund since 2013; Employee of J.P. Morgan Investment Management Inc. since 2003; Executive Director; Portfolio Manager on the U.S. Structured Equity Team; Specialties include Research Enhanced Index (REI) strategies
Raffaele Zingone, CFA	J.P. Morgan Investment Management Inc.	Portfolio Manager of the fund since 2011; Employee of J.P. Morgan Investment Management Inc. since 1991; Managing Director; Portfolio Manager on the U.S. Structured Equity Team; Specialties include Research Enhanced Index (REI) strategies

**Transamerica Short-Term Bond**

<b>Name</b>	<b>Sub-Adviser</b>	<b>Positions Over Past Five Years</b>
Tyler A. Knight, CFA	Aegon USA Investment Management, LLC	Portfolio Manager of the fund since 2017; Portfolio Manager with Aegon USA Investment Management, LLC since 2008; Head of Structured Finance since 2018
Doug Weih, CFA	Aegon USA Investment Management, LLC	Portfolio Manager of the fund since 2011; Portfolio Manager with Aegon USA Investment Management, LLC since 2003; Director of Public Securitized Bonds from 2009-2016 and Co-Head of Public Fixed Income from 2017-2020; Head of U.S. Fixed Income since 2020
Brian W. Westhoff, CFA	Aegon USA Investment Management, LLC	Portfolio Manager of the fund since 2015; Portfolio Manager with Aegon USA Investment Management, LLC since 2011
Norbert King	Aegon USA Investment Management, LLC	Portfolio Manager of the fund since 2017; Portfolio Manager with Aegon USA Investment Management, LLC since 2017, Investment Grade Trader since 2015 and Institutional Markets Analyst with Transamerica Stable Value Services since 2011
Glen Kneeland	Aegon USA Investment Management, LLC	Portfolio Manager of the fund since 2014; Portfolio Manager with Aegon USA Investment Management, LLC since 2006

**Transamerica Small Cap Growth**

<b>Name</b>	<b>Sub-Adviser</b>	<b>Positions Over Past Five Years</b>
W. Conrad Doenges	Ranger Investment Management, L.P.	Portfolio Manager of the fund since 2012; Portfolio Manager at Ranger Investment Management, L.P. since 2004
Andrew Hill	Ranger Investment Management, L.P.	Portfolio Manager of the fund since 2017; Portfolio Manager at Ranger Investment Management, L.P. since 2017; Sector Manager at Ranger Investment Management, L.P. between 2002 and 2017
Joseph LaBate	Ranger Investment Management, L.P.	Portfolio Manager of the fund since 2017; Portfolio Manager at Ranger Investment Management, L.P. since 2017; Sector Manager at Ranger Investment Management, L.P. between 2002 and 2017

**Transamerica Small Cap Value**

<b>Name</b>	<b>Sub-Adviser</b>	<b>Positions Over Past Five Years</b>
Jason R. Ballsrud, CFA	Peregrine Capital Management, LLC	Portfolio Manager of the fund since 2018; Employee of Peregrine Capital Management, LLC since 1997, Owner and Board Member
Tasso H. Coin, Jr., CFA	Peregrine Capital Management, LLC	Portfolio Manager of the fund since 2018; Employee of Peregrine Capital Management, LLC since 1995, Owner and Board Member
Douglas G. Pugh, CFA	Peregrine Capital Management, LLC	Portfolio Manager of the fund since 2018; Employee of Peregrine Capital Management, LLC since 1997, Owner and Board Member

**Transamerica Small/Mid Cap Value**

<b>Name</b>	<b>Sub-Adviser</b>	<b>Positions Over Past Five Years</b>
Kenneth Burgess, CFA	Systematic Financial Management, L.P.	Portfolio Manager of the fund since 2011; Portfolio Manager since 1996; Employed by Systematic Financial Management, L.P. since 1993
R. Michael Creager, CFA	Thompson, Siegel & Walmsley LLC	Portfolio Manager of the fund since 2019; Research Analyst at Thompson, Siegel & Walmsley LLC since 2006
Brett P. Hawkins, CFA	Thompson, Siegel & Walmsley LLC	Portfolio Manager of the fund since 2016; Chief Investment Officer; Portfolio Manager at Thompson, Siegel & Walmsley LLC since 2001

**Transamerica Sustainable Bond**

<b>Name</b>	<b>Sub-Adviser</b>	<b>Positions Over Past Five Years</b>
Bradley D. Doyle, CFA	Aegon USA Investment Management, LLC	Portfolio Manager of the fund since 2020; Portfolio Manager with Aegon USA Investment Management, LLC since 2004; Co-Head of Investment Grade Credit from 2015-2017 and Head of Investment Grade Credit since 2017
Charles Foster, CFA	Aegon USA Investment Management, LLC	Portfolio Manager of the fund since 2020; Portfolio Manager with Aegon USA Investment Management, LLC since 2003
Jose Pluto, CFA	Aegon USA Investment Management, LLC	Portfolio Manager of the fund since 2020; Portfolio Manager with Aegon USA Investment Management, LLC since 2019 and Structured Finance Analyst since 2017; Member of the Sustainable Investment Committee; Fixed Income Analyst, Thornburg Investment Management 2013-2016
Jeremy Thurm, CFA	Aegon USA Investment Management, LLC	Portfolio Manager of the fund since 2020; Portfolio Manager with Aegon USA Investment Management, LLC since 2019 and Credit Research Analyst since 2007; Member of the Sustainable Investment Committee
James Rich	Aegon USA Investment Management, LLC	Portfolio Manager of the fund since 2020; Portfolio Manager with Aegon USA Investment Management, LLC since 2013; Member of the Sustainable Investment Committee

**Transamerica Sustainable Equity Income**

<b>Name</b>	<b>Sub-Adviser</b>	<b>Positions Over Past Five Years</b>
Mark Peden, CFA	Aegon Asset Management UK plc	Portfolio Manager of the fund since 2020; Lead Portfolio Manager of the Aegon Global Equity Income strategy since 2011; joined Aegon Asset Management UK plc in 1992
Robin Black	Aegon Asset Management UK plc	Portfolio Manager of the fund since 2020; Portfolio Manager of the Aegon Global Equity Income strategy since 2017; joined Aegon Asset Management UK plc in 2016; prior to 2016, Managing Director at Macquarie from 2010-2016



**Transamerica Unconstrained Bond**

<b>Name</b>	<b>Sub-Adviser</b>	<b>Positions Over Past Five Years</b>
Peter Hu, CFA	PineBridge Investments LLC	Portfolio Manager of the fund since 2014; Portfolio Manager at PineBridge Investments LLC since 2006
Michael J. Kelly, CFA	PineBridge Investments LLC	Portfolio Manager of the fund since 2014; Portfolio Manager at PineBridge Investments LLC since 1999
Steven Oh, CFA	PineBridge Investments LLC	Portfolio Manager of the fund since 2014; Portfolio Manager at PineBridge Investments LLC since 2000
Robert A. Vanden Assem, CFA	PineBridge Investments LLC	Portfolio Manager of the fund since 2014; Portfolio Manager at PineBridge Investments LLC since 2001
Roberto Coronado	PineBridge Investments LLC	Portfolio Manager of the fund since 2016; Portfolio Manager at PineBridge Investments LLC since 2014
Gunter H. Seeger	PineBridge Investments LLC	Portfolio Manager of the fund since 2019; Employee of PineBridge Investments LLC since 2009; Senior Vice President, Senior Portfolio Manager and Research Analyst, U.S. Rates and Securitized Products

**Transamerica US Growth**

<b>Name</b>	<b>Sub-Adviser</b>	<b>Positions Over Past Five Years</b>
Mammen Chally, CFA	Wellington Management Company LLP	Lead Portfolio Manager of the fund since 2014; Senior Managing Director and Equity Portfolio Manager of Wellington Management Company LLP; joined the firm as an investment professional in 1994
Douglas McLane, CFA	Wellington Management Company LLP	Portfolio Manager of the fund since 2017; Senior Managing Director and Equity Portfolio Manager of Wellington Management Company LLP; joined the firm in 2011
David Siegle, CFA	Wellington Management Company LLP	Portfolio Manager of the fund since 2017; Managing Director and Equity Research Analyst of Wellington Management Company LLP; joined the firm in 2001

***Trustees' Approval of Sub-Advisory Agreements***

A discussion regarding the Board of Trustees' renewal of each applicable fund's investment sub-advisory agreement is available in each fund's annual report for the fiscal year ended October 31, 2020. A discussion regarding the Board of Trustees' approval of each of Transamerica High Yield ESG, Transamerica Large Cap Value, Transamerica Sustainable Bond and Transamerica Sustainable Equity Income's investment sub-advisory agreement is available in each fund's annual report for the fiscal year ended October 31, 2020.

A discussion regarding the Board of Trustees' approval of Transamerica Emerging Markets Opportunities' investment sub-advisory agreement is available in the fund's semi-annual report for the fiscal period ended April 30, 2020.

**Disclosure of Portfolio Holdings**

A detailed description of each fund's policies and procedures with respect to the disclosure of its portfolio holdings is available in the SAI and available on the Transamerica Funds website at [www.transamerica.com](http://www.transamerica.com).

**Fund Expenses**

During times of market volatility or decline, assets of your fund may decline significantly, causing total annual fund operating expenses (as a percentage of the value of your investment) to become higher than the numbers shown in your fund's Annual Fund Operating Expenses table under "Fees and Expenses" in this prospectus. In addition, the total annual fund operating expenses shown in your fund's Annual Fund Operating Expenses table may not correlate to the ratios of expenses to average net assets shown in the Financial Highlights section of the prospectus, which reflect the operating expenses of your fund and do not include certain expenses such as acquired (i.e., underlying) funds' fees and expenses.

The "Other expenses" items in the Annual Fund Operating Expenses table for your fund include fees for custodial, legal, transfer agency, and, as applicable, sub-transfer agency services. "Other expenses" also include various other expenses applicable to each share class of your fund.

***Sub-Transfer Agency Fees***

In addition to transfer agency fees, Class I shares may also pay sub-transfer agency fees of up to 0.10% to financial intermediaries (including affiliates of TAM) that provide sub-transfer agency, recordkeeping and/or shareholder services with respect to certain shareholder accounts in lieu of the transfer agent providing such services. The other share classes offered in this prospectus do not pay sub-transfer agency fees directly, but, the transfer agent may use its available resources to pay for sub-transfer agency services for any share class, including those that pay sub-transfer agency fees directly.

## How To Contact the Funds

- Customer Service: 1-888-233-4339 – Monday through Friday; hours of operation as posted on the funds' website at [www.transamerica.com/contact-us](http://www.transamerica.com/contact-us).
- Internet: [www.transamerica.com](http://www.transamerica.com)
- Fax: 1-888-329-4339

**Mailing Address:** Transamerica Fund Services, Inc.  
P.O. Box 219945  
Kansas City, MO 64121-9945

**Overnight Address:** Transamerica Fund Services, Inc.  
330 W. 9th Street  
Kansas City, MO 64105

**The Following Information Applies to Class A, Class C, Class I, Class R, Class R6 and Class T Shares (Class T Shares are Closed to New Investors). Certain funds also offer other share classes in separate prospectuses.**

## Opening an Account

Fill out the New Account Application for the desired registration type, which is available on our website at [www.transamerica.com](http://www.transamerica.com), or call Customer Service. Transamerica Funds requires all applications to include an investment representative or an approved broker-dealer of record. An approved broker-dealer is one that is providing services under a valid dealer sales agreement with the funds' distributor. If you are an institutional entity or an employee of Transamerica and its affiliates that qualifies for Class I share purchases, Transamerica may not require a broker-dealer on your application at the time the account is established.

Federal regulations may require a fund to obtain, verify and record certain information from you and persons authorized to act on your behalf in order to establish an account. Required information includes name, date of birth (for an individual), permanent residential address or principal place of business and Social Security Number or Employer Identification Number. The fund may also ask to see other identifying documents. If you do not provide the information, the fund may not be able to open your account. Identifying information must be provided for each trader on an account. The fund may also place limits on account transactions while it is in the process of verifying your identity. If the fund is unable to verify your identity, or that of another person(s) authorized to act on your behalf, or if the fund believes it has identified potentially criminal activity, the fund reserves the right to take action it deems appropriate or as required by law, which may include redeeming your shares and closing your account.

Additional shares may be purchased through a retirement plan's administrator, record-keeper or financial service firm serving as an intermediary. There is no minimum investment for eligible plans investing in Class R and R6 shares.

## Minimum Investment

### Class A, Class C and Class T Shares:

Type of Account	Minimum Initial Investment (per fund account)	Minimum Subsequent Investment (per fund account)
Regular Accounts	\$1,000	\$ 50
IRA, Roth IRA or Coverdell ESA	\$1,000	\$ 50
Employer-sponsored Retirement Plans (includes 403(b), SEP and SIMPLE IRA plans)	\$1,000	\$ 50
Uniform Gift to Minors ("UGMA") or Transfer to Minors ("UTMA")	\$1,000	\$ 50
Payroll Deduction and Automatic Investment Plans	\$ 500	\$ 50*

### Class I Shares\*\*:

Type of Account	Minimum Initial Investment (per fund account)	Minimum Subsequent Investment (per fund account)
Regular Accounts	\$1,000,000	N/A
IRA, Roth IRA or Coverdell ESA	\$1,000,000	N/A

Type of Account	Minimum Initial Investment (per fund account)	Minimum Subsequent Investment (per fund account)
Employer-sponsored Retirement Plans (omnibus or plan level arrangements)	Waived	N/A
Uniform Gift to Minors ("UGMA") or Transfer to Minors ("UTMA")	\$1,000,000	N/A
Payroll Deduction and Automatic Investment Plans	\$1,000,000	\$ 50

\* Minimum monthly per fund account investment.

\*\* Class I shares are currently primarily offered for investment to institutional investors including, but not limited to, fee-based programs, qualified retirement plans, certain endowment plans and foundations and Directors, Trustees and employees of the funds' affiliates. Class I shares may also be available on certain brokerage platforms. An investor transacting in Class I shares through a broker acting as an agent for the investor may be required to pay a commission and/or other forms of compensation to the broker. The minimum investment for Class I shares is \$1,000,000 per fund account, but will be waived for certain investors, including wrap accounts or fee-based programs, qualified retirement plans, certain endowment plans and foundations, financial intermediaries that submit trades on behalf of underlying investors, shareholders who received Class I shares in the conversion of Class P shares to Class I shares on February 10, 2012, Directors, Trustees and officers of any Transamerica-sponsored funds, and employees of Transamerica and its affiliates. The minimum initial investment on Class I shares is waived for investors investing through the Merrill Lynch fee-based advisory platform.

Note: Transamerica Funds reserves the right to change the amount of these minimums from time to time or to waive them in whole or in part. Omnibus accounts maintained on behalf of certain 401(k) and other retirement plans are not subject to these account minimum requirements. The minimums may be waived for certain employer-sponsored retirement plans under which the employee limits his or her salary deferral purchase to one fund account. There are no minimums for "wrap" accounts for the benefit of clients of certain broker-dealers, financial institutions, or financial planners who have entered into arrangements with Transamerica Funds or Transamerica Capital, Inc., and for investments made by a retirement plan described in Section 401(a), 401(k), 401(m), 403(b) or 457 of the Internal Revenue Code.

#### By Mail

- Send your completed application and check made payable to Transamerica Fund Services, Inc.

#### Through an Authorized Dealer

- The dealer is responsible for opening your account and may need to provide Transamerica Funds with your taxpayer identification number.

#### Buying Shares

Investors may purchase shares of the funds at the "offering price" of the shares, which is the net asset value per share ("NAV") plus any applicable initial sales charge. Please note that purchase requests initiated through an automated service that exceed \$50,000 per day may be rejected and must be submitted by check or via bank wire.

Please refer to the retirement plan documents for information on how to purchase Class R6 shares of the funds and any fees that may apply.

Class T shares are not available to new investors; only existing Class T shareholders may purchase additional Class T shares.

Transamerica Funds must receive your payment within two business days after your order is accepted.

Transamerica Funds or its agents may reject a request for purchase of shares at any time, in whole or in part, including any purchase under the exchange privilege, without notice and regardless of size. Each fund reserves the right to discontinue offering any class of shares at any time, to liquidate any class of shares or merge any class of shares into another class of shares, or to cease investment operations entirely.

Each fund reserves the right to make additional exceptions or otherwise to modify the foregoing policies at any time.

#### By Check

- Make your check payable and send to Transamerica Fund Services, Inc.
- If you are purchasing shares in an existing account(s), please reference your account number(s) and the Transamerica fund(s) in which you wish to invest. If you do not specify the fund(s) in which you wish to invest, and your referenced account is invested in one Transamerica fund, your check will be deposited into such fund. If you do not specify the fund(s) in which you wish to invest and own more than one fund, your investment may be rejected.
- Redemption proceeds will be withheld for up to 10 calendar days from the date of purchase for funds to clear.

- Transamerica Funds does not accept cash, money orders, traveler's checks, credit card convenience checks, counter checks or starter checks without pre-printed information. Cashier's checks and third-party checks may be accepted, subject to approval by Transamerica Funds. We reserve the right to reject or accept any form of payment. Any unacceptable forms of payment will be returned.
- If you are opening a new account, send your completed application along with your check.

#### **By Automatic Investment Plan**

- With an Automatic Investment Plan ("AIP"), a level dollar amount is invested in fixed intervals and the payment is deducted electronically from your bank account. Due to your bank's requirements, please allow up to 30 days for your AIP to begin. Investments may be made between the 3rd and 28th of each month only, and will occur on the 15th if no selection is made. Call Customer Service for information on how to establish an AIP or visit our website to obtain an AIP request form.

#### **By Telephone**

- You may request an electronic transfer of funds from your bank account to your Transamerica Funds account. The electronic bank link option must be established in advance before Automated Clearing House ("ACH") purchases will be accepted. Call Customer Service or visit our website at [www.transamerica.com](http://www.transamerica.com) for information on how to establish an electronic bank link. Due to your bank's requirements, please allow up to 30 days to establish this option.

#### **Through an Authorized Dealer**

- If your dealer has already established your account for you, no additional documentation is needed. Call your dealer to place your order. Transamerica Funds must receive your payment within two business days after your order is accepted.

#### **By Internet**

- You may request an electronic transfer of funds from your bank account to your Transamerica Funds account. The electronic bank link option must be established in advance before ACH purchases will be accepted. Call Customer Service or visit our website at [www.transamerica.com](http://www.transamerica.com) for information on how to establish an electronic bank link. Due to your bank's requirements, please allow up to 30 days to establish this option.

#### **By Payroll Deduction**

- You may have money transferred regularly from your payroll to your Transamerica Funds account. Call Customer Service to establish this option.

#### **By Wire Transfer**

- You may request that your bank wire funds to your Transamerica Funds account (note that your bank may charge a fee for such service). You must have an existing account to make a payment by wire transfer. Ask your bank to send your payment to:

State Street Bank and Trust Company, Boston, MA, ABA#011000028

Credit: Transamerica Funds Acct #00418533

Ref: Shareholder name, Transamerica fund and account numbers.

- Shares will be purchased at the next determined public offering price after receipt of your wire if you have supplied all other required information.

#### **Other Information**

If your check, draft or electronic transfer is returned unpaid by your bank, you will be charged a fee of \$20 for each item that has been returned.

Transamerica Funds reserves the right to terminate your electronic draft privileges if the drafts are returned unpaid by your bank.

Transamerica Funds or its agents may reject a request for purchase of shares at any time, in whole or in part, in its discretion for any reason at any time, and is not obligated to provide notice before rejecting or canceling an order, including, but not limited to, any purchase under the exchange privilege and any purchase request that does not include an investment representative or an approved broker-dealer.

### **Selling Shares**

Shares may be sold (or "redeemed") on any day the New York Stock Exchange is open for business. Proceeds from the redemption of shares will normally be sent to redeeming shareholders within two business days after receipt of a redemption request in good order, but in any event within seven days, regardless of the method the fund uses to make such payment (e.g., check, wire or electronic funds transfer (ACH)). However, Transamerica Funds may postpone payment under certain circumstances, such as when the New York Stock Exchange is closed (other than on weekends or holidays) or trading is restricted, if an emergency exists, or otherwise as permitted by order of the SEC or authorized by law.

If you have recently purchased your shares by check or electronic funds transfer, your redemption payment may be delayed until the fund is reasonably satisfied that the check or electronic funds transfer has cleared (which may take up to ten calendar days). This delay may be avoided if you purchase shares by Federal Funds wire or certified check.

Please note that redemption requests greater than \$50,000 per day must be submitted in writing. In addition, amounts greater than \$50,000 cannot be sent via ACH (check or federal funds wire only). Additionally, requests totaling more than \$100,000 must be in writing with an original signature guarantee for all shareholders. Certain direct institutional accounts may utilize alternative methods in place of a signature guarantee.

The electronic bank link option must be established in advance for payments made electronically to your bank such as ACH or expedited wire redemptions. Call Customer Service to verify this feature is in place on your account or to obtain information on how to establish the electronic bank link.

Shares are redeemed at NAV, minus any applicable sales charge.

## **To request your redemption and receive payment:**

### **Direct Deposit – ACH**

- You may request an “ACH redemption” in writing, by phone or by internet access to your account. The electronic bank link must be established in advance. Payment should usually be received by your bank account 2-4 banking days after your request is received in good order. Transamerica Funds does not charge for this payment option. Certain IRAs and qualified retirement plans may not be eligible to request redemptions via the internet.

### **Direct Deposit – Wire**

- You may request an expedited wire redemption in writing or by phone. The electronic bank link must be established in advance. Otherwise, an original signature guarantee will be required. Wire redemptions have a minimum of \$1,000 per wire. Payment should be received by your bank account the next banking day after your request is received in good order. Transamerica Funds charges \$10 for this service. Your bank may charge a fee as well.

### **Check to Address of Record**

- Written Request** – Send a letter requesting a withdrawal to Transamerica Funds. Specify the fund, account number, and dollar amount or number of shares you wish to redeem. Be sure to include all shareholders’ signatures and any additional documents, as well as an original signature guarantee(s) if required. If you are requesting a distribution from an IRA, federal tax withholding of 10% will apply unless you elect otherwise. If you elect to withhold, the minimum tax withholding rate is 10%.
- Telephone or Internet Request** – You may request your redemption by phone or internet. Certain IRAs and qualified retirement plans may not be eligible.

### **Check to Another Party/Address**

- This request must be in writing, regardless of amount, signed by all account owners with an original signature guarantee.

### **Systematic Withdrawal Plan (by Direct Deposit – ACH or Check)**

- You can establish a Systematic Withdrawal Plan (“SWP”) either at the time you open your account or at a later date. Systematic withdrawals may be made via ACH between the 3<sup>rd</sup> and 28<sup>th</sup> day of the month only, or via check on the 20<sup>th</sup> day of the month only. Call Customer Service for information on how to establish a SWP, or visit our website to obtain the appropriate form to complete.

### **Through an Authorized Dealer**

- You may redeem your shares through an authorized dealer (they may impose a service charge). Contact your Registered Representative or Dealer for assistance.

## **Your Request to Sell Your Shares and Receive Payment May Be Subject to:**

- The type of account you have and if there is more than one shareholder. For example, we may require additional documentation for certain account types or multiple signatures.
- The dollar amount you are requesting; redemptions over \$50,000 must be in writing and those redemptions totaling more than \$100,000 require a written request with an original signature guarantee for all shareholders on the account.
- A written request and original signature guarantee may be required if there have been recent changes made to your account (such as an address change) or other such circumstances. For your protection, if an address change was made in the last 10 days, Transamerica Funds requires a redemption request in writing, signed by all account owners with an original signature guarantee.
- When redeeming all shares from an account with an active AIP, your AIP will automatically be stopped. Please contact Customer Service if you wish to re-activate your AIP.
- Each fund reserves the right to refuse a telephone redemption request if it is believed it is advisable to do so. The telephone redemption option may be suspended or terminated at any time without advance notice.
- Redemption proceeds will be withheld for up to 10 calendar days from the date of purchase for funds to clear.
- If you request that a withdrawal check be delivered overnight, a \$20 overnight fee will be charged.

Please see additional information relating to original signature guarantee later in this prospectus.

Shares will normally be redeemed for cash, although each fund retains the right to wholly or partly redeem its shares in kind, under unusual circumstances (such as adverse or unstable market, economic, or political conditions), in an effort to protect the interests of shareholders by the delivery of securities selected from its assets at its discretion. On the same redemption date, some shareholders may be paid in whole or in part in securities (which may differ among those shareholders), while other shareholders may be paid entirely in cash. The disposal of the securities received in-kind may be subject to brokerage costs and, until sold, such securities remain at market risk and liquidity risk, including the risk that such securities are or become difficult to sell. If the fund pays your redemption with illiquid or less liquid securities, you will bear the risk of not being able to sell such securities. Each fund may pay redemption proceeds with cash obtained through short-term borrowing arrangements, if available. Please see the SAI for more details.

## Involuntary Redemptions

Each fund reserves the right, to the fullest extent permitted by law, to close your account if, for example, the account value falls below the fund's minimum account balance, including solely due to declines in NAV, or you are deemed to engage in activities that are illegal (such as late trading), activity that is believed to be detrimental to the fund (such as market timing), or other potential criminal or fraudulent activity.

## Exchanging Shares

- You may request an exchange in writing, by phone, or by accessing your account through the internet.
- You can exchange shares in one fund for shares in the same class of another fund.
- Class A, Class C and Class T shares minimum exchange to a new fund account is \$1,000. This minimum is reduced to \$500 per fund account if you elect to establish an AIP and invest a minimum of \$50 per month, per fund account. If you want to exchange between existing fund accounts, the required minimum will be \$50 per fund account.
- Class I shares minimum exchange to a new fund account is \$1,000,000 per fund account but will be waived for certain investors as outlined within the Minimum Investment Section.
- An exchange is treated as a redemption of a fund's shares, followed by a purchase of the shares of the fund into which you exchanged. Prior to making exchanges into a fund that you do not own, please read the prospectus for that fund carefully.
- If you exchange all your shares to a new fund, any active systematic plan that you maintain with Transamerica Funds will also carry over to this new fund unless otherwise instructed.
- In certain circumstances, shares of one class of a fund may also be exchanged directly for shares of another class of the same fund, as described in the Statement of Additional Information and/or in the "Converting Shares" section below.
- Transamerica Funds reserves the right to modify or terminate the exchange privilege at any time upon 60 days' written notice.
- Transamerica Funds reserves the right to deny any exchange request involving transactions between classes of shares. Please review your individual circumstances with your financial professional.
- The minimum exchange amount may be waived with respect to transactions in omnibus accounts maintained on behalf of certain 401(k) and other retirement plans.
- For Class R6 shares, if authorized by your plan, you can request an exchange of your shares in one fund for corresponding shares of another fund. Please refer to your plan's documents for additional information. An exchange is treated as a redemption of a fund's shares followed by a purchase of the shares of the fund into which you exchanged. Prior to making exchanges into a fund you do not own, please read the prospectus of that fund.
- Class T shares of Transamerica US Growth may be exchanged for only Class A shares of any Transamerica fund, other than Transamerica US Growth.
- You may not exchange other classes of shares of the Transamerica Funds for Class T shares of Transamerica US Growth.

An exchange of shares in one fund for shares of another fund is considered a redemption followed by a purchase and generally results in a capital gain or loss for federal income tax purposes, unless you are investing through an IRA, 401(k) or other tax-advantaged account. An exchange of shares of one class directly for shares of another class of the same fund normally should not be taxable for federal income tax purposes. You should consult your tax advisor before making an exchange.

## Converting Shares

If you hold Class A, Class C, Class T or Class I2 shares and are eligible for purchase of Class I shares as described under the Minimum Investment section, you may be eligible to convert your Class A, Class C, Class T or Class I2 shares to Class I shares (or, under certain circumstances, convert to Class A shares) of the same fund, subject to the discretion of Transamerica Fund Services, Inc., to permit or reject such a conversion. If you hold Class I shares and are eligible to purchase Class R6 shares, you may be eligible to convert Class I shares to Class R6 shares of the same fund, subject to certain conditions. If you hold Class I shares and are eligible to purchase Class I2 shares, you may be eligible to convert Class I shares to Class I2 shares of the same fund, subject to certain

conditions. Class I investors that are no longer eligible for wrap or fee based programs may convert from Class I shares to Class A shares at the request of the financial intermediary. Class I2 shares are not offered in this prospectus. Please contact your financial adviser or Customer Service for conversion requirements and instructions.

A conversion between share classes of the same fund is a nontaxable event.

If you convert from one class of shares to another, the transaction will be based on the respective NAVs of the two classes on the trade date for the conversion. Consequently, a conversion may provide you with fewer shares or more shares than you originally owned, depending on that day's NAV. At the time of conversion, the total dollar value of your "old" shares will equal the total dollar value of your "new" shares. However, subsequent share price fluctuations may decrease or increase the total dollar value of your "new" shares compared with that of your "old" shares. Note that you may be responsible for paying a CDSC upon conversion if the shares have not reached the applicable holding period.

## Choosing a Share Class

Individual investors can generally invest in Class A and Class C shares. The amount of your investment and the amount of time that you plan to hold your shares will determine which class of shares you should choose. You should make this decision carefully because all of your future investments in your account will be in the same share class that you designate when you open your account. Your financial professional can help you choose the share class that makes the best sense for you.

If you are investing a large amount and/or plan to hold your shares for a long period, Class A shares may make the most sense for you. If you are investing a lesser amount, you may want to consider Class C shares if you plan to invest for a period of less than 5 years. Effective March 16, 2021, if you hold Class C shares for eight years from the date of purchase, they will generally automatically convert to Class A shares of the same fund, resulting in lower 12b-1 distribution and fees after conversion. (Until March 16, 2021, Class C shares automatically convert to Class A shares after ten years.) Please see the section "*Class C Shares – Level Load*" for further information of the conversion process.

Transamerica Funds may, at any time and in its sole discretion, add, delete, or change the sales charges for any share class.

Information regarding sales charges can also be found (free of charge) on the Transamerica Funds website at <https://www.transamerica.com/individual/what-we-offer/education/learning-center/>. Scroll down to "Get smart with investing basics" and click on "Three important considerations" and click on "download" to download the guide.

## Class A Shares – Front Load

With Class A shares, you pay an initial sales charge only when you buy shares. (The offering price includes the sales charge.) Initial sales charges do not apply to Transamerica Government Money Market.

There are 12b-1 distribution and service fees of up to 0.25% per year.

If you are investing \$1 million or more in a Transamerica Fund (other than Transamerica Short-Term Bond), you can purchase Class A shares without any sales charge. However, if you redeem any of those shares within 24 months after buying them, you will pay a 1.00% contingent deferred sales charge ("CDSC"). In the event you exchange Class A shares purchased in an amount of \$1 million or more for Class A shares of another fund and subsequently redeem some or all of those shares, you will be subject to the term and CDSC imposed by the fund into which you exchange your shares. The term of this CDSC will commence on the date you initially purchased Class A shares of a Transamerica fund in an amount of \$1 million or more. The CDSC may be waived if shares were purchased through a retirement plan described in Section 401(a), 401(k), 401(m), 403(b) or 457 of the Internal Revenue Code with assets of \$1 million or more and whose accounts are held through an omnibus or plan level arrangement, or through a "wrap" account or fee-based program for the benefit of clients of certain broker-dealers, financial institutions, or financial planners who have entered into arrangements with Transamerica Funds or TCI and did not receive an upfront commission (finder's fee).

If you invest \$250,000 or more in Transamerica Short-Term Bond, you can purchase Class A shares without any sales charge. However, if you redeem any of these shares within the first 12 months after buying them, you will pay a 0.75% CDSC. In the event you exchange any of these shares for Class A shares of another fund and subsequently redeem some or all of those shares, you will be subject to the term and CDSC imposed by the fund into which you exchange your shares. The term of this CDSC will commence on the date that you initially purchase Class A shares of Transamerica Short-Term Bond in an amount of \$250,000 or more as described in this paragraph. The CDSC may be waived if shares were purchased in a retirement plan or "wrap" account or fee-based program as described above and the applicable broker-dealer, financial institution, or financial planner did not receive an upfront commission (finder's fee).



Sales charge (“load”) waivers may be available for eligible purchases made through financial intermediaries that offer Transamerica Funds Class A shares on a load-waived basis to certain investors in accordance with the intermediary’s policies and procedures. Sales charge waivers may also be available for certain employee benefits or retirement plans, other than employee benefits or retirement plans that purchase Class A Shares through brokerage relationships in which sales charges are customarily imposed.

Whether a sales charge waiver is available depends upon the policies and procedures of your brokerage firm or intermediary. Purchasers must notify their financial intermediary if they believe they are eligible for a discount or waiver before the placement of an order, and provide information requested by the financial intermediary. Not all financial intermediaries that sell the funds may offer any or all of the discounts or waivers. See the section *Waivers and/or Reductions of Charges* for further details.

### **Class C Shares – Level Load**

With Class C shares, you pay no initial sales charge. You will pay a 1.00% CDSC if shares are redeemed during the first 12 months. There are 12b-1 distribution and service fees of up to 1.00% per year.

The maximum purchase order in Class C shares is \$999,999.99.

Subject to the conditions and circumstances set out below, effective March 16, 2021, Class C shares will automatically convert to Class A shares after eight years from the date of purchase, provided that the relevant Transamerica Funds or the financial intermediary through which you have purchased or hold Class C shares, has records verifying that the Class C shares have been held for at least eight years. (Until March 16, 2021, Class C shares automatically convert to Class A shares after ten years.) Conversion is done at NAV. Please check with your financial intermediary for details. Please note that the financial intermediary involved with your share purchase is solely responsible for converting any eligible Class C shares in an omnibus arrangement. Certain financial intermediaries may choose to convert your Class C shares in an omnibus arrangement earlier than eight years. The automatic conversion of Class C shares to Class A shares will not apply to Class C shares held through group retirement plan recordkeeping platforms of certain financial intermediaries who hold such shares in an omnibus account. Account numbers will need to be provided by the financial intermediary holding the group retirement plan(s) to have those accounts excluded from the automatic conversion. In such circumstances, please speak to your financial advisor (or the plan provider’s financial intermediary) for further information.

Following the conversion of your Class C shares, your new Class A shares will be subject to those charges as set out for Class A shares (above).

### **Class T Shares – Front Load (Transamerica US Growth)**

#### **(Closed to new investors)**

When you buy Class T shares of Transamerica US Growth, you pay an initial sales charge (the offering price includes the sales charge). You can reduce the sales charge percentage in the same ways that are described under Class A shares. Class T shares are not subject to annual 12b-1 distribution and service fees.

You pay no sales charge when you redeem Class T shares. As with Class A shares, if you pay no up-front sales charge because you are purchasing \$1 million or more of Class T shares, you will pay a deferred sales charge of 1.00% if you redeem any of those shares within the first 24 months after buying them, unless they were purchased through a retirement plan described in Section 401(a), 401(k), 401(m), 403(b) or 457 of the Internal Revenue Code.

Waivers of the sales charges are granted under certain conditions. Persons eligible to buy Class T shares at NAV may not impose a sales charge when they re-sell those shares.

### **Contingent Deferred Sales Charge**

Your shares may be subject to a CDSC. Dividends and capital gains are not subject to the sales charge. There is no charge on any increase in the value of your shares. Transamerica Funds will always use the first in, first out method to fulfill your redemption requests. If your shares are worth less than when you bought them, the charge will be assessed on their current, lower value. In some cases, the sales charge may be waived.

### **Waivers and Reductions of Sales Charges**

You may be eligible for reductions and waivers of sales charges. Sales charges may be reduced or waived under certain circumstances and for certain groups. Information about reductions and waivers of sales charges is set forth below. In addition, certain intermediaries may provide different sales charge discounts and/or waivers. These sales charge variations and the applicable intermediaries are described in an Appendix to this prospectus, “Waivers and Discounts Available from Intermediaries.” You should consult your broker or financial advisor or TAM for assistance.

### **Class A and Class T Sales Charge Reductions**

You can lower the sales charge percentage in the following ways:

- Substantial investments receive lower sales charge rates (see tables below).
- The “rights of accumulation” allows you, your spouse and children under age 21 to include the value of your existing holdings in any class of shares of the Transamerica Funds to determine your Class A or Class T sales charge. Breakpoints are derived from the daily NAV at the market close, the current combined account value at the time of the purchase and the gross amount of the new purchase.
- A Letter of Intent (“LOI”) allows you, your spouse and children under age 21 to count all share investments, up to a maximum of \$1 million, in a Transamerica fund (except as noted below for Transamerica Short-Term Bond) over the next 13 months, as if you were making them all at once, to qualify for reduced sales charges on your Class A or Class T investments. The 13 month period will begin on the date of your first purchase following the execution of your LOI. The market value of your existing holdings eligible to be aggregated as of the trading day immediately before the start of your LOI period will be credited toward satisfying your LOI. Purchases made at NAV after the establishment of your LOI (as a result of another waiver or sales charge reduction) shall not count toward meeting the amount stated in your LOI. Transamerica Funds will reserve a portion of your shares to cover any additional sales charge that may apply if your LOI amount is not met.
- You may purchase shares of Transamerica Short-Term Bond pursuant to the LOI terms described above. However, an LOI for such purchases of Transamerica Short-Term Bond may be used only to aggregate investments in Transamerica Short-Term Bond up to a maximum of \$250,000. Purchases of other Transamerica funds may not be aggregated with purchases of Transamerica Short-Term Bond for purposes of reaching the \$250,000 threshold described in this paragraph. Additionally, purchases of Transamerica Short-Term Bond will not count towards satisfying the amount stated in your LOI for any other Transamerica fund.
- By investing as part of a qualified group. An individual who is a member of a qualified group may purchase Class A or Class T shares at the reduced sales charge applicable to that group as a whole. A “qualified group” is one which has at least ten members; has been in existence for at least six months; has some purpose in addition to the purchase of mutual fund shares at a discount; has agreed to include fund sales publications in mailings to members; has arrangements made for access to the group which are satisfactory to Transamerica Funds’ transfer agent; has arrangements satisfactory to Transamerica Funds’ transfer agent established for verification that the group meets these requirements; and the group’s sole organizational nexus or connection is not that the members are credit card holders of a company, policy holders of an insurance company, customers of a bank or a broker-dealer, clients of an investment manager or security holders of a company. Transamerica Funds reserves the right to waive the requirement that the group continue to meet the minimum membership requirement or the requirement that an investor continues to belong to the group in order to qualify for lower sales charges (but not to waive either of these requirements initially). To establish a group purchase program, both the group itself and each participant must complete an application. Please contact Customer Service (1-888-233-4339) for further information and assistance. Qualified group accounts are not eligible to be counted under a rights of accumulation or LOI sales charge reduction or waiver with accounts other than accounts in the qualified group.
- By investing in a SIMPLE IRA plan held by Transamerica Fund Services, Inc. with UMB Bank, N.A. as custodian, you and all plan participants will receive a reduced sales charge on all plan contributions that exceed quantity discount amounts. SIMPLE IRA plan accounts are not eligible to be counted toward a sales charge reduction or waiver with accounts other than accounts in the SIMPLE IRA plan.

**Class A Share Quantity Discounts  
(all funds except Transamerica bond funds<sup>1</sup>)**

<b>Amount of Purchase*</b>	<b>Sales Charge as % of Offering Price</b>	<b>Sales Charge as % of Amount Invested</b>
Under \$50,000	5.50%	5.82%
\$50,000 to under \$100,000	4.75%	4.99%
\$100,000 to under \$250,000	3.50%	3.63%
\$250,000 to under \$500,000	2.75%	2.83%
\$500,000 to under \$1,000,000	2.00%	2.04%
\$1,000,000 and over	0.00%	0.00%

**Class A Share Quantity Discounts  
(Transamerica bond funds<sup>1</sup> except Transamerica Short-Term Bond, Transamerica High Yield Muni and Transamerica Intermediate Muni)**

<b>Amount of Purchase*</b>	<b>Sales Charge as % of Offering Price</b>	<b>Sales Charge as % of Amount Invested</b>
Under \$50,000	4.75%	4.99%
\$50,000 to under \$100,000	4.00%	4.17%
\$100,000 to under \$250,000	3.50%	3.63%
\$250,000 to under \$500,000	2.25%	2.30%

**Class A Share Quantity Discounts**  
(Transamerica bond funds<sup>1</sup> except Transamerica Short-Term Bond, Transamerica High Yield Muni and Transamerica Intermediate Muni)

<b>Amount of Purchase*</b>	<b>Sales Charge as % of Offering Price</b>	<b>Sales Charge as % of Amount Invested</b>
\$500,000 to under \$1,000,000	1.25%	1.27%
\$1,000,000 and over	0.00%	0.00%

**Class A Share Quantity Discounts**  
(Transamerica High Yield Muni and Transamerica Intermediate Muni)

<b>Amount of Purchase*</b>	<b>Sales Charge as % of Offering Price</b>	<b>Sales Charge as % of Amount Invested</b>
Under \$50,000	3.25%	3.36%
\$50,000 to under \$100,000	2.50%	2.56%
\$100,000 to under \$250,000	2.00%	2.04%
\$250,000 to under \$500,000	1.50%	1.52%
\$500,000 to under \$1,000,000	0.75%	0.76%
\$1,000,000 and over	0.00%	0.00%

**Class A Share Quantity Discounts**  
(Transamerica Short-Term Bond)

<b>Amount of Purchase*</b>	<b>Sales Charge as % of Offering Price</b>	<b>Sales Charge as % of Amount Invested</b>
Under \$250,000	2.50%	2.56%
\$250,000 and over	0.00%	0.00%

**Class T Share Quantity Discounts**  
(Transamerica US Growth)

<b>Amount of Purchase*</b>	<b>Sales Charge as % of Offering Price</b>	<b>Sales Charge as % of Amount Invested</b>
Under \$10,000	8.50%	9.29%
\$10,000 to under \$25,000	7.75%	8.40%
\$25,000 to under \$50,000	6.25%	6.67%
\$50,000 to under \$75,000	5.75%	6.10%
\$75,000 to under \$100,000	5.00%	5.26%
\$100,000 to under \$250,000	4.25%	4.44%
\$250,000 to under \$500,000	3.00%	3.09%
\$500,000 to under \$1,000,000	1.25%	1.27%
\$1,000,000 and over	0.00%	0.00%

<sup>1</sup> Transamerica bond funds include Transamerica Dynamic Income, Transamerica Emerging Markets Debt, Transamerica Bond, Transamerica Floating Rate, Transamerica High Yield Bond, Transamerica High Yield Muni, Transamerica Intermediate Muni, Transamerica Inflation Opportunities, Transamerica Short-Term Bond, Transamerica Unconstrained Bond, Transamerica High Yield ESG and Transamerica Sustainable Bond.

\* The transfer agent, Transamerica Fund Services, Inc. must be notified when a purchase is made that qualifies under any of the above provisions. Consequently, when a purchaser acquires shares directly from Transamerica Funds, he/she must indicate in his/her purchase order that such purchase qualifies under any of the above provisions, and must provide enough information to substantiate that claim. When a purchaser acquires shares through a dealer or other financial intermediary, he/she must inform his/her dealer or other financial intermediary of any facts that may qualify a purchase for any of the above provisions, such as, for example, information about other holdings of Class A or Class T shares of the funds that the purchaser has, directly with Transamerica Funds, or through other accounts with dealers or financial intermediaries. To substantiate a claim, it may be necessary for a purchaser to provide TFS or his/her dealer or other financial intermediary information or records regarding shares of Transamerica Funds held in all accounts (e.g., retirement plan accounts) of the purchaser directly with Transamerica Funds or with one or several dealers or other financial intermediaries, including to substantiate "rights of accumulation" accounts held by a spouse and children under age 21.

### Waiver of Class A and Class T Initial Sales Charges

Class A and Class T shares may be purchased without a sales charge by:

- Current and former trustees, directors, officers, and employees of Transamerica Funds and its affiliates; employees of Transamerica Funds sub-advisers; sales representatives and employees of dealers having a

sales agreement with Transamerica Funds' distributor, TCI; and any family members thereof;

- Any trust, pension, profit-sharing or other benefit plan for any of the foregoing persons;

- "Wrap" accounts or fee-based programs for the benefit of clients of certain broker-dealers or financial institutions;
- Employer-sponsored retirement plans described in Section 401(a), 401(k), 401(m), 403(b) or 457 of the Internal Revenue Code with assets of \$1 million or more and whose accounts are held through an Omnibus or plan level arrangement;
- Retirement plans described in Section 401(a), 401(k), 401(m), 403(b), or 457 of the Internal Revenue Code whose accounts are held through an Omnibus or plan level arrangement that purchased Class A shares without a sales charge prior to August 31, 2007;
- Other retirement plans that purchased Class A shares without a sales charge prior to April 28, 2006;
- Other retirement plans whose accounts are held through an arrangement with Morgan Stanley & Co. Incorporated;
- Other retirement plans whose accounts are held through an arrangement with Ascensus (formerly BISYS Retirement);
- Other retirement plans whose accounts are held through an arrangement with Sammons Financial Network<sup>SM</sup> LLC;
- Other retirement plans, non-qualified brokerage accounts, and other accounts that are opened through an arrangement with Transamerica Retirement Advisors, Inc., Transamerica Retirement Solutions Corporation, Transamerica Investors Securities Corporation or Clark Consulting, LLC;
- Other individual retirement accounts held in the Merrill Lynch Investor Choice Annuity (IRA Series) with Transamerica Advisors Life Insurance Company and Transamerica Financial Life Insurance Company;
- Certain financial intermediaries who have entered into an agreement with Transamerica Capital, Inc. to offer shares to self-directed investment brokerage accounts or on self-directed platforms that may or may not charge a transaction fee to their customers (Please see the "Appendix – Waivers and Discounts Available from Intermediaries" for more information);
- Employees of DST Systems, Inc., for such time as DST Systems, Inc. has an active service agreement with Transamerica Funds; and
- Employees of State Street Bank & Trust Company, for such time as State Street Bank & Trust Company has an active service agreement with Transamerica Funds.

Investments by the retirement plan accounts mentioned above are not eligible to be counted under a rights of accumulation or letter of intent sales charge reduction or waiver with accounts other than accounts in the retirement plan.

Any person listed above (including retirement plan accounts and retirement plans) who requests a waiver of sales charges must provide adequate information to his/her broker-dealer or other financial intermediary or the funds' distributor to substantiate such request.

Persons eligible to buy Class A and Class T shares at NAV may not impose a sales charge when they re-sell those shares.

### **Waiver of Class A, Class C and Class T Contingent Deferred Sales Charges**

You will not be assessed a sales charge in the following situations:

- Following the death of the shareholder on redemptions from the deceased person's account only. If this deceased person's account is re-registered to another name, sales charges would continue to apply to this new account. The transfer agent will require satisfactory proof of death before it determines to waive the CDSC fee.
- Following the total disability of the shareholder (as determined by the Social Security Administration — applies only to shares held at the time the disability is determined). The transfer agent will require satisfactory proof of disability before it determines to waive the CDSC fee.
- On redemptions made under Transamerica Funds' systematic withdrawal plan (may not exceed an annualized 12% of the account value per fund on the day the systematic withdrawal plan was established).
- If you redeem your shares and reinvest the proceeds in the same class of any fund within 90 days of redeeming, the sales charge on the first redemption is waived.
- For clients of broker-dealers that redeem Class C shares for which the selling broker-dealer was not paid an up-front commission by TCI.

Information on sales charge reductions and/or waivers can also be found (free of charge) on the Transamerica Funds website at <https://www.transamerica.com/individual/what-we-offer/products/mutual-funds/>.

### **The Following Information Applies to Class R6 Shares**

#### **Class R6 Availability**

Class R6 shares of the funds are intended for purchase by participants in certain eligible accounts described below and under the following conditions:

- 401(k) plans, 457 plans, employer-sponsored 403(b) plans, profit sharing and money purchase plans, defined-benefit plans, non-qualified deferred compensation plans, IRAs, and health savings plans and health savings accounts under Section 223 of the Internal Revenue Code (eligible plans).
- Class R6 shares are available only to eligible plans where Class R6 shares are held on the books of the funds through omnibus or Network Level 3 accounts (either at the plan level or at the level of the financial service firm serving as an intermediary).

- The plan's record-keeper or financial service firm serving as an intermediary must have an agreement with Transamerica Funds or its agents to utilize Class R6 shares in certain investment products or programs.

The financial service firm serving as an intermediary can provide participants with detailed information on how to participate in the plan, elect a fund as an investment option, elect different investment options, alter the amounts contributed to the plan or change allocations among investment options. For questions about participant accounts or to obtain an application to participate in a plan, participants should contact their financial service firm serving as an intermediary, employee benefits office, the plan administrator, or the organization that provides recordkeeping services for the plan.

Financial service firms may provide some of the shareholder servicing and account maintenance services required by retirement plan accounts and their plan participants, including transfers of registration, dividend payee charges and generation of confirmation statements, and may arrange for plan administrators to provide other investment or administrative services. Financial service firms may charge retirement plans and plan participants transaction fees and/or other additional amounts for such services. Similarly, retirement plans may charge plan participants for certain expenses. These fees and additional amounts could reduce the return of investments in Class R6 shares of the funds.

### **Opening an Account and Purchasing Shares**

Eligible retirement plans generally may open an account and purchase Class R6 shares by contacting any broker, dealer or other financial service firm authorized to sell Class R6 shares of the funds. Additional shares may be purchased through a retirement plan's administrator, record-keeper or financial service firm serving as an intermediary. There is no minimum initial investment for Class R6 shares.

Please refer to the retirement plan documents for information on how to purchase Class R6 shares of the funds and any fees that may apply.

Transamerica Funds must receive your payment within two business days after your order is accepted.

### **Selling Shares**

If you own Class R6 shares, please refer to the retirement plan documents for information on how to redeem those shares of the funds.

Shares will normally be redeemed for cash, although each fund retains the right to wholly or partly redeem its shares in kind, under unusual circumstances (such as adverse or unstable market, economic, or political conditions), in an effort to protect the interests of shareholders by the delivery of securities selected from its assets at its discretion. On the same redemption date, some shareholders may be paid in whole or in part in securities (which may differ among those shareholders), while other shareholders may be paid entirely in cash. The disposal of the securities received in-kind may be subject to brokerage costs and, until sold, such securities remain at market risk and liquidity risk, including the risk that such securities are or become difficult to sell. If the fund pays your redemption with illiquid or less liquid securities, you will bear the risk of not being able to sell such securities. The funds may pay redemption proceeds with cash obtained through short-term borrowing arrangements, if available. Please see the SAI for more details.

### **Exchanging Shares**

For Class R6 shares, if authorized by your plan, you can request an exchange of your shares in one fund for the same class of shares of another fund. Please refer to your plan's documents for additional information. An exchange is treated as a redemption of a fund's shares followed by a purchase of the shares of the fund into which you exchanged. Prior to making exchanges into a fund you do not own, please read the prospectus of that fund.

## **Features and Policies**

### **Checkwriting Service (For Class A and I shares of Transamerica Government Money Market **only**)**

If you would like to use the checkwriting service, mark the appropriate box on the application or authorization form. Your Transamerica Government Money Market fund account must have a minimum balance of \$1,000 to establish check writing privileges. The fund will send you checks when it receives these properly completed documents, and your check has cleared the up to 10 calendar day holding period. Checks must be written for at least \$250, or, a \$10 service fee will be assessed to your account. Investments made by check or ACH must have been in your account for at least 10 calendar days before you can write checks against them. A service fee of \$10 applies for those checks written under \$250. When the check is presented for payment, the fund will redeem a sufficient number of full and fractional shares in your account at that day's net asset value to cover the amount of the check. Checks presented against your account in an amount that exceeds your available balance will be returned for "insufficient funds", and your account will incur a \$20 service fee. Due to dividends accruing on your account, it is not possible to determine your account's value in advance so

you should not write a check for the entire value or try to close your account by writing a check. A stop payment on a check may be requested for a \$20 service fee. The payment of funds is authorized by the signature(s) appearing on the Transamerica Funds application or authorization form. Each signatory guarantees the genuineness of the other signatures.

The use of checks is subject to the rules of the Transamerica Funds designated bank for its checkwriting service. Transamerica Funds has chosen UMB Bank, N.A. as its designated bank for this service. UMB Bank, N.A., or its bank affiliate (the Bank), is appointed agent by the person(s) signing the Transamerica Funds application or authorization form (the Investor(s)) and, as agent, is authorized and directed upon presentment of checks to the Bank to transmit such checks to Transamerica Funds as requests to redeem shares registered in the name of the Investor(s) in the amounts of such checks.

This checkwriting service is subject to the applicable terms and restrictions, including charges, set forth in this prospectus. The Investor(s) agrees that he/she is subject to the rules, regulations, and laws governing check collection including the Uniform Commercial Code as enacted in the state of Missouri, pertaining to this checkwriting service, as amended from time to time. The Bank and/or Transamerica Funds has the right not to honor checks presented to it and the right to change, modify or terminate this checkwriting service at any time.

The checkwriting service is not available for IRAs, Coverdell ESAs, qualified retirement plans or Class C or Class R shares of Transamerica Government Money Market.

Shareholders who previously had checkwriting privileges in Transamerica Government Money Market Class P and received Transamerica Government Money Market Class I shares as a result of the conversion of Class P shares to Class I shares on February 10, 2012 may continue to utilize their checkwriting privileges in Class I.

## Customer Service

Occasionally, Transamerica Funds experiences high call volume due to unusual market activity or other events that may make it difficult for you to reach a Customer Service Representative by telephone. If you are unable to reach Transamerica Funds by telephone, please consider visiting our website at [www.transamerica.com](http://www.transamerica.com).

You may also send instructions by mail or by fax by using the information in the "How to Contact the Funds" section above, or by using our automated phone system at 1-888-233-4339.

## Uncashed Checks Issued on Your Account

If any check Transamerica Funds issues is returned by the Post Office as undeliverable, or remains outstanding (uncashed) for six months, we reserve the right to reinvest check proceeds back into your account at the NAV next calculated after reinvestment. If applicable, we will also change your account distribution option from cash to reinvest. Interest does not accrue on amounts represented by uncashed checks. In case we are unable to reinvest check proceeds in the original funds that you held, for example, if a fund has been liquidated or is closed to new investments, we reserve the right to reinvest the proceeds in Transamerica Government Money Market.

## Minimum Dividend Check Amounts

To control costs associated with issuing and administering dividend checks, we reserve the right not to issue checks under a specified amount. For accounts with the cash by check dividend distribution option, if the dividend payment total is less than \$10, the distribution will be reinvested into the account and no check will be issued.

## Minimum Account Balance

Due to the proportionately higher cost of maintaining customer fund accounts with balances below the stated minimums for each class of shares, Transamerica Funds reserves the right to close such accounts or assess an annual fee on such fund accounts to help offset the costs associated with maintaining the account. Transamerica Funds generally provides a 60-day notification to the address of record prior to assessing a minimum fund account fee, or closing any fund account. The following describes the fees assessed against fund accounts with balances below the stated minimum:

Account Balance (per fund account)	Fee Assessment (per fund account)
If your balance is below \$1,000 per fund account, including solely due to declines in NAV	\$25 annual fee assessed, until balance reaches \$1,000

No fees will be charged on:

- accounts opened within the preceding 12 months
- accounts with an active monthly Automatic Investment Plan or payroll deduction (\$50 minimum per fund account)
- accounts owned by an individual that, when combined by Social Security Number, have a balance of \$5,000 or more
- accounts owned by individuals in the same household (by address) that have a combined balance of \$5,000 or more

- accounts for which Transamerica Funds in its discretion has waived the minimum account balance requirements
- UTMA/UGMA accounts (held at Transamerica Funds)
- UMB Bank, N.A. Custodial Accounts (held at Transamerica Funds)
- Coverdell ESA accounts (held at Transamerica Funds)
- Omnibus and Network Level 3 accounts

While there is currently no minimum account size for maintaining a Class I share account, the funds reserve the right, without prior notice, to establish a minimum amount required to maintain an account.

## Telephone Transactions

Transamerica Funds and its transfer agent, Transamerica Fund Services, Inc. (“TFS”) are not liable for complying with telephone instructions that are deemed by them to be genuine. Transamerica Funds and TFS will employ reasonable procedures to help ensure telephone instructions are genuine. These procedures may include requiring personal identification, providing written confirmation of transactions, and tape recording conversations. In situations where Transamerica Funds or TFS reasonably believe they were acting on genuine telephone instructions, you bear the risk of loss. Transamerica Funds reserves the right to modify the telephone redemption privilege at any time. Customers can remove telephone options by submitting a letter of instructions.

## Retirement and Coverdell ESA UMB Bank, N.A. Account Maintenance Fees

Retirement plan and Coverdell ESA accounts custodied by UMB Bank, N.A. and held directly with Transamerica Funds are subject to an annual custodial fee of \$17.50 per fund account.

An A-share account that holds shares converted from a C-share account shall be considered as part of the original C-share account for purposes of this fee and only the A-share account will be subject to the fee. TFS may waive the annual custodial fee at its discretion.

## Professional Fees

Your financial professional may charge a fee for his or her services. This fee will be in addition to any fees charged by Transamerica Funds. Your financial professional will answer any questions that you may have regarding such fees.

## Signature Guarantee

An original signature guarantee assures that a signature is genuine so that you are protected from unauthorized account transactions. Acceptable guarantors only include participants in the Securities Transfer Agents Medallion Program (“STAMP2000”). Participants in STAMP2000 may include financial institutions such as banks, savings and loan associations, trust companies, credit unions, broker-dealers, and member firms of a national securities exchange. For certain requests, a notary may be accepted.

An original signature guarantee is typically required if any of the following is applicable:

- You request a redemption or distribution transaction totaling more than \$100,000 or, in the case of an IRA with a market value in excess of \$100,000, you request a custodian to custodian transfer.
- You would like a check made payable to anyone other than the shareholder(s) of record.
- You would like a check mailed to an address which has been changed within 10 days of the redemption request.
- You would like a check mailed to an address other than the address of record.
- You would like your redemption proceeds wired to a bank account other than a bank account of record.
- Wire or ACH proceeds to a bank account changed within 10 days of the redemption request.
- You are adding or removing a shareholder from an account.
- You are changing ownership of an account.
- When establishing an electronic bank link, if the Transamerica Funds’ account holder’s name does not appear on the check.
- Transactions requiring supporting legal documentation.

The funds reserve the right to require an original signature guarantee or a notary under other circumstances or to reject or delay a redemption on certain legal grounds.

An original signature guarantee or notary may be refused if any of the following is applicable:

- It does not appear valid or in good form.
- The transaction amount exceeds the surety bond limit of the signature guarantee.
- The guarantee stamp has been reported as stolen, missing or counterfeit.

Certain direct institutional accounts may utilize alternative methods in place of a signature guarantee with prior approval from Transamerica. Contact Transamerica for additional details.

**Note:** For certain maintenance and non-financial requests, Transamerica Funds may require a Signature Validation Program Stamp for your protection. When an institution provides a Signature Validation Program Stamp, it assures Transamerica Funds that the signature and instructions are yours and that you have the authority to provide the instruction(s) contained within the request.

## Electronic Signatures

Transamerica may accept electronic signatures in certain circumstances. Please contact Customer Service (1-888-233-4339) to see if you are eligible for this feature.

## Paperless Legal Program

Transamerica may accept requests to transfer or redeem accounts having an original signature guarantee without the necessity to include additional legal documentation. The shareholder should contact their signature guarantor regarding all documentation that may be required to obtain an original signature guarantee.

## Employer Sponsored Accounts

If you participate in an employer sponsored retirement plan and wish to make an allocation change to your current fund selection, you or your financial professional must notify Transamerica Funds by phone or in writing. Please also remember to inform your employer of the change(s) to your fund allocation. Documentation for allocations submitted online or in writing from your employer will be used to allocate your contributions. This documentation will supersede all other prior instructions received from you or your financial professional. (Note: If you perform a partial or complete exchange to a new fund selection, your current fund allocation will remain unchanged for future contributions unless specified otherwise.)

## E-Mail Communication

As e-mail communications may not be secure, and because we are unable to take reasonable precautions to verify your shareholder and transaction information, we cannot respond to account-specific requests received via e-mail. For your protection, we ask that all account-specific requests be submitted only via telephone, mail or fax.

## Reinvestment Privilege (Does not apply to Class I shares)

Within a 90-day period after you sell your shares, you have the right to “reinvest” your money in any fund, in shares of the same class as the shares that you sold. You will not incur a new sales charge if you use this privilege within the allotted time frame. Any CDSC you paid on your shares will be credited to your account. To take advantage of the 90-day reinvestment privilege, a written request must accompany your investment check.

## Statements and Reports

Transamerica Funds will send you a confirmation statement after every transaction that affects your account balance or registration, with the exception of systematic transactions or transactions necessary to assess account fees. Systematic transactions and fees will be shown on your next regularly scheduled quarterly statement. Information regarding these fees is disclosed in this prospectus. Please review the confirmation statement carefully and promptly notify Transamerica Funds of any error. Information about the tax status of the prior year's income dividends and capital gains distributions will be mailed to shareholders early each year.

Please retain your statements. If you require historical statements, Transamerica Funds may charge \$10 per statement year up to a maximum of \$50 per Social Security Number. Financial reports for the funds, which include a list of the holdings, will be mailed twice a year to all shareholders.

## eDelivery

By enrolling in eDelivery, you are notified via e-mail when shareholder documents are available for viewing on our website such as account statements, financial transaction confirmations, prospectuses, tax forms, and annual and semi-annual reports. With eDelivery, you can save time by receiving e-mail notifications days before documents might be received through the postal service; reduce clutter by reducing the amount of paper for filing, shredding, or recycling; lower environmental impact by cutting paper waste and transportation requirements; and enjoy added security by accessing your information electronically through our secure website link.

You can enroll in eDelivery when you initially complete your application and include your e-mail address. If your account is already established, visit our website at [www.transamerica.com](http://www.transamerica.com). Click on “Login,” select “Individual,” click next; select “Mutual Funds,” click next; and log into your account. When you have logged into your account, select the “Electronic Delivery” option and follow the simple enrollment steps provided.



## Right to Terminate or Suspend Account Privileges

A fund may, in its discretion, limit or terminate trading activity by any person, group or account that it believes would be disruptive, even if the activity has not exceeded the policy described in this prospectus. As part of the fund's policy to detect and deter frequent purchases, redemptions and exchanges, the fund may review and consider the history of frequent trading activity in all accounts in the Transamerica Funds known to be under common ownership or control. The fund may send a written warning to a shareholder that it believes may be engaging in disruptive or excessive trading activity; however, the fund reserves the right to suspend or terminate the ability to purchase or exchange shares, with or without warning, for any account that the fund determines, in the exercise of its discretion, has engaged in such trading activity.

## Market Timing/Excessive Trading

Some investors try to profit from various short-term or frequent trading strategies known as market timing. Examples of market timing include switching money into funds when their share prices are expected to rise and taking money out when their share prices are expected to fall, and switching from one fund to another and then back again after a short period of time. As money is shifted in and out, a fund may incur expenses for buying and selling securities. Excessive purchases, redemptions or exchanges of fund shares may disrupt portfolio management, hurt fund performance and drive fund expenses higher. For example, a fund may be forced to liquidate investments as a result of short-term trading and incur increased brokerage costs or realize capital gains without attaining any investment advantage. These costs are generally borne by all shareholders, including long-term investors who do not generate these costs.

The Board of Trustees has approved policies and procedures that are designed to discourage market timing or excessive trading, which include limitations on the number of transactions in fund shares. If you intend to engage in such practices, we request that you do not purchase shares of any of the funds. Each fund reserves the right to reject any request to purchase shares, including purchases in connection with an exchange transaction, which the fund reasonably believes to be in connection with market timing or excessive trading.

While the funds discourage market timing and excessive short-term trading, the funds cannot always recognize or detect such trading, particularly if it is facilitated by financial intermediaries or done through Omnibus Account arrangements.

The funds' distributor has entered into agreements with intermediaries requiring the intermediaries to provide certain information to help identify harmful trading activity and to prohibit further purchases or exchanges by a shareholder identified as having engaged in excessive trading. There is no guarantee that the procedures used by financial intermediaries will be able to curtail frequent, short-term trading activity. For example, shareholders who seek to engage in frequent, short-term trading activity may use a variety of strategies to avoid detection, and the financial intermediaries' ability to deter such activity may be limited by the capabilities of operational and information systems. Due to the risk that the funds and financial intermediaries may not detect all harmful trading activity, it is possible that shareholders may bear the risks associated with such activity.

Orders to purchase, redeem or exchange shares forwarded by certain omnibus accounts with Transamerica Funds will not be considered to be market timing or excessive trading for purposes of Transamerica Funds' policies. However, the market timing and excessive trading policies of these omnibus firms or plans may apply to transactions by the underlying shareholders.

Reallocations in underlying series of Transamerica Funds by an Asset Allocation Fund that invests in other series of Transamerica Funds in furtherance of a fund's objective are not considered to be market timing or excessive trading.

## Additional Information

This prospectus and the SAI provide information concerning the funds that you should consider in determining whether to purchase shares of a fund. A fund may make changes to this information from time to time. Each fund's investment strategies and policies may be changed from time to time without shareholder approval, unless specifically stated otherwise in this prospectus or in the SAI.

A fund that has a policy of investing, under normal circumstances, at least 80% of its net assets (plus the amount of any borrowings for investment purposes) in the particular type of securities suggested by its name will provide its shareholders with at least 60 days' prior written notice before making changes to such policy. Such notice will comply with the conditions set forth in any applicable SEC rules then in effect.

Neither this prospectus nor the SAI is intended to give rise to any contract rights or other rights of any shareholder, other than rights conferred by federal or state securities laws.

The funds enter into contractual arrangements with various parties, including the funds' investment manager, who provides services to the funds. Shareholders are not parties to, or intended (or "third-party") beneficiaries of those contractual arrangements.

To the extent authorized by law, the funds reserve the right to discontinue offering shares at any time, to merge or liquidate a class of shares or to cease operations entirely.

## Abandoned or Unclaimed Property

Every state has unclaimed property laws that generally provide for escheatment to the state of unclaimed property under various circumstances. In addition to the state unclaimed property laws, we may be required to escheat property pursuant to regulatory demand, finding, agreement or settlement. To help prevent such escheatment, it is important that you keep your contact and other information on file with us up to date, including the names, contact information and identifying information for customers, beneficiaries and other payees. Such updates should be communicated in a form and manner satisfactory to us. Individual states may have their own requirements. For more information regarding escheatment and unclaimed property in your state, ask your salesperson or visit your financial intermediary's website.

## Sending Forms and Transaction Requests in Good Order

We cannot process your requests for transactions relating to the funds until they are received in good order. "Good order" means the actual receipt of the instructions relating to the requested transaction in writing (or, when appropriate, by telephone or electronically), along with all forms, information and supporting legal documentation necessary to effect the transaction. This information and documentation generally includes, to the extent applicable to the transaction: your completed application; the transaction amount (in dollars, shares or percentage terms); the names, fund and account number(s) and allocations to and/or from the fund accounts affected by the requested transaction; the signatures of all owners (exactly as registered on the account) if necessary; Social Security Number or Taxpayer I.D.; and any other information or supporting documentation that we may require, including any spousal or joint owner's consents and signature guarantees. With respect to purchase requests, "good order" also generally includes receipt of sufficient funds to effect any purchase. We may, in our sole discretion, determine whether any particular transaction request is in good order, and we reserve the right to change or waive any good order requirements at any time. "Received" or receipt in good order generally means that everything necessary must be received by the funds, at our mailing address specified in this prospectus. We reserve the right to reject electronic transactions that do not meet our requirements.

## Pricing of Shares

### How Share Price Is Determined

The price at which shares are purchased or redeemed is the NAV, plus any applicable sales charge, that is next calculated following receipt and acceptance of a purchase order in good order or receipt of a redemption order in good order by the fund, an authorized intermediary, or the mail processing center located in Kansas City, Missouri.

### When Share Price Is Determined

The NAV of each fund (or class thereof) is determined on each day the NYSE is open for business as of the scheduled close of regular trading (normally 4:00 p.m. Eastern time). If the NYSE closes at another time, each fund will calculate a NAV for each class of shares as of the scheduled closing time. The NAV is not determined on days when the NYSE is closed (generally New Year's Day, Martin Luther King Jr. Day, Presidents' Day, Good Friday, Memorial Day, Independence Day, Labor Day, Thanksgiving and Christmas). Foreign securities may trade in their primary markets on weekends or other days when a fund does not price its shares (therefore, the value of a fund's foreign securities may change on days when shareholders will not be able to buy or sell shares of the funds). These securities will be valued pursuant to the funds' Pricing and Valuation procedures for such securities.

Purchase orders received in good order and accepted, and redemption orders received in good order, as of the scheduled close of regular trading of the NYSE, usually 4:00 p.m. Eastern Time, receive the NAV determined as of the close of the NYSE that day. Purchase and redemption requests received after the NYSE is closed receive the NAV determined as of the close of the NYSE the next day the NYSE is open.

Purchase orders for shares of the Asset Allocation Funds that are received in good order and accepted as of the scheduled close of regular trading on the NYSE receive the NAV determined as of the close of the NYSE that day. For direct purchases, corresponding orders for shares of the underlying constituent funds are priced on the same day that orders for shares of the Asset Allocation Funds are received and accepted. For purchases of shares of the Asset Allocation Funds through the National Securities Clearing Corporation ("NSCC"), orders for shares of the underlying constituent funds will be placed after the receipt and acceptance of the settled purchase order for shares of the Asset Allocation Funds.

### How NAV Is Calculated

The NAV of each fund (or class thereof) is calculated by taking the value of its net assets and dividing by the number of shares of the fund (or class) that are then outstanding.

The Board has approved procedures to be used to value the funds' securities for purposes of determining the funds' NAV. The valuation of the securities of the funds is determined in good faith by or under the direction of the Board. While the Board has primary responsibility to shareholders for valuation of portfolio securities, the Board has delegated certain valuation functions for the funds to TAM.

In general, securities and other investments (including shares of ETFs) are valued based on market prices at the close of regular trading on the NYSE. Fund securities (including shares of ETFs) listed or traded on domestic securities exchanges or the NASDAQ/NMS, including dollar-denominated foreign securities or ADRs, are valued at the closing price on the exchange or system where the security is principally traded. With respect to securities traded on the NASDAQ/NMS, such closing price may be the last reported sale price or the NASDAQ Official Closing Price ("NOCP"). If there have been no sales for that day on the exchange or system where the security is principally traded, then the value should be determined with reference to the last sale price, or the NOCP, if applicable, on any other exchange or system. If there have been no sales for that day on any exchange or system, a security is valued at the closing bid quotes on the exchange or system where the security is principally traded, or at the NOCP, if applicable. Foreign securities traded on U.S. exchanges are generally priced using last sale price regardless of trading activity. Securities traded over-the-counter are valued at the last bid price. The market price for debt obligations is generally the price supplied by an independent third party pricing service, which may use market prices or quotations or a variety of fair value techniques and methodologies. Short-term debt obligations that will mature in 60 days or less are valued at amortized cost, unless it is determined that using this method would not reflect an investment's fair value. The prices that a fund uses may differ from the amounts that would be realized if the investments were sold and the differences could be significant, particularly for securities that trade in relatively thin markets and/or markets that experience extreme volatility. Foreign securities generally are valued based on quotations from the primary market in which they are traded, and are converted from the local currency into U.S. dollars using current exchange rates. Market quotations for securities prices may be obtained from automated pricing services. Shares of open-end funds (other than ETF shares) are generally valued at the NAV reported by that investment company. ETF shares are valued at the most recent sale price or official closing price on the exchange on which they are traded.

When a market quotation for a security is not readily available (which may include closing prices deemed to be unreliable because of the occurrence of a subsequent event), a valuation committee appointed by the Board may, in good faith, establish a value for the security in accordance with fair value procedures adopted by the Board. The Board reviews all fair value determinations typically at its regularly scheduled meetings. The types of securities for which such fair value pricing may be required include, but are not limited to: foreign securities, where a significant event occurs after the close of the foreign market on which such security principally trades that is likely to have changed the value of such security, or the closing value is otherwise deemed unreliable; securities of an issuer that has entered into a restructuring; securities whose trading has been halted or suspended; fixed-income securities that have gone into default and for which there is no current market value quotation; and securities that are restricted as to transfer or resale. The funds use a fair value model developed by an independent third party pricing service to price foreign equity securities on days when there is a certain percentage change in the value of a domestic equity security index, as such percentage may be determined by TAM from time to time.

Valuing securities in accordance with fair value procedures involves greater reliance on judgment than valuing securities based on readily available market quotations. The valuation committee makes fair value determinations in good faith in accordance with the funds' valuation procedures. Fair value determinations can also involve reliance on quantitative models employed by a fair value pricing service. There can be no assurance that a fund could obtain the fair value assigned to a security if it were to sell the security at approximately the time at which the fund determines its NAV.

## Distribution of Shares

### Distributor

Transamerica Capital, Inc. ("TCI"), located at 1801 California Street, Suite 5200, Denver, CO 80202, underwrites and distributes all classes of fund shares and bears the expenses of offering these shares to the public. TCI is an affiliate of the investment manager and the funds.

The funds may pay TCI, or its agent, fees for its services. Of the distribution and service fees it usually receives for Class A shares, TCI, or its agent, may reallow or pay to brokers or dealers who sold them 0.25% of the average daily net assets of those shares. In the case of Class C, Class R and Class R6 shares, among other share classes, TCI, or its agent, may share revenue with brokers, dealers or intermediaries who sold shares.

### Distribution Plan

Each fund has adopted a Rule 12b-1 Plan under the Investment Company Act of 1940 (the "Plan") for each class of shares (except Class I, Class R6 and Class T Shares).

The Plan permits the use of fund assets to pay distribution and service fees for the sale and distribution of its shares. These fees are used to pay TCI, broker-dealers, financial intermediaries and other professionals who sell fund shares and provide ongoing services to shareholders and to pay other marketing and advertising expenses.

Under the Plan, each fund pays the following distribution and service fees (as a percentage of the fund's average daily net assets):

- **Class A Shares** – Up to 0.25% (Transamerica High Yield Muni and Transamerica Intermediate Muni will waive 0.10% of the 0.25% 12b-1 fee on Class A shares through March 1, 2022)
- **Class C Shares** – Up to 1.00% (Transamerica High Yield Muni and Transamerica Intermediate Muni will waive 0.25% of the 1.00% 12b-1 fee on Class C shares through March 1, 2022)
- **Class R Shares** – Up to 0.50%

Because these fees are paid out of each fund's assets on an ongoing basis, over time these fees will increase the cost of your investment and may cost you more than paying other types of sales charges.

Even though Class C shares do not carry up-front sales loads, the higher distribution and service fees payable by those shares under the Rule 12b-1 Plan, may over time, be higher than the total fees paid by owners of Class A shares.

### Other Distribution and Service Arrangements

TCI, TAM and their affiliates may enter into arrangements with affiliated entities that provide administrative, recordkeeping and other services with respect to one or more of the funds. Payment for these services is made by TCI, TAM and their affiliates out of past profits and other available sources and may take the form of internal credit, recognition or cash payments. TCI, TAM and their affiliates may also enter into similar arrangements with unaffiliated entities.

TCI engages in wholesaling activities designed to support, maintain, and increase the number of financial intermediaries who sell shares of the funds. Wholesaling activities include, but are not limited to, recommending and promoting, directly or through intermediaries, the funds to financial intermediaries and providing sales training, retail broker support and other services. Payment for these activities is made by TCI, TAM and their affiliates out of past profits and other available sources, including revenue sharing payments from others.

TCI (in connection with, or in addition to, wholesaling services), TAM and fund sub-advisers, directly or through TCI, out of their past profits and other available sources, typically provide cash payments or non-cash compensation to unaffiliated brokers and other financial intermediaries who have sold shares of the funds, promote the distribution of the funds or render investor services to fund shareholders. Such payments and compensation are in addition to the sales charges, Rule 12b-1 Plan fees, service fees and other fees that may be paid, directly or indirectly, to such brokers and other financial intermediaries. These arrangements are sometimes referred to as "revenue sharing" arrangements. The amount of revenue sharing payments is substantial, may be substantial to any given recipient and may exceed the costs and expenses incurred by the recipient for any fund-related distribution or shareholder servicing activities. The presence of these payments and the basis on which an intermediary compensates its registered representatives or salespersons may create an incentive for a particular intermediary, registered representative or salesperson to highlight, feature or recommend the funds, at least in part, based on the level of compensation paid. Revenue sharing arrangements are separately negotiated. Revenue sharing payments are not an additional charge to the funds.

Such additional cash payments may be made to brokers and other financial intermediaries that provide services to the funds and/or fund shareholders, including (without limitation) shareholder servicing, marketing support and/or access to meetings and/or events, sales representatives and management representatives of the broker or other financial intermediaries. Cash compensation may also be paid to brokers and other financial intermediaries for inclusion of a fund on a sales list or mutual fund trading platform, including a preferred or select sales list or trading platform, in other sales programs, or as an expense reimbursement or compensation in cases where the broker or other financial intermediary provides services to fund shareholders. To the extent permitted by applicable law, TCI and other parties may pay or allow other incentives and compensation to brokers and other financial intermediaries. TCI, TAM and the other parties making these payments generally assess the advisability of continuing making these payments periodically. These cash payments may take a variety of forms, including (without limitation), annual flat fees, reimbursement of ticket charges, additional compensation based on sales, on-going fees for shareholder servicing and maintenance of investor accounts, and finder's fees that vary depending on the fund or share class and the dollar amount of shares sold. Revenue sharing payments can be calculated: (i) as a percentage of gross or net sales for a particular period; (ii) as a percentage of gross or net assets under management; (iii) as a fixed or negotiated flat fee dollar amount; or (iv) based on a combination of any of these methods. These payments are made on a periodic basis, such as monthly or quarterly. During 2020, in general, payments calculated as a percentage of sales ranged from 7 basis points (0.07%) to 75 basis points (0.75%), payments calculated as a percentage of assets under management ranged from 2.5 basis points (0.025%) to 16 basis points (0.16%), and flat annual fees ranged from \$5,000 to \$500,000, which included at times payments for a series of meetings and/or events of other broker-dealers and banks.

As of December 31, 2020, TCI had revenue sharing agreements with more than 69 brokers and other financial intermediaries including, without limitation: Advisor Group, Inc.; Ameriprise Financial Services, Inc.; AXA Advisors LLC; BBVA Securities, Inc.; Bruderman Brothers; Cadaret, Grant & Co.; Cambridge Investment Research; Centaurus Financial, Inc.; Cetera Financial Group, Inc.;

CFD Investments, Inc.; Charles Schwab; Citigroup Global Markets, Inc.; Citizens Securities Inc.; CUSO Financial; D.A. Davidson & Co., Inc.; Edward Jones; Equitable Network, LLC; Equity Services, Inc.; Financial Data Services, Inc.; FSC Securities Corporation; Geneos Wealth Management; GWFS Equities Inc.; GW Sherwood Associates, Inc.; Hantz Financial Services, Inc.; HD Investment Services; Huntington Investment Company; Investacorp, Inc.; Infinex Investments, Inc.; James T. Borello & Co.; Janney Montgomery Scott; Kestra Investment Services; KMS Financial Services Inc.; J.P. Morgan Securities LLC; LPL Financial Corp.; Logan Group Securities; Merrill Lynch; Morgan Stanley Smith Barney; M&T Securities Inc.; MML Investors Services; Mutual of Omaha Investor Services Inc.; National Financial Services, Inc.; Next Financial; Oppenheimer & Co.; Park Avenue Securities; Parkland Securities, LLC; Pershing LLC; Pursche Kaplan Sterling Financial; Raymond James and Associates, Inc.; Raymond James Financial Services, Inc.; RBC Wealth Management; Royal Alliance Associates, Inc.; Sagepoint Financial Inc.; Securian Financial Services; Securities America, Inc.; Securities Service Network, Inc.; Sigma Financial Corporation; Stifel Nicolaus & Company Inc.; Suntrust Investment Services, Inc.; TD Ameritrade; Triad Advisors, Inc.; Trinity Wealth; UBS Financial Services, Inc.; United Planners Financial Services of America; US Bancorp Investments, Inc.; Voya Financial Advisors, Inc.; Waddell Reed; Wells Fargo Advisors, LLC; Wentworth Financial Partners; and Woodbury Financial Services. For the calendar year ended December 31, 2020, TCI paid approximately \$34.4 million to these brokers and other financial intermediaries in connection with revenue sharing arrangements. TCI expects to have revenue sharing arrangements with a number of brokers and other financial intermediaries in 2021, including some or all of the foregoing brokers and financial intermediaries, among others, on terms similar to those discussed above.

For the calendar year ended December 31, 2020, TCI and its affiliates received revenue sharing payments that totaled approximately \$1.9 million. The firms that paid revenue to participate in TCI sponsored events included but were not limited to the following: Aegon Asset Management; Alliance Bernstein; Allianz Global Investors; American Century Investments; Amundi Pioneer Asset Management; Barrow, Hanley, Mewhinney & Strauss, LLC; BlackRock Investment Management, LLC; BNY Mellon; Capital Group; Charles Schwab Investment Management; Columbia Threadneedle Investments; Dimensional Fund Advisers; Fidelity Investments; Franklin Templeton Investments; Goldman Sachs Asset Management; Hartford Funds; Ivy Investments; J.P. Morgan Asset Management; Janus Henderson Investors; John Hancock Investments; Legg Mason Global Asset Management; Milliman Financial Risk Management LLC; MFS Investment Management; Morgan Stanley Investment Management Inc.; Neuberger Berman; New York Life/MainStay Investments; PGIM Investments; Pacific Investment Management Company; PineBridge Investments; Principal Global Investors; Putnam Investments; QMA; Rockefeller Capital Management; Systematic Financial Management; T. Rowe Price; Thompson, Siegel & Walmsley LLC; The Vanguard Group; Virtus Investment Partners; Wellington Management Company LLP; and Wells Fargo Asset Management.

As of December 31, 2020, TAM made revenue sharing payments to approximately 10 financial intermediaries with respect to the funds, the most sizeable of which were to TCI and Transamerica Life Insurance Company. For the same period, TAM did not receive any revenue sharing payments from financial services firms.

TAM also serves as investment manager to certain funds of funds that are underlying investment options for Transamerica insurance products. TCI and its affiliates make revenue sharing payments to, or receive revenue sharing payments from, affiliates of certain underlying unaffiliated funds within Transamerica insurance products for the provision of services to investors and distribution activities. These amounts are in addition to any revenue sharing programs described above with respect to mutual fund distributors. A financial intermediary may receive both mutual fund-related and insurance-related revenue sharing payments.

In addition, while TCI typically pays most of the sales charge applicable to the sale of fund shares to brokers and other financial intermediaries through which purchases are made, TCI may, on occasion, pay the entire sales charge. (Additional information about payments of sales charges to brokers is available in the section titled “Dealer Reallowances” of the SAI.)

Also, TAM pays, out of its own assets, a “trail” fee to financial intermediaries for servicing and maintenance of accounts of Class T shareholders in Transamerica US Growth in an amount equal, on an annual basis, up to 0.10% of average daily net assets held by such Class T shareholders.

From time to time, TCI, its affiliates and/or TAM and/or fund sub-advisers may also, to the extent permitted by applicable law, pay non-cash compensation or revenue sharing to brokers and other financial intermediaries and their sales representatives in the form of, for example: (i) occasional gifts or prizes; (ii) occasional meals, tickets or other entertainment; and/or (iii) ad hoc sponsorship support of broker marketing events, programs, sales contests, promotions or other activities. Such non-cash compensation may also include, in part, assistance with the costs and expenses associated with travel, lodging, and educational sales and promotional meetings, seminars, programs and conferences, entertainment and meals to the extent permitted by law. TCI and TAM may also make payments in connection with the sponsorship by Transamerica or its affiliates of special events which may be attended by brokers and other financial intermediaries. Such non-cash compensation is in addition to the overall revenue sharing arrangements described above.

The non-cash compensation to sales representatives and compensation or reimbursement received by brokers and other financial intermediaries through sales charges, other fees payable from the funds, and/or revenue sharing arrangements for selling shares of the funds may be more or less than the overall compensation or reimbursement on similar or other products and may influence your broker

or other financial intermediary to present and recommend the funds over other investment options available in the marketplace. In addition, depending on the arrangements in place at any particular time, your broker or other financial intermediary may have a financial incentive for recommending a particular class of fund shares over other share classes.

Shareholders may obtain more information about these arrangements, including the conflicts of interests that such arrangements may create, from their brokers and other financial intermediaries, and should so inquire if they would like additional information. Intermediaries may categorize and disclose these arrangements to their clients and to members of the public in a manner different from the disclosures in this prospectus and the SAI. A shareholder should ask his/her broker or financial intermediary how he/she will be compensated for investments made in the funds. Revenue sharing payments, as well as payments under the shareholder services and distribution plan (where applicable), also benefit TAM, TCI and their affiliates and fund sub-advisers to the extent the payments result in more assets being invested in the funds on which fees are being charged.

Although a fund may use financial firms that sell fund shares to effect transactions for the fund's portfolio, the fund and its investment manager or sub-adviser will not consider the sale of fund shares as a factor when choosing financial firms to effect those transactions.

Class I shares of the funds may be offered through certain brokers and financial intermediaries ("service agents") that have established a shareholder servicing relationship with Transamerica Funds on behalf of their customers. Service agents may impose additional or different conditions than Transamerica Funds on purchases, redemptions or exchanges of fund shares by their customers. Service agents may also independently establish and charge their customers transaction fees, account fees or other amounts in connection with purchases, sales and redemptions of fund shares in addition to any fees charged by Transamerica Funds. These additional fees may vary over time and would increase the cost of the customer's investment and lower investment returns. Each service agent is responsible for transmitting to its customers a schedule of any such fees and information regarding any additional or different conditions regarding purchases, redemptions and exchanges. Shareholders who are customers of service agents should consult their service agents for information regarding these fees and conditions. Among the service agents with whom Transamerica Funds may enter into a shareholder servicing relationship are firms whose business involves or includes investment consulting, or whose parent or affiliated companies are in the investment consulting business, that may recommend that their clients utilize TAM's investment management services or invest in the funds or in other products sponsored by TAM and its affiliates.

## Distributions and Taxes

### Dividends and Distributions

Each fund intends to distribute all or substantially all of its net investment income and net capital gains, if any, to its shareholders each year. Dividends will be reinvested in additional shares unless you elect to take your dividends in cash. Each fund generally pays any distributions of net capital gains annually.

Each fund generally pays any dividends from net investment income annually, except the following:

<b>Fund</b>	<b>Pay quarterly dividends</b>	<b>Pay monthly dividends</b>	<b>Declare dividends daily and pay monthly</b>
Transamerica Asset Allocation-Conservative Portfolio	X		
Transamerica Bond			X
Transamerica Dynamic Income		X	
Transamerica Emerging Markets Debt	X		
Transamerica Floating Rate			X
Transamerica Government Money Market			X
Transamerica High Yield Bond			X
Transamerica High Yield ESG		X	
Transamerica High Yield Muni			X
Transamerica Inflation Opportunities		X	
Transamerica Intermediate Muni			X
Transamerica Large Cap Value	X		
Transamerica MLP & Energy Income	X		
Transamerica Multi-Asset Income	X		
Transamerica Multi-Managed Balanced	X		
Transamerica Short-Term Bond			X
Transamerica Sustainable Bond		X	
Transamerica Sustainable Equity Income	X		

<b>Fund</b>	<b>Pay quarterly dividends</b>	<b>Pay monthly dividends</b>	<b>Declare dividends daily and pay monthly</b>
Transamerica Unconstrained Bond			X

Notwithstanding the foregoing, the Board of Trustees of Transamerica Funds has delegated authority to TAM to change the frequency with which dividends are declared and paid by a fund, including if a fund does not have any income to distribute, and to declare and make payments of long-term capital gains with respect to a fund as permitted or required by law or in order to avoid tax penalties. Further, each fund reserves the right to change its dividend distribution policy at the discretion of the Board of Trustees.

### **Taxes on Distributions in General**

A fund will not generally have to pay income tax on amounts it distributes to shareholders. Shareholders will generally be taxed on distributions (other than exempt-interest dividends paid by Transamerica High Yield Muni and Transamerica Intermediate Muni and any distributions treated as a return of capital), whether such distributions are paid in cash or reinvested in additional shares.

The following are guidelines for how certain distributions by a fund are generally taxed to non-corporate shareholders under current federal income tax law:

- Distributions of net capital gain (i.e., the excess of net long-term capital gain over net short-term capital loss) will be taxed as long-term capital gains, generally at rates of up to 20%, regardless of how long the shareholders have held their shares. Certain capital gain dividends attributable to dividends received from U.S. REITs may be taxable to noncorporate shareholders at a rate of 25%.
- Distributions reported as paid from a fund's "qualified dividend income" may be taxable to shareholders as qualified dividend income at rates of up to 20%. Qualified dividend income generally is income derived from certain dividends from U.S. corporations or certain foreign corporations that are either incorporated in a U.S. possession or eligible for tax benefits under certain U.S. income tax treaties. In addition, dividends that a fund receives in respect of stock of certain foreign corporations will be qualified dividend income if that stock is readily tradable on an established U.S. securities market. A shareholder (and the fund in which the shareholder invests) will have to satisfy certain holding period requirements in order for the shareholder to obtain the benefit of the tax rates applicable to qualified dividend income.
- Distributions from tax-exempt interest income earned by Transamerica High Yield Muni and Transamerica Intermediate Muni, called "exempt-interest dividends," are exempt from regular federal income tax and, in general, are not tax preference items for purposes of the federal alternative minimum tax (the "AMT").
- Distributions in excess of a fund's earnings and profits will, as to each shareholder, be treated as a return of capital to the extent of the shareholder's basis in his or her fund shares, and as a capital gain thereafter (assuming the shareholder holds the shares as capital assets). A distribution treated as a return of capital will not be taxable currently but will reduce the shareholder's tax basis in his or her shares, which will generally increase the gain (or decrease the loss) that will be recognized on a subsequent sale or exchange of the shares.
- Other distributions generally will be taxed at ordinary income tax rates.

A 3.8% Medicare contribution tax generally applies to all or a portion of the net investment income of a shareholder who is an individual and not a nonresident alien for federal income tax purposes and who has adjusted gross income (subject to certain adjustments) that exceeds a threshold amount. This 3.8% tax also applies to all or a portion of the undistributed net investment income of certain shareholders that are estates or trusts. For these purposes, dividends (other than exempt-interest dividends), interest, and certain capital gains are generally taken into account in computing a shareholder's net investment income.

If a fund declares a dividend in October, November, or December, payable to shareholders of record in such a month, and pays it in the following January, shareholders will be taxed on the dividend as if they received it in the year in which it was declared.

Each fund in which you invest will send you a tax report annually summarizing the amount and tax aspects of your distributions. If you buy shares of a fund shortly before it makes a taxable distribution (other than, in general, regular monthly distributions paid by funds that declare dividends daily), the distribution will be generally taxable to you even though it may effectively represent a return of a portion of your investment. This is known as "buying a dividend."

Investors who invest through tax-deferred accounts, such as IRAs, 403(b) accounts, and qualified retirement plans, will ordinarily not be subject to tax until a distribution is made from the account, at which time such distribution is generally taxed as ordinary income, even if the distribution is wholly or in part attributable to exempt-interest dividends received by the tax-deferred account. These accounts are subject to complex tax rules, and tax-deferred account investors should therefore consult their tax advisers regarding their investments in a tax-deferred account.

Funds that invest in other funds ("asset allocation funds") may recognize income on distributions from underlying funds in which they invest and may also recognize gains and losses if they redeem or sell shares in underlying funds. Distributions of net capital gains or qualified dividend income of either the asset allocation funds or underlying funds will generally be taxed at long-term capital gain

rates of up to 20% when distributed to noncorporate shareholders of the asset allocation funds. Other distributions, including short-term capital gains, generally will be taxed as ordinary income. The structure of such asset allocation funds and the reallocation of investments among underlying funds could affect the amount, timing and character of distributions.

### **Taxes on the Sale or Exchange of Shares**

If you sell shares of a fund or exchange them for shares of another fund, you generally will have a capital gain or loss, which will generally be a long-term capital gain or loss if you held the shares for more than one year; otherwise it will generally be a short-term capital gain or loss.

Any loss recognized on shares held for six months or less will be treated as a long-term capital loss to the extent of any amounts treated as distributions of long-term capital gain that were received with respect to the shares.

Any gain or loss on the sale or exchange of shares is computed by subtracting your tax basis in the shares from the redemption proceeds in the case of a sale or the value of the shares received in the case of an exchange. Because your tax basis depends on the original purchase price, on the price at which any dividends may have been reinvested, and on the amount of any distributions treated as returns of capital for federal income tax purposes, you should be sure to keep account statements so that you or your tax return preparer will be able to determine whether a sale will result in a taxable gain or loss.

### **Withholding Taxes**

A fund in which you invest may be required to apply backup withholding of U.S. federal income tax on all distributions payable to you (including exempt-interest dividends) if you fail to provide the funds with your correct taxpayer identification number or to make required certifications, or if you have been notified by the Internal Revenue Service (the "IRS") that you are subject to backup withholding.

The backup withholding rate is currently 24%. Backup withholding is not an additional tax, but is a method by which the IRS ensures that it will collect taxes otherwise due. Any amounts withheld may be credited against your U.S. federal income tax liability. Backup withholding will not be applied to payments that have been subject to the 30% withholding tax applicable to shareholders that are not U.S. persons.

### **Non-Resident Alien Withholding**

Dividends and certain other payments (but not distributions of net capital gains or exempt-interest dividends) to persons who are not citizens or residents of the United States or U.S. entities ("Non-U.S. Persons") are generally subject to U.S. tax withholding at the rate of 30%. The 30% withholding described in this paragraph will not be imposed on any dividends reported as interest-related dividends or as short-term capital gain dividends. Each fund intends to withhold U.S. federal income tax at the rate of 30% on taxable distributions and other payments to Non-U.S. Persons that are subject to withholding, regardless of whether a lower rate may be permitted under an applicable treaty.

If you are a Non-U.S. Person, you must provide a U.S. mailing address to establish an account unless your broker-dealer firm submits your account through the National Securities Clearing Corporation. Your broker-dealer will be required to submit a foreign certification form. Investors changing a mailing address to a non-U.S. address will be required to have a foreign certification form completed by their broker-dealer and returned to us before future purchases can be accepted. Additionally, those shareholders will need to provide an appropriate tax form (e.g., Form W-8BEN) and documentary evidence and letter of explanation.

Unless certain non-U.S. entities that hold fund shares comply with IRS requirements that will generally require them to report information regarding U.S. persons investing in, or holding accounts with, such entities, a 30% withholding tax may apply to fund distributions (but not distributions of exempt-interest dividends) payable to such entities. A non-U.S. shareholder may be exempt from the withholding described in this paragraph under an applicable intergovernmental agreement between the U.S. and a foreign government, provided that the shareholder and the applicable foreign government comply with the terms of such agreement.

### **Other Tax Information**

This tax discussion is for general information only. In addition to federal income taxes, you may be subject to state, local or foreign taxes on payments received from, and investments made in shares of, a fund. More information is provided in the SAI of the funds. You should also consult your own tax adviser for information regarding all tax consequences applicable to your investments in the funds.



### List and Description of Certain Underlying Funds

This section lists the underlying funds in which some or all of the Asset Allocation Funds may invest and describes those that are not otherwise discussed in this prospectus. This section summarizes their respective investment objectives and principal investment strategies and risks. Further information about certain underlying funds is contained in these underlying funds' prospectuses, available at [www.transamerica.com](http://www.transamerica.com).

<b>Fund Name</b>	<b>Transamerica Asset Allocation- Conservative Portfolio</b>	<b>Transamerica Asset Allocation- Growth Portfolio</b>	<b>Transamerica Asset Allocation- Moderate Growth Portfolio</b>	<b>Transamerica Asset Allocation- Moderate Portfolio</b>
Transamerica Bond	X		X	X
Transamerica Capital Growth	X	X	X	X
Transamerica Core Bond	X		X	X
Transamerica Emerging Markets Debt	X		X	X
Transamerica Emerging Markets Opportunities	X	X	X	X
Transamerica Event Driven	X	X	X	X
Transamerica Floating Rate	X		X	X
Transamerica Global Equity	X	X	X	X
Transamerica Government Money Market	X	X	X	X
Transamerica High Yield Bond	X		X	X
Transamerica High Yield ESG	X		X	X
Transamerica High Yield Muni	X	X	X	X
Transamerica Inflation Opportunities	X		X	X
Transamerica Intermediate Bond	X		X	X
Transamerica Intermediate Muni	X	X	X	X
Transamerica International Equity	X	X	X	X
Transamerica International Growth	X	X	X	X
Transamerica International Small Cap Value	X	X	X	X
Transamerica International Stock	X	X	X	X
Transamerica Large Cap Value	X	X	X	X
Transamerica Mid Cap Growth	X	X	X	X
Transamerica Mid Cap Value	X	X	X	X
Transamerica Mid Cap Value Opportunities	X	X	X	X
Transamerica MLP & Energy Income	X	X	X	X
Transamerica Multi-Asset Income	X		X	X
Transamerica Multi-Managed Balanced	X	X	X	X
Transamerica Short-Term Bond	X		X	X
Transamerica Small Cap Growth	X	X	X	X
Transamerica Small Cap Value	X	X	X	X
Transamerica Small/Mid Cap Value	X	X	X	X
Transamerica Sustainable Bond	X		X	X
Transamerica Sustainable Equity Income	X	X	X	X
Transamerica Total Return	X		X	X
Transamerica Unconstrained Bond	X		X	X
Transamerica US Growth	X	X	X	X

#### ***Transamerica Core Bond***

**Principal Investment Strategies:** The fund's sub-adviser, J.P. Morgan Investment Management Inc. (the "sub-adviser"), seeks to achieve the fund's objective by investing, under normal circumstances, at least 80% of the fund's net assets (plus the amount of borrowings, if any, for investment purposes) in bonds, including (without limitation):

-

U.S. government securities, including Treasury obligations and government sponsored enterprises such as Fannie Mae, Ginnie Mae, Freddie Mac and securities issued by other government agencies and instrumentalities

- Medium- to high-quality corporate bonds
- Mortgage-backed securities, including U.S. agency and non-agency pass through and collateralized mortgage obligations (“CMOs”)

- Asset-backed securities
- Commercial mortgage-backed securities (“CMBS”)

Generally, such bonds will have intermediate to long maturities.

To a lesser extent, the fund may invest in:

- U.S. dollar-denominated foreign bonds
- Short-term securities, including agency discount notes, commercial paper and money market funds

The fund may invest in bonds and other debt securities that are rated in the lowest investment grade category. The sub-adviser analyzes four major factors in managing and constructing the fund’s portfolio: duration, market sector, maturity concentrations and individual securities. Duration is a measure used to determine the sensitivity of a security’s price to changes in interest rates. The longer a security’s duration, the more sensitive it will be to changes in interest rates. The sub-adviser looks for market sectors and individual securities that it believes will perform well over time. The sub-adviser is value oriented and selects individual securities after performing a risk/reward analysis that includes an evaluation of interest rate risk, credit risk, and the complex legal and technical structure of the transaction. The fund’s average weighted maturity will ordinarily range between four and twelve years.

The fund may use futures contracts, options, swaps and other derivatives as tools in the management of fund assets. The fund may use derivatives as a substitute for various investments, to alter the investment characteristics of the fund, for risk management and/or to increase income or gain to the fund.

As part of its security selection process, alongside traditional fundamental financial analysis, the sub-adviser also evaluates whether environmental, social and governance (“ESG”) factors could, in the sub-adviser’s view, have a material negative or positive impact on the cash flows or risk profiles of many companies in the universe in which the fund may invest. The goal of this process is to seek to identify material ESG risks and opportunities for each company and the potential for financial impacts. These determinations may not be conclusive and securities of such issuers may be purchased and retained by the fund.

### ***Transamerica Intermediate Bond***

#### **Principal Investment Strategies:**

The fund’s sub-adviser, Aegon USA Investment Management, LLC (the “sub-adviser”), seeks to achieve the fund’s objective by investing, under normal circumstances, primarily in investment grade debt securities, which may include: investment grade corporate securities, U.S. government obligations, mortgage-backed securities guaranteed by U.S. government agencies and instrumentalities, and private residential mortgage-backed securities. Under normal circumstances, the fund invests at least 80% of its net assets (plus the amount of borrowings, if any, for investment purposes) in fixed income securities. The fund’s portfolio weighted average duration will typically range from 3 to 10 years. Duration is a measure used to determine the sensitivity of a security’s price to changes in interest rates. The longer a security’s duration, the more sensitive it will be to changes in interest rates. The fund may also invest in U.S. Treasury and agency securities, municipal bonds, asset-backed securities (including collateralized loan obligations (“CLO”s), collateralized bond obligations (“CBO”s) and collateralized debt obligations (“CDO”s)), commercial mortgage-backed securities (“CMBS”), high quality short-term debt obligations and repurchase agreements. The fund’s investments may include debt securities of foreign issuers, including emerging market debt securities. The fund may invest in securities that are denominated in U.S. dollars and in foreign currencies.

The fund may invest up to 10% of its net assets in emerging market debt securities and up to 10% of its net assets in high-yield debt securities (commonly referred to as “junk bonds”), but may invest no more than 15% of its net assets in emerging market debt securities and high-yield debt securities combined. Investment grade debt securities carry a rating of at least BBB from Standard & Poor’s or Fitch or Baa from Moody’s or are of comparable quality as determined by the sub-adviser.

The sub-adviser uses a combination of a global “top-down” analysis of the macroeconomic and interest rate environment and proprietary “bottom-up” research of corporate, government and agency debt, and other debt instruments. In the sub-adviser’s “top-down” approach, the sub-adviser analyzes various fundamental, technical, sentiment and valuation factors that affect the movements of markets and securities prices worldwide. In its proprietary “bottom-up” research, the sub-adviser considers various fundamental and other factors, such as creditworthiness, capital structure, covenants, cash flows and, as applicable, collateral. The sub-adviser’s research analysts integrate environmental, social and governance matters within their analytical process alongside traditional credit metrics. The sub-adviser uses this combined “top-down” and “bottom-up” approach to determine sector, security, yield curve, and duration positions for the fund.

The fund may, but is not required to, engage in certain investment strategies involving derivatives, such as options, futures, forward currency contracts and swaps, including, but not limited to, interest rate, total return and credit default swaps. These investment strategies may be employed as a hedging technique, as a means of altering investment characteristics of the fund’s portfolio (such as shortening or lengthening duration), in an attempt to enhance returns or for other purposes.

The fund may purchase securities on a when-issued, delayed delivery or forward commitment basis.

## ***Transamerica Mid Cap Value***

### **Principal Investment Strategies:**

The fund's sub-adviser, J.P. Morgan Investment Management Inc. (the "sub-adviser"), seeks to achieve the fund's objective by investing, under normal circumstances, at least 80% of the fund's net assets (plus the amount of borrowings, if any, for investment purposes) in equity securities of mid cap companies. Mid cap companies are companies with market capitalizations equal to those within the universe of the Russell Midcap<sup>®</sup> Value Index<sup>1</sup> and/or between \$1 billion and \$20 billion at the time of purchase. As of the current reconstitution of the Russell Midcap<sup>®</sup> Value Index on September 30, 2020, the market capitalizations of the companies in the index ranged from \$630 million to \$38.6 billion. The fund will normally only purchase securities that are traded on registered exchanges or the over-the-counter market in the United States. The fund may invest in other equity securities, which include preferred stocks, convertible securities and foreign securities, which may take the form of depositary receipts. Maximum weightings in any sector are double that of the benchmark or 25%, whichever is greater. Value stocks as a group may be out of favor and underperform the overall equity market for a long period of time, for example, while the market favors "growth" stocks.

The sub-adviser may use derivatives, including futures contracts, covered call options, options on futures contracts and stock index futures and options, for the purpose of remaining fully invested, equitizing cash, reducing transaction costs or managing interest rate risk.

As part of its security selection process, alongside traditional fundamental financial analysis, the sub-adviser also evaluates whether environmental, social and governance ("ESG") factors could, in the sub-adviser's view, have a material negative or positive impact on the cash flows or risk profiles of many companies in the universe in which the fund may invest. The goal of this process is to seek to identify material ESG risks and opportunities for each company and the potential for financial impacts. These determinations may not be conclusive and securities of such issuers may be purchased and retained by the fund.

## ***Transamerica Total Return***

### **Principal Investment Strategies:**

The fund's sub-adviser, Pacific Investment Management Company LLC (the "sub-adviser"), invests, under normal circumstances, at least 65% of the fund's total assets in fixed-income instruments of varying maturities, which may be represented by forwards or derivatives such as options, futures contracts, or swap agreements. "Fixed income instruments" include bonds, debt securities and other similar instruments issued by various U.S. and non-U.S. public- or private-sector entities. The average duration of the fund normally varies within two years (plus or minus) of the duration of the Bloomberg Barclays US Aggregate Bond Index, as calculated by the sub-adviser, which as of December 31, 2020, was 5.39 years. Duration is a measure used to determine the sensitivity of a security's price to changes in interest rates. The longer a security's duration, the more sensitive it will be to changes in interest rates.

The sub-adviser normally invests the fund's assets primarily in investment grade debt securities, but may invest up to 20% of the fund's total assets in high yield securities (commonly known as "junk bonds") rated B or higher by Moody's, Fitch, or Standard & Poor's or, if unrated, determined by the sub-adviser to be of comparable quality (except that within such 20% limitation, the fund may invest in mortgage-related securities rated below B). The sub-adviser may invest up to 30% of the fund's total assets in securities denominated in foreign currencies, and may invest beyond this limit in U.S. dollar-denominated securities of foreign issuers. The fund may invest up to 15% of its total assets in securities and instruments that are economically tied to emerging market countries (this limitation does not apply to investment grade sovereign debt denominated in the local currency with less than 1 year remaining to maturity, which means the fund may invest, together with any other investments denominated in foreign currencies, up to 30% of its total assets in such instruments). Foreign currency exposure (from non-U.S. dollar-denominated securities or currencies) normally will be limited to 20% of the fund's total assets. The fund may invest in to-be-announced pass-through mortgage securities, which settle on a delayed delivery basis. The fund may enter into reverse repurchase agreements and sale-buyback transactions.

The fund may invest, without limitation, in derivative instruments, such as options, futures contracts or swap agreements, or in mortgage- or asset-backed securities, subject to applicable law. The fund may purchase or sell securities on a when-issued, delayed delivery or forward commitment basis and may engage in short sales. The fund may, without limitation, seek to obtain market exposure to the securities in which it primarily invests by entering into a series of purchase and sale contracts or by using other investment techniques (such as buy backs or dollar rolls). The "total return" sought by the fund consists of income earned on the fund's investments, plus capital appreciation, if any, which generally arises from decreases in interest rates, foreign currency appreciation or improving credit fundamentals for a particular sector or security. The fund may invest up to 10% of its total assets in preferred stock, convertible securities and other equity related securities.

Except as noted below, each fund may invest its assets in cash, cash equivalent securities or short-term debt securities, repurchase agreements and money market instruments. Under adverse or unstable market, economic or political conditions, each fund may take temporary defensive positions in cash and short-term debt securities without limit. Although a fund would do this only in seeking to

avoid losses, the fund may be unable to pursue its investment objective during that time, and it could reduce the benefit from any upswing in the market. To the extent that a fund has any uninvested cash, the fund would also be subject to risk with respect to the depository institution holding the cash.

## Principal Risks of the Underlying Funds

Principal Risks	Transamerica Core Bond	Transamerica Intermediate Bond	Transamerica Mid Cap Value	Transamerica Total Return
Active Trading	X	X	X	X
Convertible Securities			X	X
Counterparty	X	X	X	X
Credit	X	X	X	X
Currency	X	X	X	X
Currency Hedging		X		X
Depository Receipts			X	
Derivatives	X	X	X	X
Dollar Rolls		X		X
Emerging Markets		X		X
Environmental, Social and Governance (“ESG”)				
Equity Securities			X	X
Extension	X	X		X
Fixed-Income Securities	X	X		X
Focused Investing		X	X	
Foreign Investments	X	X	X	X
Hedging		X		
High-Yield Debt Securities		X		X
Inflation		X		
Inflation-Protected Securities		X		
Interest Rate	X	X		X
Large Shareholder	X	X	X	X
Leveraging	X	X		X
Liquidity	X	X		X
Loans		X		
Management	X	X	X	X
Market	X	X	X	X
Medium Capitalization Companies			X	
Mortgage-Related and Asset-Backed Securities	X	X		X
Municipal Securities		X		
Preferred Stock			X	X
Prepayment or Call	X	X		X
Privately Placed and Other Restricted Securities		X		X
REITs			X	
Repurchase Agreements		X		X
Reverse Repurchase Agreements				X
Short Sales				X
Sovereign Debt		X		X
Structured Instruments				X
Sustainability and Environmental, Social and Governance (“ESG”) Considerations	X	X	X	

To Be Announced (TBA) Transactions		X		X
U.S. Government Agency Obligations	X	X		X
Valuation	X	X	X	X
Value Investing			X	
Yield		X		



**Financial Highlights**

The Financial Highlights tables are intended to help you understand a fund's performance for the past five years or since its inception if less than five years. Certain information reflects financial results for a single fund share. The total returns in the tables represent the rate an investor would have earned (or lost) on an investment in the fund for the period shown, assuming reinvestment of all dividends and distributions. Information has been derived from financial statements audited by Ernst & Young LLP, an Independent Registered Public Accounting firm, whose report, along with the fund's financial statements, is included in the October 31, 2020 Annual Report, which is available to you upon request.

If a fund shows performance for a class not offered by this prospectus, financial highlights are shown for that class in this section.



For a share outstanding during the years indicated:	Transamerica Asset Allocation— Conservative Portfolio				
	Class A				
	October 31, 2020	October 31, 2019	October 31, 2018	October 31, 2017	October 31, 2016
<b>Net asset value, beginning of year</b>	\$10.76	\$10.67	\$11.59	\$11.18	\$11.40
<b>Investment operations:</b>					
Net investment income (loss) <sup>(A)</sup>	0.19	0.19	0.25	0.24	0.23 <sup>(B)</sup>
Net realized and unrealized gain (loss)	0.47	0.65	(0.43)	0.71	0.18
Total investment operations	0.66	0.84	(0.18)	0.95	0.41
Dividends and/or distributions to shareholders:					
Net investment income	(0.19)	(0.18)	(0.25)	(0.25)	(0.25)
Net realized gains	(0.19)	(0.57)	(0.49)	(0.29)	(0.38)
Total dividends and/or distributions to shareholders	(0.38)	(0.75)	(0.74)	(0.54)	(0.63)
<b>Net asset value, end of year</b>	\$11.04	\$10.76	\$10.67	\$11.59	\$11.18
<b>Total return</b> <sup>(C)</sup>	6.32%	8.64%	(1.77)%	8.78%	3.83%
<b>Ratio and supplemental data:</b>					
<b>Net assets end of year (000's)</b>	\$586,536	\$610,131	\$661,621	\$734,113	\$622,495
Expenses to average net assets <sup>(D)</sup>					
Excluding waiver and/or reimbursement and recapture	0.48%	0.49%	0.47%	0.47%	0.48%
Including waiver and/or reimbursement and recapture	0.48%	0.49%	0.47%	0.47%	0.47% <sup>(B)</sup>
Net investment income (loss) to average net assets	1.78%	1.81%	2.21%	2.15%	2.12% <sup>(B)</sup>
Portfolio turnover rate	28%	4%	20%	18%	4%

(A) Calculated based on average number of shares outstanding.

(B) Please reference the Custody Out-of-Pocket Expense section of the Notes to Financial Statements for more information regarding the reimbursement of custody fees. The amount of the reimbursement on a per share basis was immaterial to the class. The Expenses to average net assets including waiver and/or reimbursement and recapture ratio, and Net investment income (loss) to average net assets ratio would have been 0.01% higher and 0.01% lower, respectively, had the custodian not reimbursed the Fund.

(C) Total return has been calculated without deduction of the initial sales charge and contingent deferred sales charge.

(D) Does not include expenses of the underlying investments in which the Fund invests.

For a share outstanding during the years indicated:	Transamerica Asset Allocation— Conservative Portfolio				
	Class C				
	October 31, 2020	October 31, 2019	October 31, 2018	October 31, 2017	October 31, 2016
<b>Net asset value, beginning of year</b>	\$10.68	\$10.59	\$11.49	\$11.08	\$11.30
<b>Investment operations:</b>					
Net investment income (loss) <sup>(A)</sup>	0.12	0.11	0.16	0.17	0.17 <sup>(B)</sup>
Net realized and unrealized gain (loss)	0.44	0.65	(0.42)	0.69	0.16
Total investment operations	0.56	0.76	(0.26)	0.86	0.33
Dividends and/or distributions to shareholders:					
Net investment income	(0.14)	(0.10)	(0.15)	(0.16)	(0.17)
Net realized gains	(0.19)	(0.57)	(0.49)	(0.29)	(0.38)
Total dividends and/or distributions to shareholders	(0.33)	(0.67)	(0.64)	(0.45)	(0.55)
<b>Net asset value, end of year</b>	\$10.91	\$10.68	\$10.59	\$11.49	\$11.08
<b>Total return</b> <sup>(C)</sup>	5.37%	7.82%	(2.46)%	7.99%	3.10%
<b>Ratio and supplemental data:</b>					
<b>Net assets end of year (000's)</b>	\$87,565	\$126,367	\$185,581	\$331,669	\$405,546
Expenses to average net assets <sup>(D)</sup>					
Excluding waiver and/or reimbursement and recapture	1.25%	1.26%	1.23%	1.23%	1.22%
Including waiver and/or reimbursement and recapture	1.25%	1.26%	1.23%	1.23%	1.21% <sup>(B)</sup>
Net investment income (loss) to average net assets	1.12%	1.07%	1.48%	1.51%	1.56% <sup>(B)</sup>
Portfolio turnover rate	28%	4%	20%	18%	4%

<sup>(A)</sup> Calculated based on average number of shares outstanding.

<sup>(B)</sup> Please reference the Custody Out-of-Pocket Expense section of the Notes to Financial Statements for more information regarding the reimbursement of custody fees. The amount of the reimbursement on a per share basis was immaterial to the class. The Expenses to average net assets including waiver and/or reimbursement and recapture ratio, and Net investment income (loss) to average net assets ratio would have been 0.01% higher and 0.01% lower, respectively, had the custodian not reimbursed the Fund.

<sup>(C)</sup> Total return has been calculated without deduction of the contingent deferred sales charge.

<sup>(D)</sup> Does not include expenses of the underlying investments in which the Fund invests.

For a share outstanding during the years indicated:	Transamerica Asset Allocation— Conservative Portfolio				
	Class I				
	October 31, 2020	October 31, 2019	October 31, 2018	October 31, 2017	October 31, 2016
<b>Net asset value, beginning of year</b>	\$10.80	\$10.70	\$11.62	\$11.21	\$11.42
<b>Investment operations:</b>					
Net investment income (loss) <sup>(A)</sup>	0.22	0.21	0.28	0.28	0.28 <sup>(B)</sup>
Net realized and unrealized gain (loss)	0.46	0.67	(0.44)	0.69	0.16
Total investment operations	0.68	0.88	(0.16)	0.97	0.44
Dividends and/or distributions to shareholders:					
Net investment income	(0.21)	(0.21)	(0.27)	(0.27)	(0.27)
Net realized gains	(0.19)	(0.57)	(0.49)	(0.29)	(0.38)
Total dividends and/or distributions to shareholders	(0.40)	(0.78)	(0.76)	(0.56)	(0.65)
<b>Net asset value, end of year</b>	\$11.08	\$10.80	\$10.70	\$11.62	\$11.21
<b>Total return</b>	6.48%	8.95%	(1.56)%	8.97%	4.13%
<b>Ratio and supplemental data:</b>					
<b>Net assets end of year (000's)</b>	\$15,655	\$16,423	\$19,845	\$29,213	\$25,946
Expenses to average net assets <sup>(C)</sup>					
Excluding waiver and/or reimbursement and recapture	0.26%	0.27%	0.26%	0.26%	0.26%
Including waiver and/or reimbursement and recapture	0.24% <sup>(D)</sup>	0.27%	0.26%	0.26%	0.25% <sup>(B)</sup>
Net investment income (loss) to average net assets	2.04%	1.98%	2.51%	2.46%	2.50% <sup>(B)</sup>
Portfolio turnover rate	28%	4%	20%	18%	4%

<sup>(A)</sup> Calculated based on average number of shares outstanding.

<sup>(B)</sup> Please reference the Custody Out-of-Pocket Expense section of the Notes to Financial Statements for more information regarding the reimbursement of custody fees. The amount of the reimbursement on a per share basis was immaterial to the class. The Expenses to average net assets including waiver and/or reimbursement and recapture ratio, and Net investment income (loss) to average net assets ratio would have been 0.01% higher and 0.01% lower, respectively, had the custodian not reimbursed the Fund.

<sup>(C)</sup> Does not include expenses of the underlying investments in which the Fund invests.

<sup>(D)</sup> TAM has contractually agreed to reimburse 0.09% of the sub-transfer agency fees and certain per account transfer agency fees through March 1, 2022. These amounts are not subject to recapture by TAM.

For a share outstanding during the years indicated:	Transamerica Asset Allocation– Conservative Portfolio				
	Class R				
	October 31, 2020	October 31, 2019	October 31, 2018	October 31, 2017	October 31, 2016
<b>Net asset value, beginning of year</b>	\$10.89	\$10.78	\$11.70	\$11.28	\$11.49
<b>Investment operations:</b>					
Net investment income (loss) <sup>(A)</sup>	0.15	0.15	0.20	0.21	0.22 <sup>(B)</sup>
Net realized and unrealized gain (loss)	0.48	0.67	(0.42)	0.70	0.15
Total investment operations	0.63	0.82	(0.22)	0.91	0.37
Dividends and/or distributions to shareholders:					
Net investment income	(0.17)	(0.14)	(0.21)	(0.20)	(0.20)
Net realized gains	(0.19)	(0.57)	(0.49)	(0.29)	(0.38)
Total dividends and/or distributions to shareholders	(0.36)	(0.71)	(0.70)	(0.49)	(0.58)
<b>Net asset value, end of year</b>	<b>\$11.16</b>	<b>\$10.89</b>	<b>\$10.78</b>	<b>\$11.70</b>	<b>\$11.28</b>
<b>Total return</b>	<b>5.90%</b>	<b>8.28%</b>	<b>(2.10)%</b>	<b>8.35%</b>	<b>3.44%</b>
<b>Ratio and supplemental data:</b>					
<b>Net assets end of year (000's)</b>	<b>\$873</b>	<b>\$855</b>	<b>\$1,347</b>	<b>\$1,359</b>	<b>\$1,209</b>
Expenses to average net assets <sup>(C)</sup>					
Excluding waiver and/or reimbursement and recapture	0.76%	0.86%	0.83%	0.85%	0.86%
Including waiver and/or reimbursement and recapture	0.76%	0.86%	0.83%	0.85%	0.85% <sup>(B)</sup>
Net investment income (loss) to average net assets	1.42%	1.41%	1.82%	1.88%	1.97% <sup>(B)</sup>
Portfolio turnover rate	28%	4%	20%	18%	4%

<sup>(A)</sup> Calculated based on average number of shares outstanding.

<sup>(B)</sup> Please reference the Custody Out-of-Pocket Expense section of the Notes to Financial Statements for more information regarding the reimbursement of custody fees. The amount of the reimbursement on a per share basis was immaterial to the class. The Expenses to average net assets including waiver and/or reimbursement and recapture ratio, and Net investment income (loss) to average net assets ratio would have been 0.01% higher and 0.01% lower, respectively, had the custodian not reimbursed the Fund.

<sup>(C)</sup> Does not include expenses of the underlying investments in which the Fund invests.

For a share outstanding during the years indicated:	Transamerica Asset Allocation-- Growth Portfolio				
	Class A				
	October 31, 2020	October 31, 2019	October 31, 2018	October 31, 2017	October 31, 2016
<b>Net asset value, beginning of year</b>	\$13.01	\$14.38	\$16.35	\$14.71	\$15.57
<b>Investment operations:</b>					
Net investment income (loss) <sup>(A)</sup>	0.17	0.11	0.26	0.23	0.23 <sup>(B)</sup>
Net realized and unrealized gain (loss)	0.48	0.67	(0.56)	2.55	0.24
Total investment operations	0.65	0.78	(0.30)	2.78	0.47
Dividends and/or distributions to shareholders:					
Net investment income	(0.21)	(0.19)	(0.32)	(0.24)	(0.23)
Net realized gains	(0.92)	(1.96)	(1.35)	(0.90)	(1.10)
Total dividends and/or distributions to shareholders	(1.13)	(2.15)	(1.67)	(1.14)	(1.33)
<b>Net asset value, end of year</b>	<b>\$12.53</b>	<b>\$13.01</b>	<b>\$14.38</b>	<b>\$16.35</b>	<b>\$14.71</b>
<b>Total return</b> <sup>(C)</sup>	5.01%	7.89%	(2.33)%	20.19%	3.28%
<b>Ratio and supplemental data:</b>					
<b>Net assets end of year (000's)</b>	\$809,244	\$887,342	\$922,131	\$830,875	\$727,751
Expenses to average net assets <sup>(D)</sup>					
Excluding waiver and/or reimbursement and recapture	0.53%	0.54%	0.51%	0.52%	0.53%
Including waiver and/or reimbursement and recapture	0.53%	0.54%	0.51%	0.52%	0.52% <sup>(B)</sup>
Net investment income (loss) to average net assets	1.40%	0.90%	1.65%	1.53%	1.63% <sup>(B)</sup>
Portfolio turnover rate	26%	1%	32%	9%	1%

<sup>(A)</sup> Calculated based on average number of shares outstanding.

<sup>(B)</sup> Please reference the Custody Out-of-Pocket Expense section of the Notes to Financial Statements for more information regarding the reimbursement of custody fees. The amount of the reimbursement on a per share basis was immaterial to the class. The Expenses to average net assets including waiver and/or reimbursement and recapture ratio, and Net investment income (loss) to average net assets ratio would have been 0.01% higher and 0.01% lower, respectively, had the custodian not reimbursed the Fund.

<sup>(C)</sup> Total return has been calculated without deduction of the initial sales charge and contingent deferred sales charge.

<sup>(D)</sup> Does not include expenses of the underlying investments in which the Fund invests.

For a share outstanding during the years indicated:	Transamerica Asset Allocation-- Growth Portfolio				
	Class C				
	October 31, 2020	October 31, 2019	October 31, 2018	October 31, 2017	October 31, 2016
<b>Net asset value, beginning of year</b>	\$12.59	\$13.88	\$15.82	\$14.26	\$15.13
<b>Investment operations:</b>					
Net investment income (loss) <sup>(A)</sup>	0.09	0.03	0.15	0.13	0.13 <sup>(B)</sup>
Net realized and unrealized gain (loss)	0.44	0.64	(0.55)	2.46	0.21
Total investment operations	0.53	0.67	(0.40)	2.59	0.34
<b>Dividends and/or distributions to shareholders:</b>					
Net investment income	(0.09)	–	(0.19)	(0.13)	(0.11)
Net realized gains	(0.92)	(1.96)	(1.35)	(0.90)	(1.10)
Total dividends and/or distributions to shareholders	(1.01)	(1.96)	(1.54)	(1.03)	(1.21)
<b>Net asset value, end of year</b>	\$12.11	\$12.59	\$13.88	\$15.82	\$14.26
<b>Total return</b> <sup>(C)</sup>	4.13%	7.10%	(3.03)%	19.31%	2.49%
<b>Ratio and supplemental data:</b>					
<b>Net assets end of year (000's)</b>	\$143,282	\$205,681	\$309,195	\$628,621	\$660,687
Expenses to average net assets <sup>(D)</sup>					
Excluding waiver and/or reimbursement and recapture	1.31%	1.31%	1.26%	1.26%	1.27%
Including waiver and/or reimbursement and recapture	1.31%	1.31%	1.26%	1.26%	1.26% <sup>(B)</sup>
Net investment income (loss) to average net assets	0.74%	0.25%	1.02%	0.91%	0.93% <sup>(B)</sup>
Portfolio turnover rate	26%	1%	32%	9%	1%

<sup>(A)</sup> Calculated based on average number of shares outstanding.

<sup>(B)</sup> Please reference the Custody Out-of-Pocket Expense section of the Notes to Financial Statements for more information regarding the reimbursement of custody fees. The amount of the reimbursement on a per share basis was immaterial to the class. The Expenses to average net assets including waiver and/or reimbursement and recapture ratio, and Net investment income (loss) to average net assets ratio would have been 0.01% higher and 0.01% lower, respectively, had the custodian not reimbursed the Fund.

<sup>(C)</sup> Total return has been calculated without deduction of the contingent deferred sales charge.

<sup>(D)</sup> Does not include expenses of the underlying investments in which the Fund invests.

For a share outstanding during the years indicated:	Transamerica Asset Allocation-- Growth Portfolio				
	Class I				
	October 31, 2020	October 31, 2019	October 31, 2018	October 31, 2017	October 31, 2016
<b>Net asset value, beginning of year</b>	\$13.01	\$14.38	\$16.36	\$14.72	\$15.59
<b>Investment operations:</b>					
Net investment income (loss) <sup>(A)</sup>	0.22	0.16	0.30	0.23	0.28 <sup>(B)</sup>
Net realized and unrealized gain (loss)	0.47	0.65	(0.57)	2.59	0.22
Total investment operations	0.69	0.81	(0.27)	2.82	0.50
<b>Dividends and/or distributions to shareholders:</b>					
Net investment income	(0.25)	(0.22)	(0.36)	(0.28)	(0.27)
Net realized gains	(0.92)	(1.96)	(1.35)	(0.90)	(1.10)
Total dividends and/or distributions to shareholders	(1.17)	(2.18)	(1.71)	(1.18)	(1.37)
<b>Net asset value, end of year</b>	\$12.53	\$13.01	\$14.38	\$16.36	\$14.72
<b>Total return</b>	5.31%	8.19%	(2.11)%	20.52%	3.52%
<b>Ratio and supplemental data:</b>					
<b>Net assets end of year (000's)</b>	\$32,886	\$43,396	\$51,209	\$56,253	\$32,116
Expenses to average net assets <sup>(C)</sup>					
Excluding waiver and/or reimbursement and recapture	0.26%	0.27%	0.26%	0.26%	0.26%
Including waiver and/or reimbursement and recapture	0.25% <sup>(D)</sup>	0.27%	0.26%	0.26%	0.25% <sup>(B)</sup>
Net investment income (loss) to average net assets	1.81%	1.25%	1.95%	1.50%	1.96% <sup>(B)</sup>
Portfolio turnover rate	26%	1%	32%	9%	1%

<sup>(A)</sup> Calculated based on average number of shares outstanding.

<sup>(B)</sup> Please reference the Custody Out-of-Pocket Expense section of the Notes to Financial Statements for more information regarding the reimbursement of custody fees. The amount of the reimbursement on a per share basis was immaterial to the class. The Expenses to average net assets including waiver and/or reimbursement and recapture ratio, and Net investment income (loss) to average net assets ratio would have been 0.01% higher and 0.01% lower, respectively, had the custodian not reimbursed the Fund.

<sup>(C)</sup> Does not include expenses of the underlying investments in which the Fund invests.

<sup>(D)</sup> TAM has contractually agreed to reimburse 0.09% of the sub-transfer agency fees and certain per account transfer agency fees through March 1, 2022. These amounts are not subject to recapture by TAM.

For a share outstanding during the years indicated:	Transamerica Asset Allocation-- Growth Portfolio				
	Class R				
	October 31, 2020	October 31, 2019	October 31, 2018	October 31, 2017	October 31, 2016
<b>Net asset value, beginning of year</b>	\$12.89	\$14.22	\$16.20	\$14.57	\$15.45
<b>Investment operations:</b>					
Net investment income (loss) <sup>(A)</sup>	0.14	0.08	0.22	0.18	0.21 <sup>(B)</sup>
Net realized and unrealized gain (loss)	0.47	0.67	(0.57)	2.55	0.20
Total investment operations	0.61	0.75	(0.35)	2.73	0.41
Dividends and/or distributions to shareholders:					
Net investment income	(0.17)	(0.12)	(0.28)	(0.20)	(0.19)
Net realized gains	(0.92)	(1.96)	(1.35)	(0.90)	(1.10)
Total dividends and/or distributions to shareholders	(1.09)	(2.08)	(1.63)	(1.10)	(1.29)
<b>Net asset value, end of year</b>	<b>\$12.41</b>	<b>\$12.89</b>	<b>\$14.22</b>	<b>\$16.20</b>	<b>\$14.57</b>
<b>Total return</b>	<b>4.72%</b>	<b>7.71%</b>	<b>(2.67)%</b>	<b>19.94%</b>	<b>2.90%</b>
<b>Ratio and supplemental data:</b>					
<b>Net assets end of year (000's)</b>	\$1,625	\$1,940	\$2,193	\$2,702	\$2,142
Expenses to average net assets <sup>(C)</sup>					
Excluding waiver and/or reimbursement and recapture	0.76%	0.80%	0.79%	0.80%	0.86%
Including waiver and/or reimbursement and recapture	0.76%	0.80%	0.79%	0.80%	0.85% <sup>(B)</sup>
Net investment income (loss) to average net assets	1.17%	0.61%	1.41%	1.19%	1.47% <sup>(B)</sup>
Portfolio turnover rate	26%	1%	32%	9%	1%

<sup>(A)</sup> Calculated based on average number of shares outstanding.

<sup>(B)</sup> Please reference the Custody Out-of-Pocket Expense section of the Notes to Financial Statements for more information regarding the reimbursement of custody fees. The amount of the reimbursement on a per share basis was immaterial to the class. The Expenses to average net assets including waiver and/or reimbursement and recapture ratio, and Net investment income (loss) to average net assets ratio would have been 0.01% higher and 0.01% lower, respectively, had the custodian not reimbursed the Fund.

<sup>(C)</sup> Does not include expenses of the underlying investments in which the Fund invests.



For a share outstanding during the years indicated:	Transamerica Asset Allocation– Moderate Growth Portfolio				
	Class A				
	October 31, 2020	October 31, 2019	October 31, 2018	October 31, 2017	October 31, 2016
<b>Net asset value, beginning of year</b>	\$12.05	\$12.81	\$14.38	\$13.34	\$13.93
<b>Investment operations:</b>					
Net investment income (loss) <sup>(A)</sup>	0.18	0.16	0.27	0.26	0.23 <sup>(B)</sup>
Net realized and unrealized gain (loss)	0.50	0.69	(0.50)	1.67	0.20
Total investment operations	0.68	0.85	(0.23)	1.93	0.43
<b>Dividends and/or distributions to shareholders:</b>					
Net investment income	(0.23)	(0.21)	(0.30)	(0.25)	(0.23)
Net realized gains	(0.63)	(1.40)	(1.04)	(0.64)	(0.79)
Total dividends and/or distributions to shareholders	(0.86)	(1.61)	(1.34)	(0.89)	(1.02)
<b>Net asset value, end of year</b>	\$11.87	\$12.05	\$12.81	\$14.38	\$13.34
<b>Total return</b> <sup>(C)</sup>	5.75%	8.37%	(2.02)%	15.32%	3.35%
<b>Ratio and supplemental data:</b>					
<b>Net assets end of year (000's)</b>	\$1,423,975	\$1,531,349	\$1,589,016	\$1,434,214	\$1,315,381
Expenses to average net assets <sup>(D)</sup>					
Excluding waiver and/or reimbursement and recapture	0.50%	0.51%	0.49%	0.49%	0.50%
Including waiver and/or reimbursement and recapture	0.50%	0.51%	0.49%	0.49%	0.49% <sup>(B)</sup>
Net investment income (loss) to average net assets	1.59%	1.36%	1.98%	1.89%	1.76% <sup>(B)</sup>
Portfolio turnover rate	28%	3%	32%	14%	1%

<sup>(A)</sup> Calculated based on average number of shares outstanding.

<sup>(B)</sup> Please reference the Custody Out-of-Pocket Expense section of the Notes to Financial Statements for more information regarding the reimbursement of custody fees. The amount of the reimbursement on a per share basis was immaterial to the class. The Expenses to average net assets including waiver and/or reimbursement and recapture ratio, and Net investment income (loss) to average net assets ratio would have been 0.01% higher and 0.01% lower, respectively, had the custodian not reimbursed the Fund.

<sup>(C)</sup> Total return has been calculated without deduction of the initial sales charge and contingent deferred sales charge.

<sup>(D)</sup> Does not include expenses of the underlying investments in which the Fund invests.

For a share outstanding during the years indicated:	Transamerica Asset Allocation– Moderate Growth Portfolio				
	Class C				
	October 31, 2020	October 31, 2019	October 31, 2018	October 31, 2017	October 31, 2016
<b>Net asset value, beginning of year</b>	\$12.10	\$12.72	\$14.28	\$13.24	\$13.82
<b>Investment operations:</b>					
Net investment income (loss) <sup>(A)</sup>	0.11	0.08	0.18	0.17	0.14 <sup>(B)</sup>
Net realized and unrealized gain (loss)	0.48	0.70	(0.52)	1.65	0.19
Total investment operations	0.59	0.78	(0.34)	1.82	0.33
Dividends and/or distributions to shareholders:					
Net investment income	(0.10)	(0.00) <sup>(C)</sup>	(0.18)	(0.14)	(0.12)
Net realized gains	(0.63)	(1.40)	(1.04)	(0.64)	(0.79)
Total dividends and/or distributions to shareholders	(0.73)	(1.40)	(1.22)	(0.78)	(0.91)
<b>Net asset value, end of year</b>	\$11.96	\$12.10	\$12.72	\$14.28	\$13.24
<b>Total return<sup>(D)</sup></b>	4.97%	7.60%	(2.82)%	14.48%	2.60%
<b>Ratio and supplemental data:</b>					
<b>Net assets end of year (000's)</b>	\$245,806	\$354,235	\$547,237	\$1,123,771	\$1,286,726
Expenses to average net assets <sup>(E)</sup>					
Excluding waiver and/or reimbursement and recapture	1.27%	1.28%	1.24%	1.24%	1.24%
Including waiver and/or reimbursement and recapture	1.27%	1.28%	1.24%	1.24%	1.23% <sup>(B)</sup>
Net investment income (loss) to average net assets	0.93%	0.68%	1.33%	1.25%	1.05% <sup>(B)</sup>
Portfolio turnover rate	28%	3%	32%	14%	1%

<sup>(A)</sup> Calculated based on average number of shares outstanding.

<sup>(B)</sup> Please reference the Custody Out-of-Pocket Expense section of the Notes to Financial Statements for more information regarding the reimbursement of custody fees. The amount of the reimbursement on a per share basis was immaterial to the class. The Expenses to average net assets including waiver and/or reimbursement and recapture ratio, and Net investment income (loss) to average net assets ratio would have been 0.01% higher and 0.01% lower, respectively, had the custodian not reimbursed the Fund.

<sup>(C)</sup> Rounds to less than \$0.01 or \$(0.01).

<sup>(D)</sup> Total return has been calculated without deduction of the contingent deferred sales charge.

<sup>(E)</sup> Does not include expenses of the underlying investments in which the Fund invests.

For a share outstanding during the years indicated:	Transamerica Asset Allocation– Moderate Growth Portfolio				
	Class I				
	October 31, 2020	October 31, 2019	October 31, 2018	October 31, 2017	October 31, 2016
<b>Net asset value, beginning of year</b>	\$12.04	\$12.80	\$14.38	\$13.34	\$13.93
<b>Investment operations:</b>					
Net investment income (loss) <sup>(A)</sup>	0.22	0.19	0.30	0.27	0.27 <sup>(B)</sup>
Net realized and unrealized gain (loss)	0.50	0.68	(0.51)	1.69	0.19
Total investment operations	0.72	0.87	(0.21)	1.96	0.46
Dividends and/or distributions to shareholders:					
Net investment income	(0.26)	(0.23)	(0.33)	(0.28)	(0.26)
Net realized gains	(0.63)	(1.40)	(1.04)	(0.64)	(0.79)
Total dividends and/or distributions to shareholders	(0.89)	(1.63)	(1.37)	(0.92)	(1.05)
<b>Net asset value, end of year</b>	\$11.87	\$12.04	\$12.80	\$14.38	\$13.34
<b>Total return</b>	6.12%	8.64%	(1.84)%	15.62%	3.63%
<b>Ratio and supplemental data:</b>					
<b>Net assets end of year (000's)</b>	\$58,844	\$72,827	\$81,772	\$85,959	\$53,166
Expenses to average net assets <sup>(C)</sup>					
Excluding waiver and/or reimbursement and recapture	0.25%	0.26%	0.25%	0.25%	0.25%
Including waiver and/or reimbursement and recapture	0.24% <sup>(D)</sup>	0.26%	0.25%	0.25%	0.24% <sup>(B)</sup>
Net investment income (loss) to average net assets	1.92%	1.65%	2.24%	1.96%	2.04% <sup>(B)</sup>
Portfolio turnover rate	28%	3%	32%	14%	1%

<sup>(A)</sup> Calculated based on average number of shares outstanding.

<sup>(B)</sup> Please reference the Custody Out-of-Pocket Expense section of the Notes to Financial Statements for more information regarding the reimbursement of custody fees. The amount of the reimbursement on a per share basis was immaterial to the class. The Expenses to average net assets including waiver and/or reimbursement and recapture ratio, and Net investment income (loss) to average net assets ratio would have been 0.01% higher and 0.01% lower, respectively, had the custodian not reimbursed the Fund.

<sup>(C)</sup> Does not include expenses of the underlying investments in which the Fund invests.

<sup>(D)</sup> TAM has contractually agreed to reimburse 0.09% of the sub-transfer agency fees and certain per account transfer agency fees through March 1, 2022. These amounts are not subject to recapture by TAM.

For a share outstanding during the years indicated:	Transamerica Asset Allocation– Moderate Growth Portfolio				
	Class R				
	October 31, 2020	October 31, 2019	October 31, 2018	October 31, 2017	October 31, 2016
<b>Net asset value, beginning of year</b>	\$11.99	\$12.73	\$14.30	\$13.26	\$13.85
<b>Investment operations:</b>					
Net investment income (loss) <sup>(A)</sup>	0.14	0.13	0.24	0.18	0.21 <sup>(B)</sup>
Net realized and unrealized gain (loss)	0.51	0.68	(0.52)	1.70	0.18
Total investment operations	0.65	0.81	(0.28)	1.88	0.39
Dividends and/or distributions to shareholders:					
Net investment income	(0.17)	(0.15)	(0.25)	(0.20)	(0.19)
Net realized gains	(0.63)	(1.40)	(1.04)	(0.64)	(0.79)
Total dividends and/or distributions to shareholders	(0.80)	(1.55)	(1.29)	(0.84)	(0.98)
<b>Net asset value, end of year</b>	<b>\$11.84</b>	<b>\$11.99</b>	<b>\$12.73</b>	<b>\$14.30</b>	<b>\$13.26</b>
<b>Total return</b>	<b>5.51%</b>	<b>8.08%</b>	<b>(2.33)%</b>	<b>15.03%</b>	<b>3.10%</b>
<b>Ratio and supplemental data:</b>					
<b>Net assets end of year (000's)</b>	<b>\$1,979</b>	<b>\$2,082</b>	<b>\$3,268</b>	<b>\$4,246</b>	<b>\$4,483</b>
Expenses to average net assets <sup>(C)</sup>					
Excluding waiver and/or reimbursement and recapture	0.77%	0.78%	0.76%	0.76%	0.79%
Including waiver and/or reimbursement and recapture	0.77%	0.78%	0.76%	0.76%	0.78% <sup>(B)</sup>
Net investment income (loss) to average net assets	1.26%	1.12%	1.74%	1.36%	1.61% <sup>(B)</sup>
Portfolio turnover rate	28%	3%	32%	14%	1%

<sup>(A)</sup> Calculated based on average number of shares outstanding.

<sup>(B)</sup> Please reference the Custody Out-of-Pocket Expense section of the Notes to Financial Statements for more information regarding the reimbursement of custody fees. The amount of the reimbursement on a per share basis was immaterial to the class. The Expenses to average net assets including waiver and/or reimbursement and recapture ratio, and Net investment income (loss) to average net assets ratio would have been 0.01% higher and 0.01% lower, respectively, had the custodian not reimbursed the Fund.

<sup>(C)</sup> Does not include expenses of the underlying investments in which the Fund invests.

For a share outstanding during the years indicated:	Transamerica Asset Allocation– Moderate Portfolio				
	Class A				
	October 31, 2020	October 31, 2019	October 31, 2018	October 31, 2017	October 31, 2016
<b>Net asset value, beginning of year</b>	\$11.46	\$11.64	\$12.80	\$12.11	\$12.46
<b>Investment operations:</b>					
Net investment income (loss) <sup>(A)</sup>	0.19	0.18	0.26	0.25	0.24 <sup>(B)</sup>
Net realized and unrealized gain (loss)	0.47	0.69	(0.47)	1.08	0.18
Total investment operations	0.66	0.87	(0.21)	1.33	0.42
<b>Dividends and/or distributions to shareholders:</b>					
Net investment income	(0.25)	(0.23)	(0.27)	(0.23)	(0.25)
Net realized gains	(0.39)	(0.82)	(0.68)	(0.41)	(0.52)
Total dividends and/or distributions to shareholders	(0.64)	(1.05)	(0.95)	(0.64)	(0.77)
<b>Net asset value, end of year</b>	\$11.48	\$11.46	\$11.64	\$12.80	\$12.11
<b>Total return</b> <sup>(C)</sup>	5.93%	8.51%	(1.89)%	11.54%	3.71%
<b>Ratio and supplemental data:</b>					
<b>Net assets end of year (000's)</b>	\$1,004,834	\$1,066,485	\$1,124,731	\$1,094,724	\$1,000,707
Expenses to average net assets <sup>(D)</sup>					
Excluding waiver and/or reimbursement and recapture	0.49%	0.49%	0.48%	0.48%	0.48%
Including waiver and/or reimbursement and recapture	0.49%	0.49%	0.48%	0.48%	0.47% <sup>(B)</sup>
Net investment income (loss) to average net assets	1.72%	1.64%	2.12%	2.07%	2.04% <sup>(B)</sup>
Portfolio turnover rate	24%	4%	25%	13%	2%

(A) Calculated based on average number of shares outstanding.

(B) Please reference the Custody Out-of-Pocket Expense section of the Notes to Financial Statements for more information regarding the reimbursement of custody fees. The amount of the reimbursement on a per share basis was immaterial to the class. The Expenses to average net assets including waiver and/or reimbursement and recapture ratio, and Net investment income (loss) to average net assets ratio would have been 0.01% higher and 0.01% lower, respectively, had the custodian not reimbursed the Fund.

(C) Total return has been calculated without deduction of the initial sales charge and contingent deferred sales charge.

(D) Does not include expenses of the underlying investments in which the Fund invests.

For a share outstanding during the years indicated:	Transamerica Asset Allocation– Moderate Portfolio				
	Class C				
	October 31, 2020	October 31, 2019	October 31, 2018	October 31, 2017	October 31, 2016
<b>Net asset value, beginning of year</b>	\$11.47	\$11.55	\$12.70	\$12.01	\$12.36
<b>Investment operations:</b>					
Net investment income (loss) <sup>(A)</sup>	0.12	0.10	0.17	0.17	0.16 <sup>(B)</sup>
Net realized and unrealized gain (loss)	0.45	0.70	(0.48)	1.06	0.17
Total investment operations	0.57	0.80	(0.31)	1.23	0.33
<b>Dividends and/or distributions to shareholders:</b>					
Net investment income	(0.13)	(0.06)	(0.16)	(0.13)	(0.16)
Net realized gains	(0.39)	(0.82)	(0.68)	(0.41)	(0.52)
Total dividends and/or distributions to shareholders	(0.52)	(0.88)	(0.84)	(0.54)	(0.68)
<b>Net asset value, end of year</b>	\$11.52	\$11.47	\$11.55	\$12.70	\$12.01
<b>Total return</b> <sup>(C)</sup>	5.06%	7.77%	(2.68)%	10.69%	2.88%
<b>Ratio and supplemental data:</b>					
<b>Net assets end of year (000's)</b>	\$176,866	\$266,489	\$415,277	\$786,977	\$939,970
Expenses to average net assets <sup>(D)</sup>					
Excluding waiver and/or reimbursement and recapture	1.27%	1.26%	1.23%	1.22%	1.22%
Including waiver and/or reimbursement and recapture	1.27%	1.26%	1.23%	1.22%	1.21% <sup>(B)</sup>
Net investment income (loss) to average net assets	1.07%	0.93%	1.43%	1.43%	1.40% <sup>(B)</sup>
Portfolio turnover rate	24%	4%	25%	13%	2%

<sup>(A)</sup> Calculated based on average number of shares outstanding.

<sup>(B)</sup> Please reference the Custody Out-of-Pocket Expense section of the Notes to Financial Statements for more information regarding the reimbursement of custody fees. The amount of the reimbursement on a per share basis was immaterial to the class. The Expenses to average net assets including waiver and/or reimbursement and recapture ratio, and Net investment income (loss) to average net assets ratio would have been 0.01% higher and 0.01% lower, respectively, had the custodian not reimbursed the Fund.

<sup>(C)</sup> Total return has been calculated without deduction of the contingent deferred sales charge.

<sup>(D)</sup> Does not include expenses of the underlying investments in which the Fund invests.

For a share outstanding during the years indicated:	Transamerica Asset Allocation– Moderate Portfolio				
	Class I				
	October 31, 2020	October 31, 2019	October 31, 2018	October 31, 2017	October 31, 2016
<b>Net asset value, beginning of year</b>	\$11.46	\$11.63	\$12.80	\$12.11	\$12.46
<b>Investment operations:</b>					
Net investment income (loss) <sup>(A)</sup>	0.22	0.20	0.29	0.28	0.28 <sup>(B)</sup>
Net realized and unrealized gain (loss)	0.47	0.70	(0.48)	1.08	0.17
Total investment operations	0.69	0.90	(0.19)	1.36	0.45
<b>Dividends and/or distributions to shareholders:</b>					
Net investment income	(0.28)	(0.25)	(0.30)	(0.26)	(0.28)
Net realized gains	(0.39)	(0.82)	(0.68)	(0.41)	(0.52)
Total dividends and/or distributions to shareholders	(0.67)	(1.07)	(0.98)	(0.67)	(0.80)
<b>Net asset value, end of year</b>	\$11.48	\$11.46	\$11.63	\$12.80	\$12.11
<b>Total return</b>	6.19%	8.86%	(1.73)%	11.80%	3.97%
<b>Ratio and supplemental data:</b>					
<b>Net assets end of year (000's)</b>	\$42,338	\$49,587	\$48,287	\$59,664	\$43,818
Expenses to average net assets <sup>(C)</sup>					
Excluding waiver and/or reimbursement and recapture	0.26%	0.26%	0.26%	0.25%	0.25%
Including waiver and/or reimbursement and recapture	0.25% <sup>(D)</sup>	0.26%	0.26%	0.25%	0.24% <sup>(B)</sup>
Net investment income (loss) to average net assets	2.00%	1.84%	2.40%	2.26%	2.40% <sup>(B)</sup>
Portfolio turnover rate	24%	4%	25%	13%	2%

<sup>(A)</sup> Calculated based on average number of shares outstanding.

<sup>(B)</sup> Please reference the Custody Out-of-Pocket Expense section of the Notes to Financial Statements for more information regarding the reimbursement of custody fees. The amount of the reimbursement on a per share basis was immaterial to the class. The Expenses to average net assets including waiver and/or reimbursement and recapture ratio, and Net investment income (loss) to average net assets ratio would have been 0.01% higher and 0.01% lower, respectively, had the custodian not reimbursed the Fund.

<sup>(C)</sup> Does not include expenses of the underlying investments in which the Fund invests.

<sup>(D)</sup> TAM has contractually agreed to reimburse 0.09% of the sub-transfer agency fees and certain per account transfer agency fees through March 1, 2022. These amounts are not subject to recapture by TAM.

For a share outstanding during the years indicated:	Transamerica Asset Allocation– Moderate Portfolio				
	Class R				
	October 31, 2020	October 31, 2019	October 31, 2018	October 31, 2017	October 31, 2016
<b>Net asset value, beginning of year</b>	\$11.39	\$11.57	\$12.72	\$12.03	\$12.39
<b>Investment operations:</b>					
Net investment income (loss) <sup>(A)</sup>	0.16	0.17	0.22	0.17	0.21 <sup>(B)</sup>
Net realized and unrealized gain (loss)	0.47	0.66	(0.46)	1.13	0.17
Total investment operations	0.63	0.83	(0.24)	1.30	0.38
Dividends and/or distributions to shareholders:					
Net investment income	(0.21)	(0.19)	(0.23)	(0.20)	(0.22)
Net realized gains	(0.39)	(0.82)	(0.68)	(0.41)	(0.52)
Total dividends and/or distributions to shareholders	(0.60)	(1.01)	(0.91)	(0.61)	(0.74)
<b>Net asset value, end of year</b>	<b>\$11.42</b>	<b>\$11.39</b>	<b>\$11.57</b>	<b>\$12.72</b>	<b>\$12.03</b>
<b>Total return</b>	<b>5.72%</b>	<b>8.21%</b>	<b>(2.08)%</b>	<b>11.20%</b>	<b>3.40%</b>
<b>Ratio and supplemental data:</b>					
<b>Net assets end of year (000's)</b>	\$3,031	\$3,058	\$4,313	\$4,693	\$5,256
Expenses to average net assets <sup>(C)</sup>					
Excluding waiver and/or reimbursement and recapture	0.73%	0.74%	0.73%	0.73%	0.74%
Including waiver and/or reimbursement and recapture	0.73%	0.74%	0.73%	0.73%	0.72% <sup>(B)</sup>
Net investment income (loss) to average net assets	1.46%	1.54%	1.82%	1.38%	1.80% <sup>(B)</sup>
Portfolio turnover rate	24%	4%	25%	13%	2%

<sup>(A)</sup> Calculated based on average number of shares outstanding.

<sup>(B)</sup> Please reference the Custody Out-of-Pocket Expense section of the Notes to Financial Statements for more information regarding the reimbursement of custody fees. The amount of the reimbursement on a per share basis was immaterial to the class. The Expenses to average net assets including waiver and/or reimbursement and recapture ratio, and Net investment income (loss) to average net assets ratio would have been 0.01% higher and 0.01% lower, respectively, had the custodian not reimbursed the Fund.

<sup>(C)</sup> Does not include expenses of the underlying investments in which the Fund invests.



For a share outstanding during the years indicated:	Transamerica Bond				
	Class A				
	October 31, 2020	October 31, 2019	October 31, 2018	October 31, 2017	October 31, 2016
<b>Net asset value, beginning of year</b>	\$9.43	\$8.95	\$9.34	\$9.31	\$9.22
<b>Investment operations:</b>					
Net investment income (loss) <sup>(A)</sup>	0.22	0.29	0.33	0.33	0.36 <sup>(B)</sup>
Net realized and unrealized gain (loss)	0.15	0.49	(0.39)	0.05	0.07
Total investment operations	0.37	0.78	(0.06)	0.38	0.43
Dividends and/or distributions to shareholders:					
Net investment income	(0.23)	(0.30)	(0.33)	(0.35)	(0.34)
<b>Net asset value, end of year</b>	\$9.57	\$9.43	\$8.95	\$9.34	\$9.31
<b>Total return</b> <sup>(C)</sup>	4.03%	9.00%	(0.67)%	4.12%	4.78%
<b>Ratio and supplemental data:</b>					
<b>Net assets end of year (000's)</b>	\$149,010	\$132,682	\$87,523	\$83,251	\$86,305
Expenses to average net assets					
Excluding waiver and/or reimbursement and recapture	0.93%	0.94%	0.99%	0.97%	0.93%
Including waiver and/or reimbursement and recapture	0.93%	0.94% <sup>(D)</sup>	0.97%	0.97%	0.91% <sup>(B)</sup>
Net investment income (loss) to average net assets	2.36%	3.20%	3.58%	3.59%	3.92% <sup>(B)</sup>
Portfolio turnover rate	39%	50%	38%	34%	47%

<sup>(A)</sup> Calculated based on average number of shares outstanding.

<sup>(B)</sup> Please reference the Custody Out-of-Pocket Expense section of the Notes to Financial Statements for more information regarding the reimbursement of custody fees. The amount of the reimbursement on a per share basis was immaterial to the class. The Expenses to average net assets including waiver and/or reimbursement and recapture ratio, and Net investment income (loss) to average net assets ratio would have been 0.02% higher and 0.02% lower, respectively, had the custodian not reimbursed the Fund.

<sup>(C)</sup> Total return has been calculated without deduction of the initial sales charge and contingent deferred sales charge.

<sup>(D)</sup> Waiver and/or reimbursement rounds to less than 0.01%.

For a share outstanding during the years indicated:	Transamerica Bond				
	Class C				
	October 31, 2020	October 31, 2019	October 31, 2018	October 31, 2017	October 31, 2016
<b>Net asset value, beginning of year</b>	\$9.37	\$8.89	\$9.28	\$9.25	\$9.16
<b>Investment operations:</b>					
Net investment income (loss) <sup>(A)</sup>	0.16	0.23	0.27	0.27	0.29 <sup>(B)</sup>
Net realized and unrealized gain (loss)	0.15	0.49	(0.39)	0.05	0.07
Total investment operations	0.31	0.72	(0.12)	0.32	0.36
Dividends and/or distributions to shareholders:					
Net investment income	(0.18)	(0.24)	(0.27)	(0.29)	(0.27)
<b>Net asset value, end of year</b>	\$9.50	\$9.37	\$8.89	\$9.28	\$9.25
<b>Total return</b> <sup>(C)</sup>	3.31%	8.24%	(1.33)%	3.41%	4.18%
<b>Ratio and supplemental data:</b>					
<b>Net assets end of year (000's)</b>	\$89,962	\$80,239	\$44,958	\$49,394	\$60,126
Expenses to average net assets					
Excluding waiver and/or reimbursement and recapture	1.53%	1.56%	1.63%	1.65%	1.64%
Including waiver and/or reimbursement and recapture	1.53%	1.56% <sup>(D)</sup>	1.61%	1.65%	1.62% <sup>(B)</sup>
Net investment income (loss) to average net assets	1.76%	2.56%	2.93%	2.90%	3.20% <sup>(B)</sup>
Portfolio turnover rate	39%	50%	38%	34%	47%

<sup>(A)</sup> Calculated based on average number of shares outstanding.

<sup>(B)</sup> Please reference the Custody Out-of-Pocket Expense section of the Notes to Financial Statements for more information regarding the reimbursement of custody fees. The amount of the reimbursement on a per share basis was immaterial to the class. The Expenses to average net assets including waiver and/or reimbursement and recapture ratio, and Net investment income (loss) to average net assets ratio would have been 0.02% higher and 0.02% lower, respectively, had the custodian not reimbursed the Fund.

<sup>(C)</sup> Total return has been calculated without deduction of the contingent deferred sales charge.

<sup>(D)</sup> Waiver and/or reimbursement rounds to less than 0.01%.

For a share outstanding during the years indicated:	Transamerica Bond				
	Class I				
	October 31, 2020	October 31, 2019	October 31, 2018	October 31, 2017	October 31, 2016
<b>Net asset value, beginning of year</b>	\$9.45	\$8.96	\$9.36	\$9.32	\$9.23
<b>Investment operations:</b>					
Net investment income (loss) <sup>(A)</sup>	0.26	0.33	0.36	0.36	0.38 <sup>(B)</sup>
Net realized and unrealized gain (loss)	0.15	0.50	(0.40)	0.06	0.07
Total investment operations	0.41	0.83	(0.04)	0.42	0.45
Dividends and/or distributions to shareholders:					
Net investment income	(0.27)	(0.34)	(0.36)	(0.38)	(0.36)
<b>Net asset value, end of year</b>	\$9.59	\$9.45	\$8.96	\$9.36	\$9.32
<b>Total return</b>	4.46%	9.44%	(0.39)%	4.54%	5.05%
<b>Ratio and supplemental data:</b>					
<b>Net assets end of year (000's)</b>	\$1,286,752	\$1,084,474	\$396,083	\$181,977	\$162,875
Expenses to average net assets					
Excluding waiver and/or reimbursement and recapture	0.56%	0.58%	0.64%	0.67%	0.67%
Including waiver and/or reimbursement and recapture	0.50%	0.50%	0.59%	0.67%	0.65% <sup>(B)</sup>
Net investment income (loss) to average net assets	2.78%	3.57%	3.94%	3.88%	4.20% <sup>(B)</sup>
Portfolio turnover rate	39%	50%	38%	34%	47%

<sup>(A)</sup> Calculated based on average number of shares outstanding.

<sup>(B)</sup> Please reference the Custody Out-of-Pocket Expense section of the Notes to Financial Statements for more information regarding the reimbursement of custody fees. The amount of the reimbursement on a per share basis was immaterial to the class. The Expenses to average net assets including waiver and/or reimbursement and recapture ratio, and Net investment income (loss) to average net assets ratio would have been 0.02% higher and 0.02% lower, respectively, had the custodian not reimbursed the Fund.

For a share outstanding during the years indicated:	Transamerica Bond				
	Class R6				
	October 31, 2020	October 31, 2019	October 31, 2018	October 31, 2017	October 31, 2016
<b>Net asset value, beginning of year</b>	\$9.45	\$8.96	\$9.36	\$9.32	\$9.23
<b>Investment operations:</b>					
Net investment income (loss) <sup>(A)</sup>	0.27	0.34	0.37	0.37	0.40 <sup>(B)</sup>
Net realized and unrealized gain (loss)	0.14	0.49	(0.40)	0.06	0.06
Total investment operations	0.41	0.83	(0.03)	0.43	0.46
Dividends and/or distributions to shareholders:					
Net investment income	(0.28)	(0.34)	(0.37)	(0.39)	(0.37)
<b>Net asset value, end of year</b>	\$9.58	\$9.45	\$8.96	\$9.36	\$9.32
<b>Total return</b>	4.41%	9.49%	(0.30)%	4.65%	5.16%
<b>Ratio and supplemental data:</b>					
<b>Net assets end of year (000's)</b>	\$23,672	\$19,805	\$9,181	\$6,283	\$3,028
Expenses to average net assets					
Excluding waiver and/or reimbursement and recapture	0.45%	0.48%	0.53%	0.56%	0.55%
Including waiver and/or reimbursement and recapture	0.45%	0.48% <sup>(C)</sup>	0.51%	0.56%	0.52% <sup>(B)</sup>
Net investment income (loss) to average net assets	2.83%	3.65%	4.05%	4.01%	4.38% <sup>(B)</sup>
<b>Portfolio turnover rate</b>	39%	50%	38%	34%	47%

<sup>(A)</sup> Calculated based on average number of shares outstanding.

<sup>(B)</sup> Please reference the Custody Out-of-Pocket Expense section of the Notes to Financial Statements for more information regarding the reimbursement of custody fees. The amount of the reimbursement on a per share basis was immaterial to the class. The Expenses to average net assets including waiver and/or reimbursement and recapture ratio, and Net investment income (loss) to average net assets ratio would have been 0.03% higher and 0.03% lower, respectively, had the custodian not reimbursed the Fund.

<sup>(C)</sup> Waiver and/or reimbursement rounds to less than 0.01%.

For a share outstanding during the years indicated:	Transamerica Capital Growth				
	Class A				
	October 31, 2020	October 31, 2019	October 31, 2018	October 31, 2017	October 31, 2016
<b>Net asset value, beginning of year</b>	\$26.93	\$26.81	\$28.32	\$25.70	\$25.35
<b>Investment operations:</b>					
Net investment income (loss) <sup>(A)</sup>	(0.37)	(0.26)	(0.21)	(0.24)	(0.14) <sup>(B)</sup>
Net realized and unrealized gain (loss)	22.30	1.55	4.14	7.40	1.33
Total investment operations	21.93	1.29	3.93	7.16	1.19
Dividends and/or distributions to shareholders:					
Net realized gains	(2.75)	(1.17)	(5.44)	(4.54)	(0.84)
<b>Net asset value, end of year</b>	\$46.11	\$26.93	\$26.81	\$28.32	\$25.70
<b>Total return</b> <sup>(C)</sup>	89.28%	5.40%	16.52%	34.66%	4.77%
<b>Ratio and supplemental data:</b>					
<b>Net assets end of year (000's)</b>	\$844,139	\$425,595	\$384,193	\$223,299	\$170,198
Expenses to average net assets					
Excluding waiver and/or reimbursement and recapture	1.08%	1.18%	1.19%	1.23%	1.23%
Including waiver and/or reimbursement and recapture	1.08%	1.18% <sup>(D)</sup>	1.19%	1.23%	1.22% <sup>(B)</sup>
Net investment income (loss) to average net assets	(1.04)%	(0.92)%	(0.78)%	(0.95)%	(0.57)% <sup>(B)</sup>
Portfolio turnover rate	52%	90%	40%	66%	32%

<sup>(A)</sup> Calculated based on average number of shares outstanding.

<sup>(B)</sup> Please reference the Custody Out-of-Pocket Expense section of the Notes to Financial Statements for more information regarding the reimbursement of custody fees. The amount of the reimbursement on a per share basis was immaterial to the class. The Expenses to average net assets including waiver and/or reimbursement and recapture ratio, and Net investment income (loss) to average net assets ratio would have been 0.01% higher and 0.01% lower, respectively, had the custodian not reimbursed the Fund.

<sup>(C)</sup> Total return has been calculated without deduction of the initial sales charge and contingent deferred sales charge.

<sup>(D)</sup> Waiver and/or reimbursement rounds to less than 0.01%.

For a share outstanding during the years indicated:	Transamerica Capital Growth				
	Class C				
	October 31, 2020	October 31, 2019	October 31, 2018	October 31, 2017	October 31, 2016
<b>Net asset value, beginning of year</b>	\$21.08	\$21.41	\$23.83	\$22.50	\$22.46
<b>Investment operations:</b>					
Net investment income (loss) <sup>(A)</sup>	(0.48)	(0.37)	(0.34)	(0.35)	(0.28) <sup>(B)</sup>
Net realized and unrealized gain (loss)	16.92	1.21	3.36	6.22	1.16
Total investment operations	16.44	0.84	3.02	5.87	0.88
Dividends and/or distributions to shareholders:					
Net realized gains	(2.75)	(1.17)	(5.44)	(4.54)	(0.84)
<b>Net asset value, end of year</b>	\$34.77	\$21.08	\$21.41	\$23.83	\$22.50
<b>Total return</b> <sup>(C)</sup>	87.95%	4.57%	15.65%	33.68%	4.03%
<b>Ratio and supplemental data:</b>					
<b>Net assets end of year (000's)</b>	\$425,798	\$206,156	\$149,727	\$84,852	\$69,159
Expenses to average net assets					
Excluding waiver and/or reimbursement and recapture	1.83%	1.93%	1.93%	1.97%	1.96%
Including waiver and/or reimbursement and recapture	1.83%	1.93% <sup>(D)</sup>	1.93%	1.97%	1.95% <sup>(B)</sup>
Net investment income (loss) to average net assets	(1.79)%	(1.67)%	(1.52)%	(1.69)%	(1.30)% <sup>(B)</sup>
Portfolio turnover rate	52%	90%	40%	66%	32%

<sup>(A)</sup> Calculated based on average number of shares outstanding.

<sup>(B)</sup> Please reference the Custody Out-of-Pocket Expense section of the Notes to Financial Statements for more information regarding the reimbursement of custody fees. The amount of the reimbursement on a per share basis was immaterial to the class. The Expenses to average net assets including waiver and/or reimbursement and recapture ratio, and Net investment income (loss) to average net assets ratio would have been 0.01% higher and 0.01% lower, respectively, had the custodian not reimbursed the Fund.

<sup>(C)</sup> Total return has been calculated without deduction of the contingent deferred sales charge.

<sup>(D)</sup> Waiver and/or reimbursement rounds to less than 0.01%.

For a share outstanding during the years indicated:	Transamerica Capital Growth				
	Class I				
	October 31, 2020	October 31, 2019	October 31, 2018	October 31, 2017	October 31, 2016
<b>Net asset value, beginning of year</b>	\$28.40	\$28.13	\$29.39	\$26.43	\$25.98
<b>Investment operations:</b>					
Net investment income (loss) <sup>(A)</sup>	(0.31)	(0.20)	(0.16)	(0.18)	(0.07) <sup>(B)</sup>
Net realized and unrealized gain (loss)	23.68	1.64	4.34	7.68	1.36
Total investment operations	23.37	1.44	4.18	7.50	1.29
Dividends and/or distributions to shareholders:					
Net realized gains	(2.75)	(1.17)	(5.44)	(4.54)	(0.84)
<b>Net asset value, end of year</b>	\$49.02	\$28.40	\$28.13	\$29.39	\$26.43
<b>Total return</b>	89.76%	5.69%	16.77%	35.03%	5.09%
<b>Ratio and supplemental data:</b>					
<b>Net assets end of year (000's)</b>	\$2,393,493	\$1,049,618	\$719,431	\$292,452	\$164,575
Expenses to average net assets					
Excluding waiver and/or reimbursement and recapture	0.84%	0.92%	0.94%	0.96%	0.94%
Including waiver and/or reimbursement and recapture	0.84%	0.92%	0.94%	0.96%	0.93% <sup>(B)</sup>
Net investment income (loss) to average net assets	(0.81)%	(0.66)%	(0.55)%	(0.69)%	(0.28)% <sup>(B)</sup>
Portfolio turnover rate	52%	90%	40%	66%	32%

<sup>(A)</sup> Calculated based on average number of shares outstanding.

<sup>(B)</sup> Please reference the Custody Out-of-Pocket Expense section of the Notes to Financial Statements for more information regarding the reimbursement of custody fees. The amount of the reimbursement on a per share basis was immaterial to the class. The Expenses to average net assets including waiver and/or reimbursement and recapture ratio, and Net investment income (loss) to average net assets ratio would have been 0.01% higher and 0.01% lower, respectively, had the custodian not reimbursed the Fund.

For a share outstanding during the period and year indicated:	Transamerica Capital Growth	
	Class R6	
	October 31, 2020	October 31, 2019 <sup>(A)</sup>
<b>Net asset value, beginning of period/year</b>	\$13.45	\$13.37
<b>Investment operations:</b>		
Net investment income (loss) <sup>(B)</sup>	(0.11)	(0.00) <sup>(C)</sup>
Net realized and unrealized gain (loss)	10.09	0.08
Total investment operations	9.98	0.08
Dividends and/or distributions to shareholders:		
Net realized gains	(2.75)	—
<b>Net asset value, end of period/year</b>	<b>\$20.68</b>	<b>\$13.45</b>
<b>Total return</b>	<b>90.02%</b>	<b>0.60%<sup>(D)</sup></b>
<b>Ratio and supplemental data:</b>		
<b>Net assets end of period/year (000's)</b>	<b>\$24,890</b>	<b>\$15,184</b>
Expenses to average net assets		
Excluding waiver and/or reimbursement and recapture	0.73%	0.76% <sup>(E)</sup>
Including waiver and/or reimbursement and recapture	0.73%	0.76% <sup>(E)</sup>
Net investment income (loss) to average net assets	(0.70)%	(0.56)% <sup>(E)</sup>
<b>Portfolio turnover rate</b>	<b>52%</b>	<b>90%</b>

<sup>(A)</sup> Commenced operations on October 18, 2019.

<sup>(B)</sup> Calculated based on average number of shares outstanding.

<sup>(C)</sup> Rounds to less than \$0.01 or \$(0.01).

<sup>(D)</sup> Not annualized.

<sup>(E)</sup> Annualized.



For a share outstanding during the years indicated:	Transamerica Dynamic Income				
	Class A				
	October 31, 2020	October 31, 2019	October 31, 2018	October 31, 2017	October 31, 2016
<b>Net asset value, beginning of year</b>	\$9.18	\$8.83	\$9.45	\$9.46	\$9.38
<b>Investment operations:</b>					
Net investment income (loss) <sup>(A)</sup>	0.24	0.33	0.32	0.32	0.36 <sup>(B)</sup>
Net realized and unrealized gain (loss)	(1.21)	0.48	(0.54)	0.06	0.32
Total investment operations	(0.97)	0.81	(0.22)	0.38	0.68
<b>Dividends and/or distributions to shareholders:</b>					
Net investment income	(0.28)	(0.37)	(0.32)	(0.32)	(0.33)
Net realized gains	—	—	—	—	(0.20)
Return of capital	(0.12)	(0.09)	(0.08)	(0.07)	(0.07)
Total dividends and/or distributions to shareholders	(0.40)	(0.46)	(0.40)	(0.39)	(0.60)
<b>Net asset value, end of year</b>	\$7.81	\$9.18	\$8.83	\$9.45	\$9.46
<b>Total return</b> <sup>(C)</sup>	(10.68)%	9.35%	(2.38)%	4.12%	7.79%
<b>Ratio and supplemental data:</b>					
Net assets end of year (000's)	\$48,802	\$58,587	\$68,424	\$97,964	\$122,240
Expenses to average net assets <sup>(D)</sup>					
Excluding waiver and/or reimbursement and recapture	1.02%	0.99%	0.93%	0.89%	0.89%
Including waiver and/or reimbursement and recapture	0.92%	0.92%	0.92%	0.89%	0.88% <sup>(B)</sup>
Net investment income (loss) to average net assets	2.85%	3.69%	3.48%	3.41%	3.89% <sup>(B)</sup>
Portfolio turnover rate	38%	20%	23%	9%	27%

<sup>(A)</sup> Calculated based on average number of shares outstanding.

<sup>(B)</sup> Please reference the Custody Out-of-Pocket Expense section of the Notes to Financial Statements for more information regarding the reimbursement of custody fees. The amount of the reimbursement on a per share basis was immaterial to the class. The Expenses to average net assets including waiver and/or reimbursement and recapture ratio, and Net investment income (loss) to average net assets ratio would have been 0.01% higher and 0.01% lower, respectively, had the custodian not reimbursed the Fund.

<sup>(C)</sup> Total return has been calculated without deduction of the initial sales charge and contingent deferred sales charge.

<sup>(D)</sup> Does not include expenses of the underlying investments in which the Fund invests.

For a share outstanding during the years indicated:	Transamerica Dynamic Income				
	Class C				
	October 31, 2020	October 31, 2019	October 31, 2018	October 31, 2017	October 31, 2016
<b>Net asset value, beginning of year</b>	\$9.14	\$8.79	\$9.41	\$9.42	\$9.34
<b>Investment operations:</b>					
Net investment income (loss) <sup>(A)</sup>	0.22	0.28	0.26	0.25	0.28 <sup>(B)</sup>
Net realized and unrealized gain (loss)	(1.24)	0.46	(0.54)	0.06	0.33
Total investment operations	(1.02)	0.74	(0.28)	0.31	0.61
<b>Dividends and/or distributions to shareholders:</b>					
Net investment income	(0.24)	(0.31)	(0.27)	(0.26)	(0.28)
Net realized gains	—	—	—	—	(0.20)
Return of capital	(0.10)	(0.08)	(0.07)	(0.06)	(0.05)
Total dividends and/or distributions to shareholders	(0.34)	(0.39)	(0.34)	(0.32)	(0.53)
<b>Net asset value, end of year</b>	\$7.78	\$9.14	\$8.79	\$9.41	\$9.42
<b>Total return<sup>(C)</sup></b>	(11.32)%	8.56%	(3.07)%	3.34%	7.00%
<b>Ratio and supplemental data:</b>					
Net assets end of year (000's)	\$43,858	\$80,716	\$108,855	\$161,999	\$210,600
Expenses to average net assets <sup>(D)</sup>					
Excluding waiver and/or reimbursement and recapture	1.77%	1.74%	1.69%	1.65%	1.65%
Including waiver and/or reimbursement and recapture	1.67%	1.67%	1.67%	1.65%	1.64% <sup>(B)</sup>
Net investment income (loss) to average net assets	2.65%	3.12%	2.77%	2.68%	3.11% <sup>(B)</sup>
Portfolio turnover rate	38%	20%	23%	9%	27%

<sup>(A)</sup> Calculated based on average number of shares outstanding.

<sup>(B)</sup> Please reference the Custody Out-of-Pocket Expense section of the Notes to Financial Statements for more information regarding the reimbursement of custody fees. The amount of the reimbursement on a per share basis was immaterial to the class. The Expenses to average net assets including waiver and/or reimbursement and recapture ratio, and Net investment income (loss) to average net assets ratio would have been 0.01% higher and 0.01% lower, respectively, had the custodian not reimbursed the Fund.

<sup>(C)</sup> Total return has been calculated without deduction of the contingent deferred sales charge.

<sup>(D)</sup> Does not include expenses of the underlying investments in which the Fund invests.

For a share outstanding during the years indicated:	Transamerica Dynamic Income				
	Class I				
	October 31, 2020	October 31, 2019	October 31, 2018	October 31, 2017	October 31, 2016
<b>Net asset value, beginning of year</b>	\$9.18	\$8.84	\$9.45	\$9.46	\$9.38
<b>Investment operations:</b>					
Net investment income (loss) <sup>(A)</sup>	0.29	0.35	0.35	0.35	0.39 <sup>(B)</sup>
Net realized and unrealized gain (loss)	(1.24)	0.47	(0.53)	0.06	0.31
Total investment operations	(0.95)	0.82	(0.18)	0.41	0.70
<b>Dividends and/or distributions to shareholders:</b>					
Net investment income	(0.29)	(0.38)	(0.34)	(0.34)	(0.35)
Net realized gains	—	—	—	—	(0.20)
Return of capital	(0.13)	(0.10)	(0.09)	(0.08)	(0.07)
Total dividends and/or distributions to shareholders	(0.42)	(0.48)	(0.43)	(0.42)	(0.62)
<b>Net asset value, end of year</b>	\$7.81	\$9.18	\$8.84	\$9.45	\$9.46
<b>Total return</b>	(10.46)%	9.50%	(2.04)%	4.37%	8.06%
<b>Ratio and supplemental data:</b>					
Net assets end of year (000's)	\$23,689	\$42,155	\$43,330	\$66,235	\$83,297
Expenses to average net assets <sup>(C)</sup>					
Excluding waiver and/or reimbursement and recapture	0.73%	0.72%	0.68%	0.66%	0.65%
Including waiver and/or reimbursement and recapture	0.67%	0.67%	0.67%	0.66%	0.64% <sup>(B)</sup>
Net investment income (loss) to average net assets	3.48%	3.88%	3.78%	3.66%	4.25% <sup>(B)</sup>
Portfolio turnover rate	38%	20%	23%	9%	27%

<sup>(A)</sup> Calculated based on average number of shares outstanding.

<sup>(B)</sup> Please reference the Custody Out-of-Pocket Expense section of the Notes to Financial Statements for more information regarding the reimbursement of custody fees. The amount of the reimbursement on a per share basis was immaterial to the class. The Expenses to average net assets including waiver and/or reimbursement and recapture ratio, and Net investment income (loss) to average net assets ratio would have been 0.01% higher and 0.01% lower, respectively, had the custodian not reimbursed the Fund.

<sup>(C)</sup> Does not include expenses of the underlying investments in which the Fund invests.

For a share outstanding during the years indicated:	Transamerica Emerging Markets Debt				
	Class A				
	October 31, 2020	October 31, 2019	October 31, 2018	October 31, 2017	October 31, 2016
<b>Net asset value, beginning of year</b>	\$10.49	\$9.85	\$10.92	\$10.50	\$9.70
<b>Investment operations:</b>					
Net investment income (loss) <sup>(A)</sup>	0.54	0.57	0.51	0.55	0.63 <sup>(B)</sup>
Net realized and unrealized gain (loss)	(0.43)	0.44	(1.23)	0.38	0.49
Total investment operations	0.11	1.01	(0.72)	0.93	1.12
Dividends and/or distributions to shareholders:					
Net investment income	(0.22)	(0.37)	(0.32)	(0.51)	(0.30)
Return of capital	(0.05)	—	(0.03)	—	(0.02)
Total dividends and/or distributions to shareholders	(0.27)	(0.37)	(0.35)	(0.51)	(0.32)
<b>Net asset value, end of year</b>	\$10.33	\$10.49	\$9.85	\$10.92	\$10.50
<b>Total return</b> <sup>(C)</sup>	1.20%	10.42%	(6.65)%	8.96%	11.86%
<b>Ratio and supplemental data:</b>					
<b>Net assets end of year (000's)</b>	\$8,356	\$9,203	\$15,294	\$21,804	\$35,765
Expenses to average net assets					
Excluding waiver and/or reimbursement and recapture	1.23%	1.18%	1.12%	1.12%	1.15%
Including waiver and/or reimbursement and recapture	1.23%	1.18%	1.12%	1.12%	1.15% <sup>(B)</sup>
Net investment income (loss) to average net assets	5.33%	5.52%	4.81%	5.20%	6.39% <sup>(B)</sup>
Portfolio turnover rate	236%	255%	221%	247%	257%

<sup>(A)</sup> Calculated based on average number of shares outstanding.

<sup>(B)</sup> Please reference the Custody Out-of-Pocket Expense section of the Notes to Financial Statements for more information regarding the reimbursement of custody fees. The amount of the reimbursement on a per share basis was immaterial to the class. The Expenses to average net assets including waiver and/or reimbursement and recapture ratio, and Net investment income (loss) to average net assets ratio would have been 0.00% higher and 0.00% lower, respectively, had the custodian not reimbursed the Fund.

<sup>(C)</sup> Total return has been calculated without deduction of the initial sales charge and contingent deferred sales charge.

For a share outstanding during the years indicated:	Transamerica Emerging Markets Debt				
	Class C				
	October 31, 2020	October 31, 2019	October 31, 2018	October 31, 2017	October 31, 2016
<b>Net asset value, beginning of year</b>	\$10.41	\$9.76	\$10.85	\$10.43	\$9.66
<b>Investment operations:</b>					
Net investment income (loss) <sup>(A)</sup>	0.48	0.50	0.42	0.48	0.55 <sup>(B)</sup>
Net realized and unrealized gain (loss)	(0.44)	0.46	(1.22)	0.36	0.49
Total investment operations	0.04	0.96	(0.80)	0.84	1.04
Dividends and/or distributions to shareholders:					
Net investment income	(0.19)	(0.31)	(0.26)	(0.42)	(0.25)
Return of capital	(0.04)	—	(0.03)	—	(0.02)
Total dividends and/or distributions to shareholders	(0.23)	(0.31)	(0.29)	(0.42)	(0.27)
<b>Net asset value, end of year</b>	\$10.22	\$10.41	\$9.76	\$10.85	\$10.43
<b>Total return</b> <sup>(C)</sup>	0.51%	9.70%	(7.36)%	8.26%	11.01%
<b>Ratio and supplemental data:</b>					
<b>Net assets end of year (000's)</b>	\$6,014	\$8,765	\$10,089	\$14,023	\$14,363
Expenses to average net assets					
Excluding waiver and/or reimbursement and recapture	1.89%	1.88%	1.88%	1.87%	1.89%
Including waiver and/or reimbursement and recapture	1.89%	1.88%	1.88%	1.87%	1.88% <sup>(B)</sup>
Net investment income (loss) to average net assets	4.71%	4.89%	4.03%	4.53%	5.56% <sup>(B)</sup>
Portfolio turnover rate	236%	255%	221%	247%	257%

<sup>(A)</sup> Calculated based on average number of shares outstanding.

<sup>(B)</sup> Please reference the Custody Out-of-Pocket Expense section of the Notes to Financial Statements for more information regarding the reimbursement of custody fees. The amount of the reimbursement on a per share basis was immaterial to the class. The Expenses to average net assets including waiver and/or reimbursement and recapture ratio, and Net investment income (loss) to average net assets ratio would have been 0.01% higher and 0.01% lower, respectively, had the custodian not reimbursed the Fund.

<sup>(C)</sup> Total return has been calculated without deduction of the contingent deferred sales charge.

For a share outstanding during the years indicated:	Transamerica Emerging Markets Debt				
	Class I				
	October 31, 2020	October 31, 2019	October 31, 2018	October 31, 2017	October 31, 2016
<b>Net asset value, beginning of year</b>	\$10.54	\$9.88	\$10.95	\$10.52	\$9.72
<b>Investment operations:</b>					
Net investment income (loss) <sup>(A)</sup>	0.59	0.62	0.54	0.60	0.66 <sup>(B)</sup>
Net realized and unrealized gain (loss)	(0.44)	0.46	(1.24)	0.37	0.49
Total investment operations	0.15	1.08	(0.70)	0.97	1.15
Dividends and/or distributions to shareholders:					
Net investment income	(0.24)	(0.42)	(0.33)	(0.54)	(0.33)
Return of capital	(0.05)	—	(0.04)	—	(0.02)
Total dividends and/or distributions to shareholders	(0.29)	(0.42)	(0.37)	(0.54)	(0.35)
<b>Net asset value, end of year</b>	\$10.40	\$10.54	\$9.88	\$10.95	\$10.52
<b>Total return</b>	1.61%	10.89%	(6.36)%	9.33%	12.27%
<b>Ratio and supplemental data:</b>					
<b>Net assets end of year (000's)</b>	\$243,965	\$457,449	\$481,999	\$682,535	\$618,258
Expenses to average net assets					
Excluding waiver and/or reimbursement and recapture	0.82%	0.80%	0.82%	0.82%	0.82%
Including waiver and/or reimbursement and recapture	0.82%	0.80%	0.82%	0.82%	0.82% <sup>(B)</sup>
Net investment income (loss) to average net assets	5.77%	5.96%	5.12%	5.62%	6.60% <sup>(B)</sup>
Portfolio turnover rate	236%	255%	221%	247%	257%

<sup>(A)</sup> Calculated based on average number of shares outstanding.

<sup>(B)</sup> Please reference the Custody Out-of-Pocket Expense section of the Notes to Financial Statements for more information regarding the reimbursement of custody fees. The amount of the reimbursement on a per share basis was immaterial to the class. The Expenses to average net assets including waiver and/or reimbursement and recapture ratio, and Net investment income (loss) to average net assets ratio would have been 0.01% higher and 0.01% lower, respectively, had the custodian not reimbursed the Fund.

For a share outstanding during the years indicated:	Transamerica Emerging Markets Debt				
	Class R6				
	October 31, 2020	October 31, 2019	October 31, 2018	October 31, 2017	October 31, 2016
<b>Net asset value, beginning of year</b>	\$10.53	\$9.88	\$10.94	\$10.52	\$9.71
<b>Investment operations:</b>					
Net investment income (loss) <sup>(A)</sup>	0.59	0.63	0.58	0.64	0.66 <sup>(B)</sup>
Net realized and unrealized gain (loss)	(0.43)	0.45	(1.26)	0.33	0.51
Total investment operations	0.16	1.08	(0.68)	0.97	1.17
Dividends and/or distributions to shareholders:					
Net investment income	(0.24)	(0.43)	(0.34)	(0.55)	(0.33)
Return of capital	(0.05)	—	(0.04)	—	(0.03)
Total dividends and/or distributions to shareholders	(0.29)	(0.43)	(0.38)	(0.55)	(0.36)
<b>Net asset value, end of year</b>	<b>\$10.40</b>	<b>\$10.53</b>	<b>\$9.88</b>	<b>\$10.94</b>	<b>\$10.52</b>
<b>Total return</b>	<b>1.76%</b>	<b>11.01%</b>	<b>(6.30)%</b>	<b>9.45%</b>	<b>12.36%</b>
<b>Ratio and supplemental data:</b>					
<b>Net assets end of year (000's)</b>	\$9,765	\$5,915	\$5,512	\$6,933	\$87
Expenses to average net assets					
Excluding waiver and/or reimbursement and recapture	0.72%	0.70%	0.73%	0.72%	0.72%
Including waiver and/or reimbursement and recapture	0.72%	0.70%	0.73%	0.72%	0.72% <sup>(B)</sup>
Net investment income (loss) to average net assets	5.77%	6.09%	5.50%	5.87%	6.62% <sup>(B)</sup>
Portfolio turnover rate	236%	255%	221%	247%	257%

<sup>(A)</sup> Calculated based on average number of shares outstanding.

<sup>(B)</sup> Please reference the Custody Out-of-Pocket Expense section of the Notes to Financial Statements for more information regarding the reimbursement of custody fees. The amount of the reimbursement on a per share basis was immaterial to the class. The Expenses to average net assets including waiver and/or reimbursement and recapture ratio, and Net investment income (loss) to average net assets ratio would have been 0.01% higher and 0.01% lower, respectively, had the custodian not reimbursed the Fund.

For a share outstanding during the period indicated:	Transamerica Emerging Markets Opportunities
	Class I
	October 31, 2020 <sup>(A)</sup>
<b>Net asset value, beginning of period</b>	\$10.00
<b>Investment operations:</b>	
Net investment income (loss) <sup>(B)</sup>	0.07
Net realized and unrealized gain (loss)	(0.17) <sup>(C)</sup>
Total investment operations	(0.10)
<b>Net asset value, end of period</b>	<b>\$9.90</b>
<b>Total return</b>	<b>(1.00)%<sup>(D)</sup></b>
<b>Ratio and supplemental data:</b>	
<b>Net assets end of period (000's)</b>	\$70
Expenses to average net assets <sup>(E)</sup>	
Excluding waiver and/or reimbursement and recapture	1.21% <sup>(F)</sup>
Including waiver and/or reimbursement and recapture	0.98% <sup>(F)</sup>
Net investment income (loss) to average net assets	0.92% <sup>(F)</sup>
Portfolio turnover rate	49% <sup>(D)</sup>

(A) Commenced operations on December 19, 2019.

(B) Calculated based on average number of shares outstanding.

(C) The amount of net realized and unrealized gain/(loss) per share does not correspond with the amounts reported within the Statements of Changes due to the timing of purchases and redemptions of Fund shares and fluctuating market values during the period.

(D) Not annualized.

(E) Does not include expenses of the underlying investments in which the Fund invests.

(F) Annualized.



For a share outstanding during the period and years indicated:	Transamerica Event Driven			
	Class I			
	October 31, 2020	October 31, 2019	October 31, 2018	October 31, 2017 <sup>(A)</sup>
<b>Net asset value, beginning of period/year</b>	\$10.60	\$10.36	\$10.46	\$9.78
<b>Investment operations:</b>				
Net investment income (loss) <sup>(B)</sup>	(0.05)	0.02	(0.02)	0.10
Net realized and unrealized gain (loss)	1.05	0.41	0.08	0.60
Total investment operations	1.00	0.43	0.06	0.70
Dividends and/or distributions to shareholders:				
Net investment income	(0.00) <sup>(C)</sup>	(0.00) <sup>(C)</sup>	(0.16)	(0.02)
Net realized gains	(0.04)	(0.19)	—	—
Total dividends and/or distributions to shareholders	(0.04)	(0.19)	(0.16)	(0.02)
<b>Net asset value, end of period/year</b>	\$11.56	\$10.60	\$10.36	\$10.46
<b>Total return</b>	9.60%	4.34%	0.57%	7.19% <sup>(D)</sup>
<b>Ratio and supplemental data:</b>				
<b>Net assets end of period/year (000's)</b>	\$5,508	\$834	\$706	\$60
Expenses to average net assets <sup>(E)</sup>				
Excluding waiver and/or reimbursement and recapture, including dividends, interest and fees for borrowings from securities sold short	1.54%	1.61%	1.69%	1.81% <sup>(F)</sup>
Including waiver and/or reimbursement and recapture, including dividends, interest and fees for borrowings from securities sold short	1.41%	1.53%	1.49%	1.44% <sup>(F)</sup>
Including waiver and/or reimbursement and recapture, excluding dividends, interest and fees from borrowings from securities sold short	1.35%	1.35%	1.35%	1.38% <sup>(F)</sup>
Net investment income (loss) to average net assets	(0.42)%	0.18%	(0.15)%	1.03% <sup>(F)</sup>
Portfolio turnover rate	170%	214%	514%	633%

(A) Commenced operations on November 11, 2016.

(B) Calculated based on average number of shares outstanding.

(C) Rounds to less than \$0.01 or \$(0.01).

(D) Not annualized.

(E) Does not include expenses of the underlying investments in which the Fund invests.

(F) Annualized.

For a share outstanding during the years indicated:	Transamerica Floating Rate				
	Class A				
	October 31, 2020	October 31, 2019	October 31, 2018	October 31, 2017	October 31, 2016
<b>Net asset value, beginning of year</b>	\$9.61	\$9.87	\$9.97	\$9.95	\$9.82
<b>Investment operations:</b>					
Net investment income (loss) <sup>(A)</sup>	0.40	0.48	0.42	0.38	0.40 <sup>(B)</sup>
Net realized and unrealized gain (loss)	(0.37)	(0.26)	(0.10)	0.03	0.12
Total investment operations	0.03	0.22	0.32	0.41	0.52
Dividends and/or distributions to shareholders:					
Net investment income	(0.37)	(0.48)	(0.42)	(0.39)	(0.39)
<b>Net asset value, end of year</b>	\$9.27	\$9.61	\$9.87	\$9.97	\$9.95
<b>Total return</b> <sup>(C)</sup>	0.47%	2.44%	3.32%	4.14%	5.50%
<b>Ratio and supplemental data:</b>					
<b>Net assets end of year (000's)</b>	\$13,779	\$24,106	\$37,011	\$38,312	\$6,327
Expenses to average net assets <sup>(D)</sup>					
Excluding waiver and/or reimbursement and recapture	1.21%	1.07%	1.07%	1.08%	1.11%
Including waiver and/or reimbursement and recapture	1.05%	1.05%	1.05%	1.05%	1.05% <sup>(B)</sup>
Net investment income (loss) to average net assets	4.31%	4.94%	4.22%	3.79%	4.05% <sup>(B)</sup>
Portfolio turnover rate	37%	23%	54%	55%	50%

<sup>(A)</sup> Calculated based on average number of shares outstanding.

<sup>(B)</sup> Please reference the Custody Out-of-Pocket Expense section of the Notes to Financial Statements for more information regarding the reimbursement of custody fees. The amount of the reimbursement on a per share basis was immaterial to the class. The Expenses to average net assets including waiver and/or reimbursement and recapture ratio, and Net investment income (loss) to average net assets ratio would have been 0.00% higher and 0.00% lower, respectively, had the custodian not reimbursed the Fund.

<sup>(C)</sup> Total return has been calculated without deduction of the initial sales charge and contingent deferred sales charge.

<sup>(D)</sup> Does not include expenses of the underlying investments in which the Fund invests.

For a share outstanding during the years indicated:	Transamerica Floating Rate				
	Class C				
	October 31, 2020	October 31, 2019	October 31, 2018	October 31, 2017	October 31, 2016
<b>Net asset value, beginning of year</b>	\$9.62	\$9.87	\$9.97	\$9.95	\$9.82
<b>Investment operations:</b>					
Net investment income (loss) <sup>(A)</sup>	0.33	0.41	0.35	0.30	0.32 <sup>(B)</sup>
Net realized and unrealized gain (loss)	(0.36)	(0.25)	(0.10)	0.04	0.13
Total investment operations	(0.03)	0.16	0.25	0.34	0.45
Dividends and/or distributions to shareholders:					
Net investment income	(0.31)	(0.41)	(0.35)	(0.32)	(0.32)
<b>Net asset value, end of year</b>	\$9.28	\$9.62	\$9.87	\$9.97	\$9.95
<b>Total return<sup>(C)</sup></b>	(0.28)%	1.68%	2.55%	3.36%	4.70%
<b>Ratio and supplemental data:</b>					
<b>Net assets end of year (000's)</b>	\$12,659	\$18,255	\$22,412	\$17,549	\$6,669
Expenses to average net assets <sup>(D)</sup>					
Excluding waiver and/or reimbursement and recapture	1.94%	1.81%	1.83%	1.83%	1.84%
Including waiver and/or reimbursement and recapture	1.80%	1.80%	1.80%	1.80%	1.80% <sup>(B)</sup>
Net investment income (loss) to average net assets	3.58%	4.22%	3.50%	3.05%	3.30% <sup>(B)</sup>
Portfolio turnover rate	37%	23%	54%	55%	50%

<sup>(A)</sup> Calculated based on average number of shares outstanding.

<sup>(B)</sup> Please reference the Custody Out-of-Pocket Expense section of the Notes to Financial Statements for more information regarding the reimbursement of custody fees. The amount of the reimbursement on a per share basis was immaterial to the class. The Expenses to average net assets including waiver and/or reimbursement and recapture ratio, and Net investment income (loss) to average net assets ratio would have been 0.00% higher and 0.00% lower, respectively, had the custodian not reimbursed the Fund.

<sup>(C)</sup> Total return has been calculated without deduction of the contingent deferred sales charge.

<sup>(D)</sup> Does not include expenses of the underlying investments in which the Fund invests.

For a share outstanding during the years indicated:	Transamerica Floating Rate				
	Class I				
	October 31, 2020	October 31, 2019	October 31, 2018	October 31, 2017	October 31, 2016
<b>Net asset value, beginning of year</b>	\$9.58	\$9.84	\$9.94	\$9.92	\$9.79
<b>Investment operations:</b>					
Net investment income (loss) <sup>(A)</sup>	0.42	0.51	0.45	0.40	0.41 <sup>(B)</sup>
Net realized and unrealized gain (loss)	(0.37)	(0.26)	(0.10)	0.04	0.14
Total investment operations	0.05	0.25	0.35	0.44	0.55
Dividends and/or distributions to shareholders:					
Net investment income	(0.40)	(0.51)	(0.45)	(0.42)	(0.42)
<b>Net asset value, end of year</b>	\$9.23	\$9.58	\$9.84	\$9.94	\$9.92
<b>Total return</b>	0.60%	2.69%	3.57%	4.40%	5.75%
<b>Ratio and supplemental data:</b>					
<b>Net assets end of year (000's)</b>	\$57,185	\$99,384	\$187,447	\$72,316	\$13,061
Expenses to average net assets <sup>(C)</sup>					
Excluding waiver and/or reimbursement and recapture	0.95%	0.82%	0.85%	0.85%	0.85%
Including waiver and/or reimbursement and recapture	0.80%	0.80%	0.80%	0.80%	0.80% <sup>(B)</sup>
Net investment income (loss) to average net assets	4.58%	5.20%	4.56%	4.02%	4.21% <sup>(B)</sup>
Portfolio turnover rate	37%	23%	54%	55%	50%

<sup>(A)</sup> Calculated based on average number of shares outstanding.

<sup>(B)</sup> Please reference the Custody Out-of-Pocket Expense section of the Notes to Financial Statements for more information regarding the reimbursement of custody fees. The amount of the reimbursement on a per share basis was immaterial to the class. The Expenses to average net assets including waiver and/or reimbursement and recapture ratio, and Net investment income (loss) to average net assets ratio would have been 0.00% higher and 0.00% lower, respectively, had the custodian not reimbursed the Fund.

<sup>(C)</sup> Does not include expenses of the underlying investments in which the Fund invests.

For a share outstanding during the years indicated:	Transamerica Global Equity				
	Class A				
	October 31, 2020	October 31, 2019	October 31, 2018	October 31, 2017	October 31, 2016
<b>Net asset value, beginning of year</b>	\$14.19	\$13.17	\$13.58	\$11.14	\$11.15
<b>Investment operations:</b>					
Net investment income (loss) <sup>(A)</sup>	0.06	0.11	0.05	0.08	0.08 <sup>(B)</sup>
Net realized and unrealized gain (loss)	0.21 <sup>(C)</sup>	0.91	(0.20)	2.64	(0.09)
Total investment operations	0.27	1.02	(0.15)	2.72	(0.01)
Dividends and/or distributions to shareholders:					
Net investment income	(0.16)	(0.00) <sup>(D)</sup>	(0.26)	(0.28)	—
Net realized gains	(0.64)	—	—	—	—
Total dividends and/or distributions to shareholders	(0.80)	(0.00) <sup>(D)</sup>	(0.26)	(0.28)	—
<b>Net asset value, end of year</b>	\$13.66	\$14.19	\$13.17	\$13.58	\$11.14
<b>Total return</b> <sup>(E)</sup>	1.72%	7.77%	(1.18)%	24.92%	(0.09)%
<b>Ratio and supplemental data:</b>					
<b>Net assets end of year (000's)</b>	\$50,019	\$55,612	\$51,912	\$42,264	\$39,699
Expenses to average net assets					
Excluding waiver and/or reimbursement and recapture	1.45% <sup>(F)</sup>	1.48% <sup>(F)</sup>	1.45% <sup>(F)</sup>	1.49%	1.39%
Including waiver and/or reimbursement and recapture	1.35% <sup>(F)</sup>	1.35% <sup>(F)</sup>	1.35% <sup>(F)</sup>	1.35%	1.34% <sup>(B)</sup>
Net investment income (loss) to average net assets	0.48%	0.80%	0.35%	0.68%	0.74% <sup>(B)</sup>
Portfolio turnover rate	71%	51%	36%	38%	63%

<sup>(A)</sup> Calculated based on average number of shares outstanding.

<sup>(B)</sup> Please reference the Custody Out-of-Pocket Expense section of the Notes to Financial Statements for more information regarding the reimbursement of custody fees. The amount of the reimbursement on a per share basis was immaterial to the class. The Expenses to average net assets including waiver and/or reimbursement and recapture ratio, and Net investment income (loss) to average net assets ratio would have been 0.01% higher and 0.01% lower, respectively, had the custodian not reimbursed the Fund.

<sup>(C)</sup> The per share amount may differ with the change in aggregate gains (losses) as shown in the Statements of Operations due to the timing of purchases and sales of Fund shares in relation to fluctuating market values during the period.

<sup>(D)</sup> Rounds to less than \$0.01 or \$(0.01).

<sup>(E)</sup> Total return has been calculated without deduction of the initial sales charge and contingent deferred sales charge.

<sup>(F)</sup> Does not include expenses of the underlying investments in which the Fund invests.

For a share outstanding during the years indicated:	Transamerica Global Equity				
	Class C				
	October 31, 2020	October 31, 2019	October 31, 2018	October 31, 2017	October 31, 2016
<b>Net asset value, beginning of year</b>	\$13.77	\$12.87	\$13.27	\$10.89	\$10.98
<b>Investment operations:</b>					
Net investment income (loss) <sup>(A)</sup>	(0.04)	0.01	(0.06)	(0.01)	0.00 <sup>(B),(C)</sup>
Net realized and unrealized gain (loss)	0.18 <sup>(D)</sup>	0.89	(0.19)	2.58	(0.09)
Total investment operations	0.14	0.90	(0.25)	2.57	(0.09)
Dividends and/or distributions to shareholders:					
Net investment income	—	—	(0.15)	(0.19)	—
Net realized gains	(0.64)	—	—	—	—
Total dividends and/or distributions to shareholders	(0.64)	—	(0.15)	(0.19)	—
<b>Net asset value, end of year</b>	\$13.27	\$13.77	\$12.87	\$13.27	\$10.89
<b>Total return</b> <sup>(E)</sup>	0.86%	6.99%	(1.91)%	23.90%	(0.82)%
<b>Ratio and supplemental data:</b>					
<b>Net assets end of year (000's)</b>	\$4,925	\$10,113	\$20,289	\$44,450	\$48,720
Expenses to average net assets					
Excluding waiver and/or reimbursement and recapture	2.20% <sup>(F)</sup>	2.19% <sup>(F)</sup>	2.18% <sup>(F)</sup>	2.21%	2.13%
Including waiver and/or reimbursement and recapture	2.10% <sup>(F)</sup>	2.10% <sup>(F)</sup>	2.10% <sup>(F)</sup>	2.10%	2.09% <sup>(C)</sup>
Net investment income (loss) to average net assets	(0.31)%	0.04%	(0.41)%	(0.07)%	(0.01)% <sup>(C)</sup>
Portfolio turnover rate	71%	51%	36%	38%	63%

(A) Calculated based on average number of shares outstanding.

(B) Rounds to less than \$0.01 or \$(0.01).

(C) Please reference the Custody Out-of-Pocket Expense section of the Notes to Financial Statements for more information regarding the reimbursement of custody fees. The amount of the reimbursement on a per share basis was immaterial to the class. The Expenses to average net assets including waiver and/or reimbursement and recapture ratio, and Net investment income (loss) to average net assets ratio would have been 0.01% higher and 0.01% lower, respectively, had the custodian not reimbursed the Fund.

(D) The per share amount may differ with the change in aggregate gains (losses) as shown in the Statements of Operations due to the timing of purchases and sales of Fund shares in relation to fluctuating market values during the period.

(E) Total return has been calculated without deduction of the contingent deferred sales charge.

(F) Does not include expenses of the underlying investments in which the Fund invests.

For a share outstanding during the years indicated:	Transamerica Global Equity				
	Class I				
	October 31, 2020	October 31, 2019	October 31, 2018	October 31, 2017	October 31, 2016
<b>Net asset value, beginning of year</b>	\$14.23	\$13.20	\$13.61	\$11.19	\$11.17
<b>Investment operations:</b>					
Net investment income (loss) <sup>(A)</sup>	0.10	0.15	0.08	0.11	0.11 <sup>(B)</sup>
Net realized and unrealized gain (loss)	0.20 <sup>(C)</sup>	0.91	(0.20)	2.64	(0.08)
Total investment operations	0.30	1.06	(0.12)	2.75	0.03
Dividends and/or distributions to shareholders:					
Net investment income	(0.19)	(0.03)	(0.29)	(0.33)	(0.01)
Net realized gains	(0.64)	—	—	—	—
Total dividends and/or distributions to shareholders	(0.83)	(0.03)	(0.29)	(0.33)	(0.01)
<b>Net asset value, end of year</b>	\$13.70	\$14.23	\$13.20	\$13.61	\$11.19
<b>Total return</b>	1.97%	8.07%	(0.94)%	25.20%	0.24%
<b>Ratio and supplemental data:</b>					
<b>Net assets end of year (000's)</b>	\$28,915	\$38,582	\$32,283	\$34,572	\$28,605
Expenses to average net assets					
Excluding waiver and/or reimbursement and recapture	1.08% <sup>(D)</sup>	1.11% <sup>(D)</sup>	1.12% <sup>(D)</sup>	1.14%	1.04%
Including waiver and/or reimbursement and recapture	1.10% <sup>(D)</sup>	1.10% <sup>(D)</sup>	1.10% <sup>(D)</sup>	1.10%	1.02% <sup>(B)</sup>
Net investment income (loss) to average net assets	0.71%	1.09%	0.59%	0.93%	1.04% <sup>(B)</sup>
Portfolio turnover rate	71%	51%	36%	38%	63%

<sup>(A)</sup> Calculated based on average number of shares outstanding.

<sup>(B)</sup> Please reference the Custody Out-of-Pocket Expense section of the Notes to Financial Statements for more information regarding the reimbursement of custody fees. The amount of the reimbursement on a per share basis was immaterial to the class. The Expenses to average net assets including waiver and/or reimbursement and recapture ratio, and Net investment income (loss) to average net assets ratio would have been 0.01% higher and 0.01% lower, respectively, had the custodian not reimbursed the Fund.

<sup>(C)</sup> The per share amount may differ with the change in aggregate gains (losses) as shown in the Statements of Operations due to the timing of purchases and sales of Fund shares in relation to fluctuating market values during the period.

<sup>(D)</sup> Does not include expenses of the underlying investments in which the Fund invests.

For a share outstanding during the years indicated:	Transamerica Global Equity				
	Class R6				
	October 31, 2020	October 31, 2019	October 31, 2018	October 31, 2017	October 31, 2016
<b>Net asset value, beginning of year</b>	\$14.25	\$13.22	\$13.62	\$11.22	\$11.18
<b>Investment operations:</b>					
Net investment income (loss) <sup>(A)</sup>	0.11	0.15	0.10	0.13	0.09 <sup>(B)</sup>
Net realized and unrealized gain (loss)	0.20 <sup>(C)</sup>	0.92	(0.20)	2.63	(0.05)
Total investment operations	0.31	1.07	(0.10)	2.76	0.04
Dividends and/or distributions to shareholders:					
Net investment income	(0.21)	(0.04)	(0.30)	(0.36)	(0.00) <sup>(D)</sup>
Net realized gains	(0.64)	—	—	—	—
Total dividends and/or distributions to shareholders	(0.85)	(0.04)	(0.30)	(0.36)	(0.00) <sup>(D)</sup>
<b>Net asset value, end of year</b>	<b>\$13.71</b>	<b>\$14.25</b>	<b>\$13.22</b>	<b>\$13.62</b>	<b>\$11.22</b>
<b>Total return</b>	<b>2.07%</b>	<b>8.14%</b>	<b>(0.80)%</b>	<b>25.19%</b>	<b>0.36%</b>
<b>Ratio and supplemental data:</b>					
<b>Net assets end of year (000's)</b>	\$770	\$967	\$949	\$1,114	\$140
Expenses to average net assets					
Excluding waiver and/or reimbursement and recapture	0.99% <sup>(E)</sup>	1.01% <sup>(E)</sup>	1.02% <sup>(E)</sup>	1.04%	0.95%
Including waiver and/or reimbursement and recapture	0.99% <sup>(E)</sup>	1.01% <sup>(E)</sup>	1.02% <sup>(E)</sup>	1.04%	0.94% <sup>(B)</sup>
Net investment income (loss) to average net assets	0.84%	1.08%	0.70%	1.01%	0.82% <sup>(B)</sup>
Portfolio turnover rate	71%	51%	36%	38%	63%

<sup>(A)</sup> Calculated based on average number of shares outstanding.

<sup>(B)</sup> Please reference the Custody Out-of-Pocket Expense section of the Notes to Financial Statements for more information regarding the reimbursement of custody fees. The amount of the reimbursement on a per share basis was immaterial to the class. The Expenses to average net assets including waiver and/or reimbursement and recapture ratio, and Net investment income (loss) to average net assets ratio would have been 0.02% higher and 0.02% lower, respectively, had the custodian not reimbursed the Fund.

<sup>(C)</sup> The per share amount may differ with the change in aggregate gains (losses) as shown in the Statements of Operations due to the timing of purchases and sales of Fund shares in relation to fluctuating market values during the period.

<sup>(D)</sup> Rounds to less than \$0.01 or \$(0.01).

<sup>(E)</sup> Does not include expenses of the underlying investments in which the Fund invests.



For a share outstanding during the years indicated:	Transamerica Government Money Market				
	Class A				
	October 31, 2020	October 31, 2019	October 31, 2018	October 31, 2017	October 31, 2016
<b>Net asset value, beginning of year</b>	\$1.00	\$1.00	\$1.00	\$1.00	\$1.00
<b>Investment operations:</b>					
Net investment income (loss) <sup>(A)</sup>	0.01	0.02	0.00 <sup>(B)</sup>	0.00 <sup>(B)</sup>	0.00 <sup>(B),(C)</sup>
Total investment operations	0.01	0.02	0.00 <sup>(B)</sup>	0.00 <sup>(B)</sup>	0.00 <sup>(B)</sup>
Dividends and/or distributions to shareholders:					
Net investment income	(0.01) <sup>(D)</sup>	(0.02)	(0.00) <sup>(B)</sup>	(0.00) <sup>(B)</sup>	(0.00) <sup>(B)</sup>
<b>Net asset value, end of year</b>	\$1.00	\$1.00	\$1.00	\$1.00	\$1.00
<b>Total return<sup>(E)</sup></b>	0.53% <sup>(D)</sup>	1.64%	0.46%	0.01%	0.01%
<b>Ratio and supplemental data:</b>					
<b>Net assets end of year (000's)</b>	\$274,311	\$187,635	\$171,707	\$191,477	\$192,607
Expenses to average net assets					
Excluding waiver and/or reimbursement and recapture	0.67%	0.65%	0.68%	0.78%	0.87%
Including waiver and/or reimbursement and recapture	0.40% <sup>(F)</sup>	0.73%	1.25%	0.82% <sup>(G)</sup>	0.43% <sup>(C),(G)</sup>
<b>Net investment income (loss) to average net assets</b>	0.48%	1.62%	0.44%	0.01%	0.01% <sup>(C)</sup>

(A) Calculated based on average number of shares outstanding.

(B) Rounds to less than \$0.01 or \$(0.01).

(C) Please reference the Custody Out-of-Pocket Expense section of the Notes to Financial Statements for more information regarding the reimbursement of custody fees. The amount of the reimbursement on a per share basis was immaterial to the class. The Expenses to average net assets including waiver and/or reimbursement and recapture ratio, and Net investment income (loss) to average net assets ratio would have been 0.02% higher and 0.02% lower, respectively, had the custodian not reimbursed the Fund.

(D) Distributions to shareholders from Net investment income and Total return information reflect the impact of one or more distributions paid to shareholders related to certain Rule 12b-1 fees that had been paid from the Fund to TCI but had not been subsequently paid from TCI to various service providers. These fees were returned to the Fund and distributed from Net investment income. Please reference the Distribution and service fees section of the Notes to financial statements for more information regarding Rule 12b-1 fee payments. The Distributions to shareholders from Net investment income and Total return would have been 0.00 lower and 0.09% lower, respectively, had the Fund not paid out the distribution(s).

(E) Total return has been calculated without deduction of the initial sales charge and contingent deferred sales charge.

(F) Transamerica Asset Management, Inc. or any of its affiliates may voluntarily waive fees and/or reimburse expenses of the class in an effort to prevent the class's yield from falling below zero. Any such voluntary waiver or expense reimbursement may be discontinued by Transamerica Asset Management, Inc. or its affiliates at any time. Transamerica Asset Management, Inc. is entitled to reimbursement by the class of amounts voluntarily waived and/or reimbursed during the previous 36 months so long as the reimbursement does not result in the class's effective daily yield being negative. Any such reimbursement may result in the class's expenses exceeding the contractual expense cap for the class. See the Fees and Other Affiliated Transactions section of the Notes to Financial Statements for more information.

(G) Amounts recaptured by Transamerica Asset Management, Inc. under the voluntary yield waiver in certain cases exceeded the expense limit under the contractual expense arrangement. These earlier recaptures were discontinued by Transamerica Asset Management, Inc. as of March 1, 2019. See the Fees and Other Affiliated Transactions section of the Notes to Financial Statements for more information.

For a share outstanding during the years indicated:	Transamerica Government Money Market				
	Class C				
	October 31, 2020	October 31, 2019	October 31, 2018	October 31, 2017	October 31, 2016
<b>Net asset value, beginning of year</b>	\$1.00	\$1.00	\$1.00	\$1.00	\$1.00
<b>Investment operations:</b>					
Net investment income (loss) <sup>(A)</sup>	0.02	0.01	0.00 <sup>(B)</sup>	0.00 <sup>(B)</sup>	0.00 <sup>(B),(C)</sup>
Total investment operations	0.02	0.01	0.00 <sup>(B)</sup>	0.00 <sup>(B)</sup>	0.00 <sup>(B)</sup>
Dividends and/or distributions to shareholders:					
Net investment income	(0.02) <sup>(D)</sup>	(0.01)	(0.00) <sup>(B)</sup>	(0.00) <sup>(B)</sup>	(0.00) <sup>(B)</sup>
<b>Net asset value, end of year</b>	\$1.00	\$1.00	\$1.00	\$1.00	\$1.00
<b>Total return<sup>(E)</sup></b>	1.73% <sup>(D)</sup>	0.57%	0.01%	0.01%	0.01%
<b>Ratio and supplemental data:</b>					
<b>Net assets end of year (000's)</b>	\$15,475	\$9,218	\$13,477	\$19,707	\$22,189
Expenses to average net assets					
Excluding waiver and/or reimbursement and recapture	1.44%	1.41%	1.46%	1.56%	1.61%
Including waiver and/or reimbursement and recapture	0.53% <sup>(F)</sup>	1.77%	1.69% <sup>(G)</sup>	0.81% <sup>(G)</sup>	0.43% <sup>(C),(G)</sup>
<b>Net investment income (loss) to average net assets</b>	1.41%	0.57%	0.01%	0.01%	0.01% <sup>(C)</sup>

(A) Calculated based on average number of shares outstanding.

(B) Rounds to less than \$0.01 or \$(0.01).

(C) Please reference the Custody Out-of-Pocket Expense section of the Notes to Financial Statements for more information regarding the reimbursement of custody fees. The amount of the reimbursement on a per share basis was immaterial to the class. The Expenses to average net assets including waiver and/or reimbursement and recapture ratio, and Net investment income (loss) to average net assets ratio would have been 0.02% higher and 0.02% lower, respectively, had the custodian not reimbursed the Fund.

(D) Distributions to shareholders from Net investment income and Total return information reflect the impact of one or more distributions paid to shareholders related to certain Rule 12b-1 fees that had been paid from the Fund to TCI but had not been subsequently paid from TCI to various service providers. These fees were returned to the Fund and distributed from Net investment income. Please reference the Distribution and service fees section of the Notes to financial statements for more information regarding Rule 12b-1 fee payments. The Distributions to shareholders from Net investment income and Total return would have been 0.01 lower and 1.31% lower, respectively, had the Fund not paid out the distribution(s).

(E) Total return has been calculated without deduction of the contingent deferred sales charge.

(F) Transamerica Asset Management, Inc. or any of its affiliates may voluntarily waive fees and/or reimburse expenses of the class in an effort to prevent the class's yield from falling below zero. Any such voluntary waiver or expense reimbursement may be discontinued by Transamerica Asset Management, Inc. or its affiliates at any time. Transamerica Asset Management, Inc. is entitled to reimbursement by the class of amounts voluntarily waived and/or reimbursed during the previous 36 months so long as the reimbursement does not result in the class's effective daily yield being negative. Any such reimbursement may result in the class's expenses exceeding the contractual expense cap for the class. See the Fees and Other Affiliated Transactions section of the Notes to Financial Statements for more information.

(G) Amounts recaptured by Transamerica Asset Management, Inc. under the voluntary yield waiver in certain cases exceeded the expense limit under the contractual expense arrangement. Transamerica Asset Management, Inc. stopped these earlier recaptures as of March 1, 2019, but could recapture available amounts in the future. See the Fees and Other Affiliated Transactions section of the Notes to Financial Statements for more information.

For a share outstanding during the years indicated:	Transamerica Government Money Market				
	Class I				
	October 31, 2020	October 31, 2019	October 31, 2018	October 31, 2017	October 31, 2016
<b>Net asset value, beginning of year</b>	\$1.00	\$1.00	\$1.00	\$1.00	\$1.00
<b>Investment operations:</b>					
Net investment income (loss) <sup>(A)</sup>	0.01	0.02	0.01	0.00 <sup>(B)</sup>	0.00 <sup>(B),(C)</sup>
Total investment operations	0.01	0.02	0.01	0.00 <sup>(B)</sup>	0.00 <sup>(B)</sup>
Dividends and/or distributions to shareholders:					
Net investment income	(0.01)	(0.02)	(0.01)	(0.00) <sup>(B)</sup>	(0.00) <sup>(B)</sup>
<b>Net asset value, end of year</b>	\$1.00	\$1.00	\$1.00	\$1.00	\$1.00
<b>Total return</b>	0.52%	1.89%	0.95%	0.01%	0.01%
<b>Ratio and supplemental data:</b>					
<b>Net assets end of year (000's)</b>	\$23,804	\$18,213	\$21,281	\$21,578	\$21,185
Expenses to average net assets					
Excluding waiver and/or reimbursement and recapture	0.52%	0.50%	0.52%	0.62%	0.69%
Including waiver and/or reimbursement and recapture	0.31% <sup>(D)</sup>	0.48%	0.76% <sup>(E)</sup>	0.82% <sup>(E)</sup>	0.43% <sup>(C),(E)</sup>
Net investment income (loss) to average net assets	0.48%	1.87%	0.94%	0.01%	0.01% <sup>(C)</sup>

(A) Calculated based on average number of shares outstanding.

(B) Rounds to less than \$0.01 or \$(0.01).

(C) Please reference the Custody Out-of-Pocket Expense section of the Notes to Financial Statements for more information regarding the reimbursement of custody fees. The amount of the reimbursement on a per share basis was immaterial to the class. The Expenses to average net assets including waiver and/or reimbursement and recapture ratio, and Net investment income (loss) to average net assets ratio would have been 0.02% higher and 0.02% lower, respectively, had the custodian not reimbursed the Fund.

(D) Transamerica Asset Management, Inc. or any of its affiliates may voluntarily waive fees and/or reimburse expenses of the class in an effort to prevent the class's yield from falling below zero. Any such voluntary waiver or expense reimbursement may be discontinued by Transamerica Asset Management, Inc. or its affiliates at any time. Transamerica Asset Management, Inc. is entitled to reimbursement by the class of amounts voluntarily waived and/or reimbursed during the previous 36 months so long as the reimbursement does not result in the class's effective daily yield being negative. Any such reimbursement may result in the class's expenses exceeding the contractual expense cap for the class. See the Fees and Other Affiliated Transactions section of the Notes to Financial Statements for more information.

(E) Amounts recaptured by Transamerica Asset Management, Inc. under the voluntary yield waiver in certain cases exceeded the expense limit under the contractual expense arrangement. These earlier recaptures were discontinued by Transamerica Asset Management, Inc. as of March 1, 2019. See the Fees and Other Affiliated Transactions section of the Notes to Financial Statements for more information.

For a share outstanding during the years indicated:	Transamerica High Yield Bond				
	Class A				
	October 31, 2020	October 31, 2019	October 31, 2018	October 31, 2017	October 31, 2016
<b>Net asset value, beginning of year</b>	\$9.01	\$8.86	\$9.34	\$9.06	\$8.97
<b>Investment operations:</b>					
Net investment income (loss) <sup>(A)</sup>	0.40	0.48	0.50	0.48	0.49 <sup>(B)</sup>
Net realized and unrealized gain (loss)	(0.42)	0.16	(0.49)	0.30	0.10
Total investment operations	(0.02)	0.64	0.01	0.78	0.59
Dividends and/or distributions to shareholders:					
Net investment income	(0.43)	(0.49)	(0.49)	(0.50)	(0.50)
<b>Net asset value, end of year</b>	\$8.56	\$9.01	\$8.86	\$9.34	\$9.06
<b>Total return</b> <sup>(C)</sup>	(0.10)%	7.79%	(0.20)%	8.63%	6.95%
<b>Ratio and supplemental data:</b>					
<b>Net assets end of year (000's)</b>	\$78,109	\$94,450	\$87,028	\$104,904	\$114,761
Expenses to average net assets					
Excluding waiver and/or reimbursement and recapture	1.03%	1.09%	1.08%	1.04%	1.02%
Including waiver and/or reimbursement and recapture	1.03%	1.05%	1.00%	1.04%	1.01% <sup>(B)</sup>
Net investment income (loss) to average net assets	4.68%	5.36%	5.45%	5.24%	5.64% <sup>(B)</sup>
Portfolio turnover rate	37%	38%	35%	39%	49%

<sup>(A)</sup> Calculated based on average number of shares outstanding.

<sup>(B)</sup> Please reference the Custody Out-of-Pocket Expense section of the Notes to Financial Statements for more information regarding the reimbursement of custody fees. The amount of the reimbursement on a per share basis was immaterial to the class. The Expenses to average net assets including waiver and/or reimbursement and recapture ratio, and Net investment income (loss) to average net assets ratio would have been 0.01% higher and 0.01% lower, respectively, had the custodian not reimbursed the Fund.

<sup>(C)</sup> Total return has been calculated without deduction of the initial sales charge and contingent deferred sales charge.

For a share outstanding during the years indicated:	Transamerica High Yield Bond				
	Class C				
	October31, 2020	October31, 2019	October31, 2018	October31, 2017	October31, 2016
<b>Net asset value, beginning of year</b>	\$8.97	\$8.81	\$9.30	\$9.02	\$8.92
<b>Investment operations:</b>					
Net investment income (loss) <sup>(A)</sup>	0.34	0.42	0.43	0.42	0.43 <sup>(B)</sup>
Net realized and unrealized gain (loss)	(0.42)	0.16	(0.50)	0.29	0.10
Total investment operations	(0.08)	0.58	(0.07)	0.71	0.53
Dividends and/or distributions to shareholders:					
Net investment income	(0.37)	(0.42)	(0.42)	(0.43)	(0.43)
<b>Net asset value, end of year</b>	\$8.52	\$8.97	\$8.81	\$9.30	\$9.02
<b>Total return</b> <sup>(C)</sup>	(0.82)%	6.88%	(0.88)%	7.91%	6.34%
<b>Ratio and supplemental data:</b>					
<b>Net assets end of year (000's)</b>	\$19,387	\$26,922	\$31,361	\$46,129	\$51,787
Expenses to average net assets					
Excluding waiver and/or reimbursement and recapture	1.73%	1.76%	1.75%	1.73%	1.74%
Including waiver and/or reimbursement and recapture	1.74%	1.75%	1.72%	1.73%	1.73% <sup>(B)</sup>
Net investment income (loss) to average net assets	4.00%	4.68%	4.74%	4.56%	4.93% <sup>(B)</sup>
<b>Portfolio turnover rate</b>	37%	38%	35%	39%	49%

<sup>(A)</sup> Calculated based on average number of shares outstanding.

<sup>(B)</sup> Please reference the Custody Out-of-Pocket Expense section of the Notes to Financial Statements for more information regarding the reimbursement of custody fees. The amount of the reimbursement on a per share basis was immaterial to the class. The Expenses to average net assets including waiver and/or reimbursement and recapture ratio, and Net investment income (loss) to average net assets ratio would have been 0.01% higher and 0.01% lower, respectively, had the custodian not reimbursed the Fund.

<sup>(C)</sup> Total return has been calculated without deduction of the contingent deferred sales charge.

For a share outstanding during the years indicated:	Transamerica High Yield Bond				
	Class I				
	October 31, 2020	October 31, 2019	October 31, 2018	October 31, 2017	October 31, 2016
<b>Net asset value, beginning of year</b>	\$9.06	\$8.91	\$9.40	\$9.13	\$9.03
<b>Investment operations:</b>					
Net investment income (loss) <sup>(A)</sup>	0.43	0.51	0.52	0.52	0.52 <sup>(B)</sup>
Net realized and unrealized gain (loss)	(0.39)	0.16	(0.49)	0.28	0.10
Total investment operations	0.04	0.67	0.03	0.80	0.62
Dividends and/or distributions to shareholders:					
Net investment income	(0.47)	(0.52)	(0.52)	(0.53)	(0.52)
<b>Net asset value, end of year</b>	\$8.63	\$9.06	\$8.91	\$9.40	\$9.13
<b>Total return</b>	0.57%	7.93%	0.17%	8.83%	7.33%
<b>Ratio and supplemental data:</b>					
<b>Net assets end of year (000's)</b>	\$520,044	\$67,078	\$80,141	\$164,626	\$155,777
Expenses to average net assets					
Excluding waiver and/or reimbursement and recapture	0.70%	0.74%	0.74%	0.73%	0.73%
Including waiver and/or reimbursement and recapture	0.62% <sup>(C)</sup>	0.74% <sup>(D)</sup>	0.71%	0.73%	0.72% <sup>(B)</sup>
Net investment income (loss) to average net assets	4.96%	5.66%	5.67%	5.54%	5.86% <sup>(B)</sup>
Portfolio turnover rate	37%	38%	35%	39%	49%

<sup>(A)</sup> Calculated based on average number of shares outstanding.

<sup>(B)</sup> Please reference the Custody Out-of-Pocket Expense section of the Notes to Financial Statements for more information regarding the reimbursement of custody fees. The amount of the reimbursement on a per share basis was immaterial to the class. The Expenses to average net assets including waiver and/or reimbursement and recapture ratio, and Net investment income (loss) to average net assets ratio would have been 0.01% higher and 0.01% lower, respectively, had the custodian not reimbursed the Fund.

<sup>(C)</sup> TAM has contractually agreed to reimburse 0.08% of the sub-transfer agency fees and certain per account transfer agency fees through March 1, 2023.

<sup>(D)</sup> Waiver and/or reimbursement rounds to less than 0.01%.

For a share outstanding during the years indicated:	Transamerica High Yield Bond				
	Class R6				
	October31, 2020	October31, 2019	October31, 2018	October31, 2017	October31, 2016
<b>Net asset value, beginning of year</b>	\$9.10	\$8.94	\$9.43	\$9.15	\$9.05
<b>Investment operations:</b>					
Net investment income (loss) <sup>(A)</sup>	0.44	0.52	0.54	0.54	0.52 <sup>(B)</sup>
Net realized and unrealized gain (loss)	(0.43)	0.17	(0.50)	0.28	0.11
Total investment operations	0.01	0.69	0.04	0.82	0.63
Dividends and/or distributions to shareholders:					
Net investment income	(0.47)	(0.53)	(0.53)	(0.54)	(0.53)
<b>Net asset value, end of year</b>	\$8.64	\$9.10	\$8.94	\$9.43	\$9.15
<b>Total return</b>	0.28%	8.05%	0.29%	9.06%	7.43%
<b>Ratio and supplemental data:</b>					
<b>Net assets end of year (000's)</b>	\$44,075	\$44,675	\$29,499	\$34,335	\$4,086
Expenses to average net assets					
Excluding waiver and/or reimbursement and recapture	0.60%	0.63%	0.63%	0.63%	0.63%
Including waiver and/or reimbursement and recapture	0.60%	0.63% <sup>(C)</sup>	0.61%	0.63%	0.61% <sup>(B)</sup>
Net investment income (loss) to average net assets	5.14%	5.77%	5.85%	5.73%	5.81% <sup>(B)</sup>
<b>Portfolio turnover rate</b>	37%	38%	35%	39%	49%

<sup>(A)</sup> Calculated based on average number of shares outstanding.

<sup>(B)</sup> Please reference the Custody Out-of-Pocket Expense section of the Notes to Financial Statements for more information regarding the reimbursement of custody fees. The amount of the reimbursement on a per share basis was immaterial to the class. The Expenses to average net assets including waiver and/or reimbursement and recapture ratio, and Net investment income (loss) to average net assets ratio would have been 0.02% higher and 0.02% lower, respectively, had the custodian not reimbursed the Fund.

<sup>(C)</sup> Waiver and/or reimbursement rounds to less than 0.01%.

For a share outstanding during the period indicated:	Transamerica High Yield ESG
	Class I
	October 31, 2020 <sup>(A)</sup>
<b>Net asset value, beginning of period</b>	\$10.00
<b>Investment operations:</b>	
Net investment income (loss) <sup>(B)</sup>	0.08
Net realized and unrealized gain (loss)	(0.09)
Total investment operations	(0.01)
Dividends and/or distributions to shareholders:	
Net investment income	(0.09)
<b>Net asset value, end of period</b>	<b>\$9.90</b>
<b>Total return</b>	<b>(0.08)%<sup>(C)</sup></b>
<b>Ratio and supplemental data:</b>	
<b>Net assets end of period (000's)</b>	<b>\$999</b>
Expenses to average net assets	
Excluding waiver and/or reimbursement and recapture	2.02% <sup>(D)</sup>
Including waiver and/or reimbursement and recapture	0.77% <sup>(D),(E)</sup>
Net investment income (loss) to average net assets	3.09% <sup>(D)</sup>
Portfolio turnover rate	3% <sup>(C)</sup>

(A) Commenced operations on July 31, 2020.

(B) Calculated based on average number of shares outstanding.

(C) Not annualized.

(D) Annualized.

(E) TAM has contractually agreed to reimburse 0.08% of the sub-transfer agency fees and certain per account transfer agency fees on Class I shares through March 1, 2022.



For a share outstanding during the years indicated:	Transamerica High Yield Muni				
	Class A				
	October 31, 2020	October 31, 2019	October 31, 2018	October 31, 2017	October 31, 2016
<b>Net asset value, beginning of year</b>	\$11.98	\$11.34	\$11.60	\$11.88	\$11.47
<b>Investment operations:</b>					
Net investment income (loss) <sup>(A)</sup>	0.38	0.42	0.40	0.34	0.31 <sup>(B)</sup>
Net realized and unrealized gain (loss)	(0.32)	0.64	(0.26)	(0.11)	0.47
Total investment operations	0.06	1.06	0.14	0.23	0.78
<b>Dividends and/or distributions to shareholders:</b>					
Net investment income	(0.41)	(0.42)	(0.40)	(0.35)	(0.30)
Net realized gains	—	—	—	(0.16)	(0.07)
Return of capital	(0.04)	—	—	—	—
Total dividends and/or distributions to shareholders	(0.45)	(0.42)	(0.40)	(0.51)	(0.37)
<b>Net asset value, end of year</b>	\$11.59	\$11.98	\$11.34	\$11.60	\$11.88
<b>Total return<sup>(C)</sup></b>	0.60%	9.54%	1.19%	2.26%	6.72%
<b>Ratio and supplemental data:</b>					
<b>Net assets end of year (000's)</b>	\$18,111	\$22,116	\$30,521	\$34,191	\$58,848
Expenses to average net assets <sup>(D)</sup>					
Excluding waiver and/or reimbursement and recapture	1.07%	1.04%	1.00%	1.04%	0.98%
Including waiver and/or reimbursement and recapture	0.91%	0.91%	0.91%	0.91%	0.91% <sup>(B)</sup>
Net investment income (loss) to average net assets	3.22%	3.63%	3.45%	3.02%	2.59% <sup>(B)</sup>
Portfolio turnover rate	37%	54%	119%	115%	61%

<sup>(A)</sup> Calculated based on average number of shares outstanding.

<sup>(B)</sup> Please reference the Custody Out-of-Pocket Expense section of the Notes to Financial Statements for more information regarding the reimbursement of custody fees. The amount of the reimbursement on a per share basis was immaterial to the class. The Expenses to average net assets including waiver and/or reimbursement and recapture ratio, and Net investment income (loss) to average net assets ratio would have been 0.00% higher and 0.00% lower, respectively, had the custodian not reimbursed the Fund.

<sup>(C)</sup> Total return has been calculated without deduction of the initial sales charge and contingent deferred sales charge.

<sup>(D)</sup> Does not include expenses of the underlying investments in which the Fund invests.

For a share outstanding during the years indicated:	Transamerica High Yield Muni				
	Class C				
	October31, 2020	October31, 2019	October31, 2018	October31, 2017	October31, 2016
<b>Net asset value, beginning of year</b>	\$11.99	\$11.35	\$11.61	\$11.88	\$11.48
<b>Investment operations:</b>					
Net investment income (loss) <sup>(A)</sup>	0.31	0.36	0.33	0.28	0.24 <sup>(B)</sup>
Net realized and unrealized gain (loss)	(0.32)	0.64	(0.26)	(0.11)	0.46
Total investment operations	(0.01)	1.00	0.07	0.17	0.70
<b>Dividends and/or distributions to shareholders:</b>					
Net investment income	(0.35)	(0.36)	(0.33)	(0.28)	(0.23)
Net realized gains	—	—	—	(0.16)	(0.07)
Return of capital	(0.03)	—	—	—	—
Total dividends and/or distributions to shareholders	(0.38)	(0.36)	(0.33)	(0.44)	(0.30)
<b>Net asset value, end of year</b>	\$11.60	\$11.99	\$11.35	\$11.61	\$11.88
<b>Total return<sup>(C)</sup></b>	—%	8.89%	0.59%	1.64%	6.12%
<b>Ratio and supplemental data:</b>					
<b>Net assets end of year (000's)</b>	\$11,731	\$11,561	\$11,389	\$12,109	\$13,670
Expenses to average net assets <sup>(D)</sup>					
Excluding waiver and/or reimbursement and recapture	1.82%	1.81%	1.76%	1.80%	1.73%
Including waiver and/or reimbursement and recapture	1.51%	1.51%	1.51%	1.51%	1.51% <sup>(B)</sup>
Net investment income (loss) to average net assets	2.63%	3.05%	2.84%	2.42%	2.02% <sup>(B)</sup>
Portfolio turnover rate	37%	54%	119%	115%	61%

<sup>(A)</sup> Calculated based on average number of shares outstanding.

<sup>(B)</sup> Please reference the Custody Out-of-Pocket Expense section of the Notes to Financial Statements for more information regarding the reimbursement of custody fees. The amount of the reimbursement on a per share basis was immaterial to the class. The Expenses to average net assets including waiver and/or reimbursement and recapture ratio, and Net investment income (loss) to average net assets ratio would have been 0.00% higher and 0.00% lower, respectively, had the custodian not reimbursed the Fund.

<sup>(C)</sup> Total return has been calculated without deduction of the contingent deferred sales charge.

<sup>(D)</sup> Does not include expenses of the underlying investments in which the Fund invests.

For a share outstanding during the years indicated:	Transamerica High Yield Muni				
	Class I				
	October 31, 2020	October 31, 2019	October 31, 2018	October 31, 2017	October 31, 2016
<b>Net asset value, beginning of year</b>	\$12.00	\$11.36	\$11.62	\$11.89	\$11.48
<b>Investment operations:</b>					
Net investment income (loss) <sup>(A)</sup>	0.39	0.44	0.42	0.36	0.33 <sup>(B)</sup>
Net realized and unrealized gain (loss)	(0.33)	0.64	(0.26)	(0.10)	0.46
Total investment operations	0.06	1.08	0.16	0.26	0.79
<b>Dividends and/or distributions to shareholders:</b>					
Net investment income	(0.43)	(0.44)	(0.42)	(0.37)	(0.31)
Net realized gains	—	—	—	(0.16)	(0.07)
Return of capital	(0.04)	—	—	—	—
Total dividends and/or distributions to shareholders	(0.47)	(0.44)	(0.42)	(0.53)	(0.38)
<b>Net asset value, end of year</b>	\$11.59	\$12.00	\$11.36	\$11.62	\$11.89
<b>Total return</b>	0.58%	9.70%	1.35%	2.41%	6.96%
<b>Ratio and supplemental data:</b>					
<b>Net assets end of year (000's)</b>	\$62,566	\$75,539	\$61,523	\$57,151	\$55,795
Expenses to average net assets <sup>(C)</sup>					
Excluding waiver and/or reimbursement and recapture	0.86%	0.84%	0.79%	0.83%	0.77%
Including waiver and/or reimbursement and recapture	0.76%	0.76%	0.76%	0.76%	0.76% <sup>(B)</sup>
Net investment income (loss) to average net assets	3.37%	3.79%	3.59%	3.17%	2.76% <sup>(B)</sup>
Portfolio turnover rate	37%	54%	119%	115%	61%

<sup>(A)</sup> Calculated based on average number of shares outstanding.

<sup>(B)</sup> Please reference the Custody Out-of-Pocket Expense section of the Notes to Financial Statements for more information regarding the reimbursement of custody fees. The amount of the reimbursement on a per share basis was immaterial to the class. The Expenses to average net assets including waiver and/or reimbursement and recapture ratio, and Net investment income (loss) to average net assets ratio would have been 0.00% higher and 0.00% lower, respectively, had the custodian not reimbursed the Fund.

<sup>(C)</sup> Does not include expenses of the underlying investments in which the Fund invests.

For a share outstanding during the years indicated:	Transamerica Inflation Opportunities				
	Class A				
	October 31, 2020	October 31, 2019	October 31, 2018	October 31, 2017	October 31, 2016
<b>Net asset value, beginning of year</b>	\$10.26	\$9.58	\$9.97	\$9.99	\$9.57
<b>Investment operations:</b>					
Net investment income (loss) <sup>(A)</sup>	0.10	0.16	0.20	0.14	0.08 <sup>(B)</sup>
Net realized and unrealized gain (loss)	0.51	0.67	(0.38)	(0.03)	0.34
Total investment operations	0.61	0.83	(0.18)	0.11	0.42
Dividends and/or distributions to shareholders:					
Net investment income	(0.09)	(0.15)	(0.21)	(0.13)	–
<b>Net asset value, end of year</b>	\$10.78	\$10.26	\$9.58	\$9.97	\$9.99
<b>Total return<sup>(C)</sup></b>	5.99%	8.73%	(1.81)%	1.11%	4.39%
<b>Ratio and supplemental data:</b>					
<b>Net assets end of year (000's)</b>	\$866	\$778	\$719	\$634	\$645
Expenses to average net assets					
Excluding waiver and/or reimbursement and recapture	1.10% <sup>(D)</sup>	1.07% <sup>(D)</sup>	0.95% <sup>(D)</sup>	1.55%	1.00%
Including waiver and/or reimbursement and recapture	1.00% <sup>(D)</sup>	1.00% <sup>(D)</sup>	1.00% <sup>(D)</sup>	1.00%	0.99% <sup>(B)</sup>
Net investment income (loss) to average net assets	0.97%	1.59%	2.02%	1.39%	0.81% <sup>(B)</sup>
Portfolio turnover rate	28%	23%	36%	41%	39%

<sup>(A)</sup> Calculated based on average number of shares outstanding.

<sup>(B)</sup> Please reference the Custody Out-of-Pocket Expense section of the Notes to Financial Statements for more information regarding the reimbursement of custody fees. The amount of the reimbursement on a per share basis was immaterial to the class. The Expenses to average net assets including waiver and/or reimbursement and recapture ratio, and Net investment income (loss) to average net assets ratio would have been 0.01% higher and 0.01% lower, respectively, had the custodian not reimbursed the Fund.

<sup>(C)</sup> Total return has been calculated without deduction of the initial sales charge and contingent deferred sales charge.

<sup>(D)</sup> Does not include expenses of the underlying investments in which the Fund invests.

For a share outstanding during the years indicated:	Transamerica Inflation Opportunities				
	Class C				
	October 31, 2020	October 31, 2019	October 31, 2018	October 31, 2017	October 31, 2016
<b>Net asset value, beginning of year</b>	\$10.04	\$9.41	\$9.81	\$9.84	\$9.50
<b>Investment operations:</b>					
Net investment income (loss) <sup>(A)</sup>	0.05	0.08	0.13	0.07	0.01 <sup>(B)</sup>
Net realized and unrealized gain (loss)	0.47	0.66	(0.38)	(0.03)	0.33
Total investment operations	0.52	0.74	(0.25)	0.04	0.34
Dividends and/or distributions to shareholders:					
Net investment income	(0.04)	(0.11)	(0.15)	(0.07)	–
<b>Net asset value, end of year</b>	\$10.52	\$10.04	\$9.41	\$9.81	\$9.84
<b>Total return<sup>(C)</sup></b>	5.23%	7.90%	(2.59)%	0.46%	3.58%
<b>Ratio and supplemental data:</b>					
<b>Net assets end of year (000's)</b>	\$562	\$529	\$456	\$709	\$517
Expenses to average net assets					
Excluding waiver and/or reimbursement and recapture	1.80% <sup>(D)</sup>	1.80% <sup>(D)</sup>	1.81% <sup>(D)</sup>	1.80%	1.77%
Including waiver and/or reimbursement and recapture	1.75% <sup>(D)</sup>	1.75% <sup>(D)</sup>	1.75% <sup>(D)</sup>	1.75%	1.74% <sup>(B)</sup>
Net investment income (loss) to average net assets	0.44%	0.80%	1.35%	0.70%	0.12% <sup>(B)</sup>
Portfolio turnover rate	28%	23%	36%	41%	39%

<sup>(A)</sup> Calculated based on average number of shares outstanding.

<sup>(B)</sup> Please reference the Custody Out-of-Pocket Expense section of the Notes to Financial Statements for more information regarding the reimbursement of custody fees. The amount of the reimbursement on a per share basis was immaterial to the class. The Expenses to average net assets including waiver and/or reimbursement and recapture ratio, and Net investment income (loss) to average net assets ratio would have been 0.01% higher and 0.01% lower, respectively, had the custodian not reimbursed the Fund.

<sup>(C)</sup> Total return has been calculated without deduction of the contingent deferred sales charge.

<sup>(D)</sup> Does not include expenses of the underlying investments in which the Fund invests.

For a share outstanding during the years indicated:	Transamerica Inflation Opportunities				
	Class I				
	October 31, 2020	October 31, 2019	October 31, 2018	October 31, 2017	October 31, 2016
<b>Net asset value, beginning of year</b>	\$10.32	\$9.63	\$10.03	\$10.03	\$9.59
<b>Investment operations:</b>					
Net investment income (loss) <sup>(A)</sup>	0.16	0.18	0.18	0.17	0.10 <sup>(B)</sup>
Net realized and unrealized gain (loss)	0.49	0.68	(0.34)	(0.03)	0.34
Total investment operations	0.65	0.86	(0.16)	0.14	0.44
Dividends and/or distributions to shareholders:					
Net investment income	(0.11)	(0.17)	(0.24)	(0.14)	—
<b>Net asset value, end of year</b>	\$10.86	\$10.32	\$9.63	\$10.03	\$10.03
<b>Total return</b>	6.33%	8.97%	(1.67)%	1.47%	4.59%
<b>Ratio and supplemental data:</b>					
<b>Net assets end of year (000's)</b>	\$5,897	\$4,658	\$2,156	\$270	\$1,336
Expenses to average net assets					
Excluding waiver and/or reimbursement and recapture	0.82% <sup>(C)</sup>	0.82% <sup>(C)</sup>	0.82% <sup>(C)</sup>	0.81%	0.79%
Including waiver and/or reimbursement and recapture	0.73% <sup>(C)</sup>	0.75% <sup>(C)</sup>	0.75% <sup>(C)</sup>	0.75%	0.74% <sup>(B)</sup>
Net investment income (loss) to average net assets	1.48%	1.80%	1.81%	1.76%	0.98% <sup>(B)</sup>
<b>Portfolio turnover rate</b>	28%	23%	36%	41%	39%

<sup>(A)</sup> Calculated based on average number of shares outstanding.

<sup>(B)</sup> Please reference the Custody Out-of-Pocket Expense section of the Notes to Financial Statements for more information regarding the reimbursement of custody fees. The amount of the reimbursement on a per share basis was immaterial to the class. The Expenses to average net assets including waiver and/or reimbursement and recapture ratio, and Net investment income (loss) to average net assets ratio would have been 0.01% higher and 0.01% lower, respectively, had the custodian not reimbursed the Fund.

<sup>(C)</sup> Does not include expenses of the underlying investments in which the Fund invests.

For a share outstanding during the period and years indicated:	Transamerica Inflation Opportunities				
	Class R6				
	October 31, 2020	October 31, 2019	October 31, 2018	October 31, 2017	October 31, 2016 <sup>(A)</sup>
<b>Net asset value, beginning of period/year</b>	\$10.35	\$9.66	\$10.05	\$10.05	\$9.92
<b>Investment operations:</b>					
Net investment income (loss) <sup>(B)</sup>	0.16	0.19	0.24	0.17	0.03 <sup>(C)</sup>
Net realized and unrealized gain (loss)	0.49	0.67	(0.39)	(0.02)	0.10
Total investment operations	0.65	0.86	(0.15)	0.15	0.13
Dividends and/or distributions to shareholders:					
Net investment income	(0.11)	(0.17)	(0.24)	(0.15)	—
<b>Net asset value, end of period/year</b>	\$10.89	\$10.35	\$9.66	\$10.05	\$10.05
<b>Total return</b>	6.33%	8.97%	(1.53)%	1.53%	1.31% <sup>(D)</sup>
<b>Ratio and supplemental data:</b>					
<b>Net assets end of period/year (000's)</b>	\$59	\$55	\$51	\$51	\$51
Expenses to average net assets					
Excluding waiver and/or reimbursement and recapture	0.72% <sup>(E)</sup>	0.71% <sup>(E)</sup>	0.70% <sup>(E)</sup>	0.70%	0.66% <sup>(F)</sup>
Including waiver and/or reimbursement and recapture	0.72% <sup>(E)</sup>	0.71% <sup>(E)</sup>	0.70% <sup>(E)</sup>	0.70%	0.64% <sup>(C),(F)</sup>
Net investment income (loss) to average net assets	1.47%	1.87%	2.37%	1.69%	1.15% <sup>(C),(F)</sup>
Portfolio turnover rate	28%	23%	36%	41%	39%

(A) Commenced operations on July 25, 2016.

(B) Calculated based on average number of shares outstanding.

(C) Please reference the Custody Out-of-Pocket Expense section of the Notes to Financial Statements for more information regarding the reimbursement of custody fees. The amount of the reimbursement on a per share basis was immaterial to the class. The Expenses to average net assets including waiver and/or reimbursement and recapture ratio, and Net investment income (loss) to average net assets ratio would have been 0.02% higher and 0.02% lower, respectively, had the custodian not reimbursed the Fund.

(D) Not annualized.

(E) Does not include expenses of the underlying investments in which the Fund invests.

(F) Annualized.

For a share outstanding during the years indicated:	Transamerica Intermediate Muni				
	Class A				
	October 31, 2020	October 31, 2019	October 31, 2018	October 31, 2017	October 31, 2016
<b>Net asset value, beginning of year</b>	\$11.80	\$11.06	\$11.40	\$11.57	\$11.31
<b>Investment operations:</b>					
Net investment income (loss) <sup>(A)</sup>	0.19	0.28	0.26	0.23	0.21 <sup>(B)</sup>
Net realized and unrealized gain (loss)	0.13	0.75	(0.34)	(0.10)	0.30
Total investment operations	0.32	1.03	(0.08)	0.13	0.51
<b>Dividends and/or distributions to shareholders:</b>					
Net investment income	(0.24)	(0.29)	(0.26)	(0.23)	(0.20)
Net realized gains	—	—	—	(0.07)	(0.05)
Return of capital	(0.04)	—	—	—	—
Total dividends and/or distributions to shareholders	(0.28)	(0.29)	(0.26)	(0.30)	(0.25)
<b>Net asset value, end of year</b>	\$11.84	\$11.80	\$11.06	\$11.40	\$11.57
<b>Total return<sup>(C)</sup></b>	2.73%	9.35%	(0.73)%	1.20%	4.58%
<b>Ratio and supplemental data:</b>					
<b>Net assets end of year (000's)</b>	\$245,980	\$218,941	\$269,452	\$312,347	\$426,748
Expenses to average net assets <sup>(D)</sup>					
Excluding waiver and/or reimbursement and recapture	0.75%	0.78%	0.77%	0.78%	0.78%
Including waiver and/or reimbursement and recapture	0.65%	0.68%	0.67%	0.68%	0.68% <sup>(B)</sup>
Net investment income (loss) to average net assets	1.65%	2.47%	2.29%	2.00%	1.79% <sup>(B)</sup>
Portfolio turnover rate	20%	14%	34%	55%	34%

<sup>(A)</sup> Calculated based on average number of shares outstanding.

<sup>(B)</sup> Please reference the Custody Out-of-Pocket Expense section of the Notes to Financial Statements for more information regarding the reimbursement of custody fees. The amount of the reimbursement on a per share basis was immaterial to the class. The Expenses to average net assets including waiver and/or reimbursement and recapture ratio, and Net investment income (loss) to average net assets ratio would have been 0.00% higher and 0.00% lower, respectively, had the custodian not reimbursed the Fund.

<sup>(C)</sup> Total return has been calculated without deduction of the initial sales charge and contingent deferred sales charge.

<sup>(D)</sup> Does not include expenses of the underlying investments in which the Fund invests.



For a share outstanding during the years indicated:	Transamerica Intermediate Muni				
	Class C				
	October 31, 2020	October 31, 2019	October 31, 2018	October 31, 2017	October 31, 2016
<b>Net asset value, beginning of year</b>	\$11.78	\$11.03	\$11.38	\$11.54	\$11.28
<b>Investment operations:</b>					
Net investment income (loss) <sup>(A)</sup>	0.12	0.21	0.19	0.16	0.14 <sup>(B)</sup>
Net realized and unrealized gain (loss)	0.13	0.75	(0.35)	(0.09)	0.31
Total investment operations	0.25	0.96	(0.16)	0.07	0.45
<b>Dividends and/or distributions to shareholders:</b>					
Net investment income	(0.18)	(0.21)	(0.19)	(0.16)	(0.14)
Net realized gains	—	—	—	(0.07)	(0.05)
Return of capital	(0.03)	—	—	—	—
Total dividends and/or distributions to shareholders	(0.21)	(0.21)	(0.19)	(0.23)	(0.19)
<b>Net asset value, end of year</b>	\$11.82	\$11.78	\$11.03	\$11.38	\$11.54
<b>Total return<sup>(C)</sup></b>	2.10%	8.80%	(1.43)%	0.67%	4.00%
<b>Ratio and supplemental data:</b>					
<b>Net assets end of year (000's)</b>	\$138,959	\$143,332	\$148,672	\$180,744	\$199,784
Expenses to average net assets <sup>(D)</sup>					
Excluding waiver and/or reimbursement and recapture	1.52%	1.55%	1.53%	1.54%	1.53%
Including waiver and/or reimbursement and recapture	1.27%	1.30%	1.28%	1.29%	1.29% <sup>(B)</sup>
Net investment income (loss) to average net assets	1.03%	1.86%	1.67%	1.39%	1.18% <sup>(B)</sup>
Portfolio turnover rate	20%	14%	34%	55%	34%

<sup>(A)</sup> Calculated based on average number of shares outstanding.

<sup>(B)</sup> Please reference the Custody Out-of-Pocket Expense section of the Notes to Financial Statements for more information regarding the reimbursement of custody fees. The amount of the reimbursement on a per share basis was immaterial to the class. The Expenses to average net assets including waiver and/or reimbursement and recapture ratio, and Net investment income (loss) to average net assets ratio would have been 0.00% higher and 0.00% lower, respectively, had the custodian not reimbursed the Fund.

<sup>(C)</sup> Total return has been calculated without deduction of the contingent deferred sales charge.

<sup>(D)</sup> Does not include expenses of the underlying investments in which the Fund invests.

For a share outstanding during the years indicated:	Transamerica Intermediate Muni				
	Class I				
	October31, 2020	October31, 2019	October31, 2018	October31, 2017	October 31, 2016
<b>Net asset value, beginning of year</b>	\$11.85	\$11.11	\$11.46	\$11.62	\$11.36
<b>Investment operations:</b>					
Net investment income (loss) <sup>(A)</sup>	0.21	0.30	0.27	0.24	0.22 <sup>(B)</sup>
Net realized and unrealized gain (loss)	0.12	0.74	(0.35)	(0.09)	0.30
Total investment operations	0.33	1.04	(0.08)	0.15	0.52
<b>Dividends and/or distributions to shareholders:</b>					
Net investment income	(0.26)	(0.30)	(0.27)	(0.24)	(0.21)
Net realized gains	–	–	–	(0.07)	(0.05)
Return of capital	(0.04)	–	–	–	–
Total dividends and/or distributions to shareholders	(0.30)	(0.30)	(0.27)	(0.31)	(0.26)
<b>Net asset value, end of year</b>	\$11.88	\$11.85	\$11.11	\$11.46	\$11.62
<b>Total return</b>	2.81%	9.45%	(0.71)%	1.39%	4.62%
<b>Ratio and supplemental data:</b>					
<b>Net assets end of year (000's)</b>	\$1,888,406	\$1,354,326	\$999,826	\$914,290	\$833,151
Expenses to average net assets <sup>(C)</sup>					
Excluding waiver and/or reimbursement and recapture	0.56%	0.59%	0.58%	0.59%	0.59%
Including waiver and/or reimbursement and recapture	0.49%	0.56%	0.58%	0.59%	0.61% <sup>(B)</sup>
Net investment income (loss) to average net assets	1.80%	2.59%	2.38%	2.09%	1.86% <sup>(B)</sup>
Portfolio turnover rate	20%	14%	34%	55%	34%

<sup>(A)</sup> Calculated based on average number of shares outstanding.

<sup>(B)</sup> Please reference the Custody Out-of-Pocket Expense section of the Notes to Financial Statements for more information regarding the reimbursement of custody fees. The amount of the reimbursement on a per share basis was immaterial to the class. The Expenses to average net assets including waiver and/or reimbursement and recapture ratio, and Net investment income (loss) to average net assets ratio would have been 0.00% higher and 0.00% lower, respectively, had the custodian not reimbursed the Fund.

<sup>(C)</sup> Does not include expenses of the underlying investments in which the Fund invests.

For a share outstanding during the years indicated:	Transamerica International Equity				
	Class A				
	October 31, 2020	October 31, 2019	October 31, 2018	October 31, 2017	October 31, 2016
<b>Net asset value, beginning of year</b>	\$17.65	\$17.30	\$19.29	\$16.49	\$17.37
<b>Investment operations:</b>					
Net investment income (loss) <sup>(A)</sup>	0.20	0.32	0.33	0.43	0.29 <sup>(B)</sup>
Net realized and unrealized gain (loss)	(1.69)	0.83	(1.79)	2.61	(0.78)
Total investment operations	(1.49)	1.15	(1.46)	3.04	(0.49)
<b>Dividends and/or distributions to shareholders:</b>					
Net investment income	(0.43)	(0.28)	(0.53)	(0.20)	(0.30)
Net realized gains	—	(0.52)	—	(0.04)	(0.09)
Total dividends and/or distributions to shareholders	(0.43)	(0.80)	(0.53)	(0.24)	(0.39)
<b>Net asset value, end of year</b>	\$15.73	\$17.65	\$17.30	\$19.29	\$16.49
<b>Total return</b> <sup>(C)</sup>	(8.77)%	7.28%	(7.82)%	18.72%	(2.83)%
<b>Ratio and supplemental data:</b>					
<b>Net assets end of year (000's)</b>	\$147,674	\$153,300	\$202,462	\$274,610	\$313,394
Expenses to average net assets					
Excluding waiver and/or reimbursement and recapture	1.30%	1.28%	1.23%	1.20%	1.24%
Including waiver and/or reimbursement and recapture	1.25%	1.25%	1.22%	1.20%	1.30% <sup>(B)</sup>
Net investment income (loss) to average net assets	1.22%	1.94%	1.74%	2.43%	1.78% <sup>(B)</sup>
Portfolio turnover rate	18%	13%	21%	22%	19%

<sup>(A)</sup> Calculated based on average number of shares outstanding.

<sup>(B)</sup> Please reference the Custody Out-of-Pocket Expense section of the Notes to Financial Statements for more information regarding the reimbursement of custody fees. The amount of the reimbursement on a per share basis was immaterial to the class. The Expenses to average net assets including waiver and/or reimbursement and recapture ratio, and Net investment income (loss) to average net assets ratio would have been 0.00% higher and 0.00% lower, respectively, had the custodian not reimbursed the Fund.

<sup>(C)</sup> Total return has been calculated without deduction of the initial sales charge and contingent deferred sales charge.

For a share outstanding during the years indicated:	Transamerica International Equity				
	Class C				
	October 31, 2020	October 31, 2019	October 31, 2018	October 31, 2017	October 31, 2016
<b>Net asset value, beginning of year</b>	\$17.34	\$16.97	\$18.97	\$16.22	\$17.11
<b>Investment operations:</b>					
Net investment income (loss) <sup>(A)</sup>	0.07	0.19	0.21	0.29	0.17 <sup>(B)</sup>
Net realized and unrealized gain (loss)	(1.66)	0.83	(1.78)	2.58	(0.76)
Total investment operations	(1.59)	1.02	(1.57)	2.87	(0.59)
<b>Dividends and/or distributions to shareholders:</b>					
Net investment income	(0.29)	(0.13)	(0.43)	(0.08)	(0.21)
Net realized gains	—	(0.52)	—	(0.04)	(0.09)
Total dividends and/or distributions to shareholders	(0.29)	(0.65)	(0.43)	(0.12)	(0.30)
<b>Net asset value, end of year</b>	\$15.46	\$17.34	\$16.97	\$18.97	\$16.22
<b>Total return</b> <sup>(C)</sup>	(9.38)%	6.50%	(8.49)%	17.88%	(3.47)%
<b>Ratio and supplemental data:</b>					
<b>Net assets end of year (000's)</b>	\$27,884	\$46,960	\$64,847	\$72,542	\$60,630
Expenses to average net assets					
Excluding waiver and/or reimbursement and recapture	1.96%	1.96%	1.94%	1.94%	1.96%
Including waiver and/or reimbursement and recapture	1.96%	1.96%	1.94%	1.94%	1.96% <sup>(B)</sup>
Net investment income (loss) to average net assets	0.45%	1.15%	1.12%	1.64%	1.07% <sup>(B)</sup>
Portfolio turnover rate	18%	13%	21%	22%	19%

<sup>(A)</sup> Calculated based on average number of shares outstanding.

<sup>(B)</sup> Please reference the Custody Out-of-Pocket Expense section of the Notes to Financial Statements for more information regarding the reimbursement of custody fees. The amount of the reimbursement on a per share basis was immaterial to the class. The Expenses to average net assets including waiver and/or reimbursement and recapture ratio, and Net investment income (loss) to average net assets ratio would have been 0.00% higher and 0.00% lower, respectively, had the custodian not reimbursed the Fund.

<sup>(C)</sup> Total return has been calculated without deduction of the contingent deferred sales charge.

For a share outstanding during the years indicated:	Transamerica International Equity				
	Class I				
	October 31, 2020	October 31, 2019	October 31, 2018	October 31, 2017	October 31, 2016
<b>Net asset value, beginning of year</b>	\$17.89	\$17.54	\$19.55	\$16.73	\$17.60
<b>Investment operations:</b>					
Net investment income (loss) <sup>(A)</sup>	0.26	0.39	0.42	0.50	0.36 <sup>(B)</sup>
Net realized and unrealized gain (loss)	(1.70)	0.83	(1.83)	2.63	(0.79)
Total investment operations	(1.44)	1.22	(1.41)	3.13	(0.43)
<b>Dividends and/or distributions to shareholders:</b>					
Net investment income	(0.50)	(0.35)	(0.60)	(0.27)	(0.35)
Net realized gains	—	(0.52)	—	(0.04)	(0.09)
Total dividends and/or distributions to shareholders	(0.50)	(0.87)	(0.60)	(0.31)	(0.44)
<b>Net asset value, end of year</b>	\$15.95	\$17.89	\$17.54	\$19.55	\$16.73
<b>Total return</b>	(8.38)%	7.66%	(7.49)%	19.09%	(2.46)%
<b>Ratio and supplemental data:</b>					
<b>Net assets end of year (000's)</b>	\$1,891,398	\$2,210,381	\$2,495,943	\$2,242,175	\$1,552,632
Expenses to average net assets					
Excluding waiver and/or reimbursement and recapture	0.86%	0.86%	0.89%	0.89%	0.90%
Including waiver and/or reimbursement and recapture	0.86%	0.86%	0.89%	0.89%	0.90% <sup>(B)</sup>
Net investment income (loss) to average net assets	1.58%	2.31%	2.17%	2.77%	2.20% <sup>(B)</sup>
Portfolio turnover rate	18%	13%	21%	22%	19%

<sup>(A)</sup> Calculated based on average number of shares outstanding.

<sup>(B)</sup> Please reference the Custody Out-of-Pocket Expense section of the Notes to Financial Statements for more information regarding the reimbursement of custody fees. The amount of the reimbursement on a per share basis was immaterial to the class. The Expenses to average net assets including waiver and/or reimbursement and recapture ratio, and Net investment income (loss) to average net assets ratio would have been 0.00% higher and 0.00% lower, respectively, had the custodian not reimbursed the Fund.

For a share outstanding during the years indicated:	Transamerica International Equity				
	Class R6				
	October 31, 2020	October 31, 2019	October 31, 2018	October 31, 2017	October 31, 2016
<b>Net asset value, beginning of year</b>	\$18.09	\$17.73	\$19.76	\$16.90	\$17.62
<b>Investment operations:</b>					
Net investment income (loss) <sup>(A)</sup>	0.28	0.41	0.46	0.56	0.42 <sup>(B)</sup>
Net realized and unrealized gain (loss)	(1.72)	0.84	(1.87)	2.62	(0.84)
Total investment operations	(1.44)	1.25	(1.41)	3.18	(0.42)
Dividends and/or distributions to shareholders:					
Net investment income	(0.52)	(0.37)	(0.62)	(0.28)	(0.21)
Net realized gains	—	(0.52)	—	(0.04)	(0.09)
Total dividends and/or distributions to shareholders	(0.52)	(0.89)	(0.62)	(0.32)	(0.30)
<b>Net asset value, end of year</b>	<b>\$16.13</b>	<b>\$18.09</b>	<b>\$17.73</b>	<b>\$19.76</b>	<b>\$16.90</b>
<b>Total return</b>	<b>(8.31)%</b>	<b>7.76%</b>	<b>(7.43)%</b>	<b>19.24%</b>	<b>(2.37)%</b>
<b>Ratio and supplemental data:</b>					
<b>Net assets end of year (000's)</b>	<b>\$222,323</b>	<b>\$255,860</b>	<b>\$198,633</b>	<b>\$180,679</b>	<b>\$56,917</b>
Expenses to average net assets					
Excluding waiver and/or reimbursement and recapture	0.77%	0.77%	0.79%	0.79%	0.81%
Including waiver and/or reimbursement and recapture	0.77%	0.77%	0.79%	0.79%	0.80% <sup>(B)</sup>
Net investment income (loss) to average net assets	1.70%	2.42%	2.35%	3.06%	2.53% <sup>(B)</sup>
Portfolio turnover rate	18%	13%	21%	22%	19%

<sup>(A)</sup> Calculated based on average number of shares outstanding.

<sup>(B)</sup> Please reference the Custody Out-of-Pocket Expense section of the Notes to Financial Statements for more information regarding the reimbursement of custody fees. The amount of the reimbursement on a per share basis was immaterial to the class. The Expenses to average net assets including waiver and/or reimbursement and recapture ratio, and Net investment income (loss) to average net assets ratio would have been 0.00% higher and 0.00% lower, respectively, had the custodian not reimbursed the Fund.

For a share outstanding during the period and years indicated:	Transamerica International Growth		
	Class A		
	October 31, 2020	October 31, 2019	October 31, 2018 <sup>(A)</sup>
<b>Net asset value, beginning of period/year</b>	\$7.53	\$7.85	\$8.89
<b>Investment operations:</b>			
Net investment income (loss) <sup>(B)</sup>	0.08	0.14	0.09
Net realized and unrealized gain (loss)	0.28	0.75	(1.13)
Total investment operations	0.36	0.89	(1.04)
Dividends and/or distributions to shareholders:			
Net investment income	(0.12)	(0.11)	—
Net realized gains	—	(1.10)	—
Total dividends and/or distributions to shareholders	(0.12)	(1.21)	—
<b>Net asset value, end of period/year</b>	<b>\$7.77</b>	<b>\$7.53</b>	<b>\$7.85</b>
<b>Total return<sup>(C)</sup></b>	<b>4.81%</b>	<b>14.77%</b>	<b>(11.70)%<sup>(D)</sup></b>
<b>Ratio and supplemental data:</b>			
<b>Net assets end of period/year (000's)</b>	<b>\$190</b>	<b>\$106</b>	<b>\$48</b>
Expenses to average net assets			
Excluding waiver and/or reimbursement and recapture	1.74%	1.74%	1.43% <sup>(E)</sup>
Including waiver and/or reimbursement and recapture	1.20%	1.23%	1.30% <sup>(E)</sup>
Net investment income (loss) to average net assets	1.11%	2.06%	1.49% <sup>(E)</sup>
Portfolio turnover rate	28%	25%	119%

<sup>(A)</sup> Commenced operations on March 1, 2018.

<sup>(B)</sup> Calculated based on average number of shares outstanding.

<sup>(C)</sup> Total return has been calculated without deduction of the initial sales charge and contingent deferred sales charge.

<sup>(D)</sup> Not annualized.

<sup>(E)</sup> Annualized.

For a share outstanding during the period and years indicated:	Transamerica International Growth		
	Class I		
	October 31, 2020	October 31, 2019	October 31, 2018 <sup>(A)</sup>
<b>Net asset value, beginning of period/year</b>	\$7.55	\$7.86	\$8.89
<b>Investment operations:</b>			
Net investment income (loss) <sup>(B)</sup>	0.09	0.14	0.13
Net realized and unrealized gain (loss)	0.28	0.77	(1.16)
Total investment operations	0.37	0.91	(1.03)
Dividends and/or distributions to shareholders:			
Net investment income	(0.13)	(0.12)	—
Net realized gains	—	(1.10)	—
Total dividends and/or distributions to shareholders	(0.13)	(1.22)	—
<b>Net asset value, end of period/year</b>	<b>\$7.79</b>	<b>\$7.55</b>	<b>\$7.86</b>
<b>Total return</b>	<b>4.96%</b>	<b>14.99%</b>	<b>(11.59)%<sup>(C)</sup></b>
<b>Ratio and supplemental data:</b>			
<b>Net assets end of period/year (000's)</b>	<b>\$21</b>	<b>\$19</b>	<b>\$13</b>
Expenses to average net assets			
Excluding waiver and/or reimbursement and recapture	1.31%	1.43%	1.36% <sup>(D)</sup>
Including waiver and/or reimbursement and recapture	1.03%	1.05%	1.05% <sup>(D)</sup>
Net investment income (loss) to average net assets	1.24%	1.93%	2.27% <sup>(D)</sup>
Portfolio turnover rate	28%	25%	119%

<sup>(A)</sup> Commenced operations on March 1, 2018.

<sup>(B)</sup> Calculated based on average number of shares outstanding.

<sup>(C)</sup> Not annualized.

<sup>(D)</sup> Annualized.



For a share outstanding during the period and years indicated:	Transamerica International Growth		
	Class R6		
	October 31, 2020	October 31, 2019	October 31, 2018 <sup>(A)</sup>
<b>Net asset value, beginning of period/year</b>	\$7.57	\$7.87	\$8.89
<b>Investment operations:</b>			
Net investment income (loss) <sup>(B)</sup>	0.11	0.16	0.16
Net realized and unrealized gain (loss)	0.28	0.77	(1.18)
Total investment operations	0.39	0.93	(1.02)
Dividends and/or distributions to shareholders:			
Net investment income	(0.15)	(0.13)	—
Net realized gains	—	(1.10)	—
Total dividends and/or distributions to shareholders	(0.15)	(1.23)	—
<b>Net asset value, end of period/year</b>	<b>\$7.81</b>	<b>\$7.57</b>	<b>\$7.87</b>
<b>Total return</b>	<b>5.19%</b>	<b>15.35%</b>	<b>(11.47)%<sup>(C)</sup></b>
<b>Ratio and supplemental data:</b>			
<b>Net assets end of period/year (000's)</b>	<b>\$11</b>	<b>\$10</b>	<b>\$9</b>
Expenses to average net assets	0.81%	0.80%	0.83% <sup>(D)</sup>
Net investment income (loss) to average net assets	1.46%	2.26%	2.72% <sup>(D)</sup>
Portfolio turnover rate	28%	25%	119%

(A) Commenced operations on March 1, 2018.

(B) Calculated based on average number of shares outstanding.

(C) Not annualized.

(D) Annualized.

For a share outstanding during the years indicated:	Transamerica International Small Cap Value				
	Class I				
	October 31, 2020	October 31, 2019	October 31, 2018	October 31, 2017	October 31, 2016
<b>Net asset value, beginning of year</b>	\$12.60	\$12.44	\$13.67	\$11.39	\$12.40
<b>Investment operations:</b>					
Net investment income (loss) <sup>(A)</sup>	0.13	0.24	0.27	0.18	0.25 <sup>(B)</sup>
Net realized and unrealized gain (loss)	(0.51)	0.83	(1.08)	2.42	(0.55)
Total investment operations	(0.38)	1.07	(0.81)	2.60	(0.30)
<b>Dividends and/or distributions to shareholders:</b>					
Net investment income	(0.28)	(0.22)	(0.42)	(0.24)	(0.29)
Net realized gains	—	(0.69)	—	(0.08)	(0.42)
Total dividends and/or distributions to shareholders	(0.28)	(0.91)	(0.42)	(0.32)	(0.71)
<b>Net asset value, end of year</b>	\$11.94	\$12.60	\$12.44	\$13.67	\$11.39
<b>Total return</b>	(3.21)%	9.84%	(6.20)%	23.51%	(2.48)%
<b>Ratio and supplemental data:</b>					
<b>Net assets end of year (000's)</b>	\$232,368	\$105,692	\$291,455	\$326,445	\$273,540
Expenses to average net assets					
Excluding waiver and/or reimbursement and recapture	1.11%	1.10%	1.12%	1.12%	1.12%
Including waiver and/or reimbursement and recapture	1.11%	1.10%	1.12%	1.12%	1.11% <sup>(B)</sup>
Net investment income (loss) to average net assets	1.09%	2.07%	1.92%	1.48%	2.18% <sup>(B)</sup>
Portfolio turnover rate	30%	18%	20%	25%	20%

<sup>(A)</sup> Calculated based on average number of shares outstanding.

<sup>(B)</sup> Please reference the Custody Out-of-Pocket Expense section of the Notes to Financial Statements for more information regarding the reimbursement of custody fees. The amount of the reimbursement on a per share basis was immaterial to the class. The Expenses to average net assets including waiver and/or reimbursement and recapture ratio, and Net investment income (loss) to average net assets ratio would have been 0.00% higher and 0.00% lower, respectively, had the custodian not reimbursed the Fund.

For a share outstanding during the period and years indicated:	Transamerica International Stock		
	Class A		
	October31, 2020	October31, 2019	October31, 2018 <sup>(A)</sup>
<b>Net asset value, beginning of period/year</b>	\$9.60	\$9.19	\$10.00
<b>Investment operations:</b>			
Net investment income (loss) <sup>(B)</sup>	0.14	0.18	(0.01)
Net realized and unrealized gain (loss)	(1.12)	0.24	(0.80)
Total investment operations	(0.98)	0.42	(0.81)
Dividends and/or distributions to shareholders:			
Net investment income	—	(0.01)	—
<b>Net asset value, end of period/year</b>	\$8.62	\$9.60	\$9.19
<b>Total return</b> <sup>(C)</sup>	(10.21)%	4.59%	(8.10)% <sup>(D)</sup>
<b>Ratio and supplemental data:</b>			
<b>Net assets end of period/year (000's)</b>	\$473	\$498	\$459
Expenses to average net assets <sup>(E)</sup>			
Excluding waiver and/or reimbursement and recapture	1.20%	3.11%	14.60% <sup>(F)</sup>
Including waiver and/or reimbursement and recapture	1.25%	1.24%	1.25% <sup>(F)</sup>
Net investment income (loss) to average net assets	1.60%	1.95%	(0.74)% <sup>(F)</sup>
Portfolio turnover rate	49%	35%	2% <sup>(D)</sup>

<sup>(A)</sup> Commenced operations on September 28, 2018.

<sup>(B)</sup> Calculated based on average number of shares outstanding.

<sup>(C)</sup> Total return has been calculated without deduction of the initial sales charge and contingent deferred sales charge.

<sup>(D)</sup> Not annualized.

<sup>(E)</sup> Does not include expenses of the underlying investments in which the Fund invests.

<sup>(F)</sup> Annualized.

For a share outstanding during the period and years indicated:	Transamerica International Stock		
	Class I		
	October 31, 2020	October 31, 2019	October 31, 2018 <sup>(A)</sup>
<b>Net asset value, beginning of period/year</b>	\$9.62	\$9.19	\$10.00
<b>Investment operations:</b>			
Net investment income (loss) <sup>(B)</sup>	0.17	0.20	(0.00) <sup>(C)</sup>
Net realized and unrealized gain (loss)	(1.13)	0.24	(0.81)
Total investment operations	(0.96)	0.44	(0.81)
Dividends and/or distributions to shareholders:			
Net investment income	(0.01)	(0.01)	—
<b>Net asset value, end of period/year</b>	\$8.65	\$9.62	\$9.19
<b>Total return</b>	(9.98)%	4.81%	(8.10)% <sup>(D)</sup>
<b>Ratio and supplemental data:</b>			
<b>Net assets end of period/year (000's)</b>	\$439	\$501	\$459
Expenses to average net assets <sup>(E)</sup>			
Excluding waiver and/or reimbursement and recapture	1.03%	2.95%	14.44% <sup>(F)</sup>
Including waiver and/or reimbursement and recapture	1.00%	0.99%	1.00% <sup>(F)</sup>
Net investment income (loss) to average net assets	1.83%	2.21%	(0.49)% <sup>(F)</sup>
Portfolio turnover rate	49%	35%	2% <sup>(D)</sup>

<sup>(A)</sup> Commenced operations on September 28, 2018.

<sup>(B)</sup> Calculated based on average number of shares outstanding.

<sup>(C)</sup> Rounds to less than \$0.01 or \$(0.01).

<sup>(D)</sup> Not annualized.

<sup>(E)</sup> Does not include expenses of the underlying investments in which the Fund invests.

<sup>(F)</sup> Annualized.

For a share outstanding during the period and years indicated:	Transamerica International Stock		
	Class R6		
	October31, 2020	October31, 2019	October31, 2018 <sup>(A)</sup>
<b>Net asset value, beginning of period/year</b>	\$9.62	\$9.19	\$10.00
<b>Investment operations:</b>			
Net investment income (loss) <sup>(B)</sup>	0.17	0.20	(0.00) <sup>(C)</sup>
Net realized and unrealized gain (loss)	(1.13)	0.24	(0.81)
Total investment operations	(0.96)	0.44	(0.81)
Dividends and/or distributions to shareholders:			
Net investment income	(0.01)	(0.01)	—
<b>Net asset value, end of period/year</b>	\$8.65	\$9.62	\$9.19
<b>Total return</b>	(9.98)%	4.81%	(8.10)% <sup>(D)</sup>
<b>Ratio and supplemental data:</b>			
<b>Net assets end of period/year (000's)</b>	\$434	\$482	\$460
Expenses to average net assets <sup>(E)</sup>			
Excluding waiver and/or reimbursement and recapture	0.93%	2.85%	14.35% <sup>(F)</sup>
Including waiver and/or reimbursement and recapture	1.00%	0.99%	1.00% <sup>(F)</sup>
Net investment income (loss) to average net assets	1.85%	2.20%	(0.50)% <sup>(F)</sup>
<b>Portfolio turnover rate</b>	49%	35%	2% <sup>(D)</sup>

<sup>(A)</sup> Commenced operations on September 28, 2018.

<sup>(B)</sup> Calculated based on average number of shares outstanding.

<sup>(C)</sup> Rounds to less than \$0.01 or \$(0.01).

<sup>(D)</sup> Not annualized.

<sup>(E)</sup> Does not include expenses of the underlying investments in which the Fund invests.

<sup>(F)</sup> Annualized.

For a share outstanding during the years indicated:	Transamerica Large Cap Value				
	Class A				
	October 31, 2020	October 31, 2019	October 31, 2018	October 31, 2017	October 31, 2016
<b>Net asset value, beginning of year</b>	\$10.97	\$12.09	\$13.56	\$12.36	\$12.71
<b>Investment operations:</b>					
Net investment income (loss) <sup>(A)</sup>	0.19	0.19	0.14	0.14	0.14 <sup>(B)</sup>
Net realized and unrealized gain (loss)	(1.57)	(0.02) <sup>(C)</sup>	(0.04)	2.28	0.98
Total investment operations	(1.38)	0.17	0.10	2.42	1.12
Dividends and/or distributions to shareholders:					
Net investment income	(0.18)	(0.19)	(0.12)	(0.17)	(0.15)
Net realized gains	(0.31)	(1.10)	(1.45)	(1.05)	(1.32)
Total dividends and/or distributions to shareholders	(0.49)	(1.29)	(1.57)	(1.22)	(1.47)
<b>Net asset value, end of year</b>	<b>\$9.10</b>	<b>\$10.97</b>	<b>\$12.09</b>	<b>\$13.56</b>	<b>\$12.36</b>
<b>Total return<sup>(D)</sup></b>	<b>(13.06)%</b>	<b>2.51%</b>	<b>0.56%</b>	<b>20.29%</b>	<b>9.83%</b>
<b>Ratio and supplemental data:</b>					
<b>Net assets end of year (000's)</b>	<b>\$50,011</b>	<b>\$81,213</b>	<b>\$95,523</b>	<b>\$103,851</b>	<b>\$71,700</b>
Expenses to average net assets					
Excluding waiver and/or reimbursement and recapture	1.07%	1.08%	1.08%	1.06%	1.05%
Including waiver and/or reimbursement and recapture	1.07% <sup>(E)</sup>	1.08%	1.08%	1.06%	1.04% <sup>(B)</sup>
Net investment income (loss) to average net assets	1.93%	1.69%	1.06%	1.11%	1.16% <sup>(B)</sup>
Portfolio turnover rate	184%	162%	139%	128%	127%

(A) Calculated based on average number of shares outstanding.

(B) Please reference the Custody Out-of-Pocket Expense section of the Notes to Financial Statements for more information regarding the reimbursement of custody fees. The amount of the reimbursement on a per share basis was immaterial to the class. The Expenses to average net assets including waiver and/or reimbursement and recapture ratio, and Net investment income (loss) to average net assets ratio would have been 0.01% higher and 0.01% lower, respectively, had the custodian not reimbursed the Fund.

(C) The amount of net realized and unrealized gain/(loss) per share does not correspond with the amounts reported within the Statements of Changes due to the timing of purchases and redemptions of Fund shares and fluctuating market values during the period.

(D) Total return has been calculated without deduction of the initial sales charge and contingent deferred sales charge.

(E) Waiver and/or reimbursement rounds to less than 0.01%.

For a share outstanding during the years indicated:	Transamerica Large Cap Value				
	Class C				
	October 31, 2020	October 31, 2019	October 31, 2018	October 31, 2017	October 31, 2016
<b>Net asset value, beginning of year</b>	\$10.90	\$12.01	\$13.48	\$12.31	\$12.67
<b>Investment operations:</b>					
Net investment income (loss) <sup>(A)</sup>	0.12	0.11	0.04	0.04	0.05 <sup>(B)</sup>
Net realized and unrealized gain (loss)	(1.57)	(0.02) <sup>(C)</sup>	(0.02)	2.27	0.98
Total investment operations	(1.45)	0.09	0.02	2.31	1.03
Dividends and/or distributions to shareholders:					
Net investment income	(0.09)	(0.10)	(0.04)	(0.09)	(0.07)
Net realized gains	(0.31)	(1.10)	(1.45)	(1.05)	(1.32)
Total dividends and/or distributions to shareholders	(0.40)	(1.20)	(1.49)	(1.14)	(1.39)
<b>Net asset value, end of year</b>	<b>\$9.05</b>	<b>\$10.90</b>	<b>\$12.01</b>	<b>\$13.48</b>	<b>\$12.31</b>
<b>Total return<sup>(D)</sup></b>	<b>(13.77)%</b>	<b>1.81%</b>	<b>(0.16)%</b>	<b>19.37%</b>	<b>9.00%</b>
<b>Ratio and supplemental data:</b>					
<b>Net assets end of year (000's)</b>	<b>\$14,804</b>	<b>\$38,234</b>	<b>\$49,839</b>	<b>\$49,014</b>	<b>\$22,482</b>
Expenses to average net assets					
Excluding waiver and/or reimbursement and recapture	1.83%	1.82%	1.80%	1.79%	1.80%
Including waiver and/or reimbursement and recapture	1.83% <sup>(E)</sup>	1.82%	1.80%	1.79%	1.80% <sup>(B)</sup>
Net investment income (loss) to average net assets	1.21%	0.96%	0.33%	0.30%	0.43% <sup>(B)</sup>
Portfolio turnover rate	184%	162%	139%	128%	127%

<sup>(A)</sup> Calculated based on average number of shares outstanding.

<sup>(B)</sup> Please reference the Custody Out-of-Pocket Expense section of the Notes to Financial Statements for more information regarding the reimbursement of custody fees. The amount of the reimbursement on a per share basis was immaterial to the class. The Expenses to average net assets including waiver and/or reimbursement and recapture ratio, and Net investment income (loss) to average net assets ratio would have been 0.01% higher and 0.01% lower, respectively, had the custodian not reimbursed the Fund.

<sup>(C)</sup> The amount of net realized and unrealized gain/(loss) per share does not correspond with the amounts reported within the Statements of Changes due to the timing of purchases and redemptions of Fund shares and fluctuating market values during the period.

<sup>(D)</sup> Total return has been calculated without deduction of the contingent deferred sales charge.

<sup>(E)</sup> Waiver and/or reimbursement rounds to less than 0.01%.

For a share outstanding during the years indicated:	Transamerica Large Cap Value				
	Class I				
	October 31, 2020	October 31, 2019	October 31, 2018	October 31, 2017	October 31, 2016
<b>Net asset value, beginning of year</b>	\$11.05	\$12.16	\$13.64	\$12.43	\$12.77
<b>Investment operations:</b>					
Net investment income (loss) <sup>(A)</sup>	0.24	0.23	0.17	0.15	0.17 <sup>(B)</sup>
Net realized and unrealized gain (loss)	(1.59)	(0.02) <sup>(C)</sup>	(0.04)	2.31	0.99
Total investment operations	(1.35)	0.21	0.13	2.46	1.16
Dividends and/or distributions to shareholders:					
Net investment income	(0.22)	(0.22)	(0.16)	(0.20)	(0.18)
Net realized gains	(0.31)	(1.10)	(1.45)	(1.05)	(1.32)
Total dividends and/or distributions to shareholders	(0.53)	(1.32)	(1.61)	(1.25)	(1.50)
<b>Net asset value, end of year</b>	\$9.17	\$11.05	\$12.16	\$13.64	\$12.43
<b>Total return</b>	(12.67)%	2.88%	0.78%	20.55%	10.14%
<b>Ratio and supplemental data:</b>					
<b>Net assets end of year (000's)</b>	\$72,131	\$251,629	\$375,161	\$245,508	\$56,161
Expenses to average net assets					
Excluding waiver and/or reimbursement and recapture	0.77%	0.79%	0.80%	0.79%	0.79%
Including waiver and/or reimbursement and recapture	0.68% <sup>(D)</sup>	0.77% <sup>(D)</sup>	0.80%	0.79%	0.78% <sup>(B)</sup>
Net investment income (loss) to average net assets	2.38%	2.02%	1.31%	1.17%	1.37% <sup>(B)</sup>
Portfolio turnover rate	184%	162%	139%	128%	127%

<sup>(A)</sup> Calculated based on average number of shares outstanding.

<sup>(B)</sup> Please reference the Custody Out-of-Pocket Expense section of the Notes to Financial Statements for more information regarding the reimbursement of custody fees. The amount of the reimbursement on a per share basis was immaterial to the class. The Expenses to average net assets including waiver and/or reimbursement and recapture ratio, and Net investment income (loss) to average net assets ratio would have been 0.01% higher and 0.01% lower, respectively, had the custodian not reimbursed the Fund.

<sup>(C)</sup> The amount of net realized and unrealized gain/(loss) per share does not correspond with the amounts reported within the Statements of Changes due to the timing of purchases and redemptions of Fund shares and fluctuating market values during the period.

<sup>(D)</sup> TAM has contractually agreed to reimburse 0.09% of the sub-transfer agency fees through March 1, 2021. These amounts are not subject to recapture by TAM.



For a share outstanding during the years indicated:	Transamerica Large Cap Value				
	Class R6				
	October 31, 2020	October 31, 2019	October 31, 2018	October 31, 2017	October 31, 2016
<b>Net asset value, beginning of year</b>	\$11.04	\$12.16	\$13.63	\$12.42	\$12.76
<b>Investment operations:</b>					
Net investment income (loss) <sup>(A)</sup>	0.22	0.23	0.18	0.17	0.15 <sup>(B)</sup>
Net realized and unrealized gain (loss)	(1.57)	(0.02) <sup>(C)</sup>	(0.02)	2.30	1.02
Total investment operations	(1.35)	0.21	0.16	2.47	1.17
Dividends and/or distributions to shareholders:					
Net investment income	(0.22)	(0.23)	(0.18)	(0.21)	(0.19)
Net realized gains	(0.31)	(1.10)	(1.45)	(1.05)	(1.32)
Total dividends and/or distributions to shareholders	(0.53)	(1.33)	(1.63)	(1.26)	(1.51)
<b>Net asset value, end of year</b>	\$9.16	\$11.04	\$12.16	\$13.63	\$12.42
<b>Total return</b>	(12.66)%	2.90%	0.96%	20.66%	10.25%
<b>Ratio and supplemental data:</b>					
<b>Net assets end of year (000's)</b>	\$25,121	\$30,426	\$27,069	\$16,356	\$3,391
Expenses to average net assets					
Excluding waiver and/or reimbursement and recapture	0.66%	0.69%	0.69%	0.69%	0.69%
Including waiver and/or reimbursement and recapture	0.66% <sup>(D)</sup>	0.69%	0.69%	0.69%	0.68% <sup>(B)</sup>
Net investment income (loss) to average net assets	2.30%	2.06%	1.42%	1.29%	1.25% <sup>(B)</sup>
Portfolio turnover rate	184%	162%	139%	128%	127%

<sup>(A)</sup> Calculated based on average number of shares outstanding.

<sup>(B)</sup> Please reference the Custody Out-of-Pocket Expense section of the Notes to Financial Statements for more information regarding the reimbursement of custody fees. The amount of the reimbursement on a per share basis was immaterial to the class. The Expenses to average net assets including waiver and/or reimbursement and recapture ratio, and Net investment income (loss) to average net assets ratio would have been 0.01% higher and 0.01% lower, respectively, had the custodian not reimbursed the Fund.

<sup>(C)</sup> The amount of net realized and unrealized gain/(loss) per share does not correspond with the amounts reported within the Statements of Changes due to the timing of purchases and redemptions of Fund shares and fluctuating market values during the period.

<sup>(D)</sup> Waiver and/or reimbursement rounds to less than 0.01%.

For a share outstanding during the period and years indicated:	Transamerica Mid Cap Growth			
	Class A			
	October 31, 2020	October 31, 2019	October 31, 2018	October 31, 2017 <sup>(A)</sup>
<b>Net asset value, beginning of period/year</b>	\$10.33	\$12.98	\$14.14	\$13.12
<b>Investment operations:</b>				
Net investment income (loss) <sup>(B)</sup>	(0.07)	(0.06)	(0.01)	(0.01)
Net realized and unrealized gain (loss)	1.83	1.58	(0.91) <sup>(C)</sup>	1.03
Total investment operations	1.76	1.52	(0.92)	1.02
Dividends and/or distributions to shareholders:				
Net investment income	—	(0.01)	(0.01)	—
Net realized gains	(0.18)	(4.16)	(0.23)	—
Total dividends and/or distributions to shareholders	(0.18)	(4.17)	(0.24)	—
<b>Net asset value, end of period/year</b>	\$11.91	\$10.33	\$12.98	\$14.14
<b>Total return<sup>(D)</sup></b>	17.25%	23.15%	(6.88)%	7.77% <sup>(E)</sup>
<b>Ratio and supplemental data:</b>				
<b>Net assets end of period/year (000's)</b>	\$12,670	\$11,984	\$8,997	\$9,903
Expenses to average net assets				
Excluding waiver and/or reimbursement and recapture	1.19%	1.31%	1.28%	1.30% <sup>(F)</sup>
Including waiver and/or reimbursement and recapture	1.19%	1.20%	1.10%	1.30% <sup>(F)</sup>
Net investment income (loss) to average net assets	(0.68)%	(0.62)%	(0.04)%	(0.10)% <sup>(F)</sup>
Portfolio turnover rate	91%	136%	61%	30% <sup>(E)</sup>

(A) Commenced operations on March 10, 2017.

(B) Calculated based on average number of shares outstanding.

(C) The amount of net realized and unrealized gain/(loss) per share does not correspond with the amounts reported within the Statements of Changes due to the timing of purchases and redemptions of Fund shares and fluctuating market values during the period.

(D) Total return has been calculated without deduction of the initial sales charge and contingent deferred sales charge.

(E) Not annualized.

(F) Annualized.

For a share outstanding during the period and years indicated:	Transamerica Mid Cap Growth			
	Class C			
	October 31, 2020	October 31, 2019	October 31, 2018	October 31, 2017 <sup>(A)</sup>
<b>Net asset value, beginning of period/year</b>	\$9.74	\$12.55	\$13.77	\$12.84
<b>Investment operations:</b>				
Net investment income (loss) <sup>(B)</sup>	(0.14)	(0.12)	(0.11)	(0.07)
Net realized and unrealized gain (loss)	1.72	1.47	(0.88) <sup>(C)</sup>	1.00
Total investment operations	1.58	1.35	(0.99)	0.93
Dividends and/or distributions to shareholders:				
Net realized gains	(0.18)	(4.16)	(0.23)	—
<b>Net asset value, end of period/year</b>	\$11.14	\$9.74	\$12.55	\$13.77
<b>Total return<sup>(D)</sup></b>	16.43%	22.29%	(7.58)%	7.24% <sup>(E)</sup>
<b>Ratio and supplemental data:</b>				
<b>Net assets end of period/year (000's)</b>	\$1,341	\$1,370	\$1,268	\$1,448
Expenses to average net assets				
Excluding waiver and/or reimbursement and recapture	1.94%	2.06%	2.05%	2.05% <sup>(F)</sup>
Including waiver and/or reimbursement and recapture	1.94%	1.93%	1.85%	2.05% <sup>(F)</sup>
Net investment income (loss) to average net assets	(1.43)%	(1.34)%	(0.79)%	(0.85)% <sup>(F)</sup>
Portfolio turnover rate	91%	136%	61%	30% <sup>(E)</sup>

<sup>(A)</sup> Commenced operations on March 10, 2017.

<sup>(B)</sup> Calculated based on average number of shares outstanding.

<sup>(C)</sup> The amount of net realized and unrealized gain/(loss) per share does not correspond with the amounts reported within the Statements of Changes due to the timing of purchases and redemptions of Fund shares and fluctuating market values during the period.

<sup>(D)</sup> Total return has been calculated without deduction of the contingent deferred sales charge.

<sup>(E)</sup> Not annualized.

<sup>(F)</sup> Annualized.

For a share outstanding during the period and years indicated:	Transamerica Mid Cap Growth			
	Class I			
	October 31, 2020	October 31, 2019	October 31, 2018	October 31, 2017 <sup>(A)</sup>
<b>Net asset value, beginning of period/year</b>	\$10.46	\$13.09	\$14.27	\$13.21
<b>Investment operations:</b>				
Net investment income (loss) <sup>(B)</sup>	(0.04)	(0.03)	0.03	0.02
Net realized and unrealized gain (loss)	1.86	1.60	(0.93) <sup>(C)</sup>	1.04
Total investment operations	1.82	1.57	(0.90)	1.06
Dividends and/or distributions to shareholders:				
Net investment income	–	(0.04)	(0.05)	–
Net realized gains	(0.18)	(4.16)	(0.23)	–
Total dividends and/or distributions to shareholders	(0.18)	(4.20)	(0.28)	–
<b>Net asset value, end of period/year</b>	\$12.10	\$10.46	\$13.09	\$14.27
<b>Total return</b>	17.61%	23.45%	(6.64)%	8.02% <sup>(D)</sup>
<b>Ratio and supplemental data:</b>				
<b>Net assets end of period/year (000's)</b>	\$1,488	\$769	\$664	\$664
Expenses to average net assets				
Excluding waiver and/or reimbursement and recapture	0.88%	1.00%	0.99%	0.98% <sup>(E)</sup>
Including waiver and/or reimbursement and recapture	0.88%	0.90%	0.85%	0.98% <sup>(E)</sup>
Net investment income (loss) to average net assets	(0.38)%	(0.32)%	0.20%	0.22% <sup>(E)</sup>
Portfolio turnover rate	91%	136%	61%	30% <sup>(D)</sup>

<sup>(A)</sup> Commenced operations on March 10, 2017.

<sup>(B)</sup> Calculated based on average number of shares outstanding.

<sup>(C)</sup> The amount of net realized and unrealized gain/(loss) per share does not correspond with the amounts reported within the Statements of Changes due to the timing of purchases and redemptions of Fund shares and fluctuating market values during the period.

<sup>(D)</sup> Not annualized.

<sup>(E)</sup> Annualized.

For a share outstanding during the years indicated:	Transamerica Mid Cap Value Opportunities				
	Class A				
	October 31, 2020	October 31, 2019	October 31, 2018	October 31, 2017	October 31, 2016
<b>Net asset value, beginning of year</b>	\$11.63	\$11.53	\$11.86	\$11.80	\$11.37
<b>Investment operations:</b>					
Net investment income (loss) <sup>(A)</sup>	0.09	0.11	0.09	0.07	0.06 <sup>(B)</sup>
Net realized and unrealized gain (loss)	(1.29)	0.83	0.50	0.95	0.78
Total investment operations	(1.20)	0.94	0.59	1.02	0.84
<b>Dividends and/or distributions to shareholders:</b>					
Net investment income	(0.04)	(0.11)	(0.09)	(0.12)	(0.14)
Net realized gains	(0.34)	(0.73)	(0.83)	(0.84)	(0.27)
Total dividends and/or distributions to shareholders	(0.38)	(0.84)	(0.92)	(0.96)	(0.41)
<b>Net asset value, end of year</b>	\$10.05	\$11.63	\$11.53	\$11.86	\$11.80
<b>Total return</b> <sup>(C)</sup>	(10.80)%	9.64%	4.75%	8.77%	7.72%
<b>Ratio and supplemental data:</b>					
<b>Net assets end of year (000's)</b>	\$14,788	\$22,143	\$108,568	\$116,047	\$75,556
Expenses to average net assets					
Excluding waiver and/or reimbursement and recapture	1.31%	1.33%	1.25%	1.09%	1.08%
Including waiver and/or reimbursement and recapture	1.20%	1.11%	1.05%	1.09%	1.08% <sup>(B)</sup>
Net investment income (loss) to average net assets	0.86%	1.01%	0.78%	0.57%	0.55% <sup>(B)</sup>
Portfolio turnover rate	82%	77%	85%	76%	95%

<sup>(A)</sup> Calculated based on average number of shares outstanding.

<sup>(B)</sup> Please reference the Custody Out-of-Pocket Expense section of the Notes to Financial Statements for more information regarding the reimbursement of custody fees. The amount of the reimbursement on a per share basis was immaterial to the class. The Expenses to average net assets including waiver and/or reimbursement and recapture ratio, and Net investment income (loss) to average net assets ratio would have been 0.00% higher and 0.00% lower, respectively, had the custodian not reimbursed the Fund.

<sup>(C)</sup> Total return has been calculated without deduction of the initial sales charge and contingent deferred sales charge.

For a share outstanding during the years indicated:	Transamerica Mid Cap Value Opportunities				
	Class C				
	October 31, 2020	October 31, 2019	October 31, 2018	October 31, 2017	October 31, 2016
<b>Net asset value, beginning of year</b>	\$11.48	\$11.35	\$11.71	\$11.70	\$11.31
<b>Investment operations:</b>					
Net investment income (loss) <sup>(A)</sup>	0.02	(0.00) <sup>(B)</sup>	0.01	(0.03)	(0.04) <sup>(C)</sup>
Net realized and unrealized gain (loss)	(1.28)	0.88	0.48	0.95	0.79
Total investment operations	(1.26)	0.88	0.49	0.92	0.75
Dividends and/or distributions to shareholders:					
Net investment income	(0.01)	(0.02)	(0.02)	(0.07)	(0.09)
Net realized gains	(0.34)	(0.73)	(0.83)	(0.84)	(0.27)
Total dividends and/or distributions to shareholders	(0.35)	(0.75)	(0.85)	(0.91)	(0.36)
<b>Net asset value, end of year</b>	<b>\$9.87</b>	<b>\$11.48</b>	<b>\$11.35</b>	<b>\$11.71</b>	<b>\$11.70</b>
<b>Total return<sup>(D)</sup></b>	<b>(11.43)%</b>	<b>9.00%</b>	<b>4.00%</b>	<b>7.95%</b>	<b>6.87%</b>
<b>Ratio and supplemental data:</b>					
<b>Net assets end of year (000's)</b>	<b>\$13,167</b>	<b>\$19,808</b>	<b>\$17,476</b>	<b>\$17,808</b>	<b>\$7,104</b>
Expenses to average net assets					
Excluding waiver and/or reimbursement and recapture	1.91%	1.89%	1.88%	1.89%	1.90%
Including waiver and/or reimbursement and recapture	1.91%	1.86%	1.80%	1.89%	1.90% <sup>(C)</sup>
Net investment income (loss) to average net assets	0.16%	(0.04)%	0.06%	(0.29)%	(0.37)% <sup>(C)</sup>
Portfolio turnover rate	82%	77%	85%	76%	95%

<sup>(A)</sup> Calculated based on average number of shares outstanding.

<sup>(B)</sup> Rounds to less than \$0.01 or \$(0.01).

<sup>(C)</sup> Please reference the Custody Out-of-Pocket Expense section of the Notes to Financial Statements for more information regarding the reimbursement of custody fees. The amount of the reimbursement on a per share basis was immaterial to the class. The Expenses to average net assets including waiver and/or reimbursement and recapture ratio, and Net investment income (loss) to average net assets ratio would have been 0.00% higher and 0.00% lower, respectively, had the custodian not reimbursed the Fund.

<sup>(D)</sup> Total return has been calculated without deduction of the contingent deferred sales charge.

For a share outstanding during the years indicated:	Transamerica Mid Cap Value Opportunities				
	Class I				
	October 31, 2020	October 31, 2019	October 31, 2018	October 31, 2017	October 31, 2016
<b>Net asset value, beginning of year</b>	\$11.73	\$11.60	\$11.93	\$11.85	\$11.41
<b>Investment operations:</b>					
Net investment income (loss) <sup>(A)</sup>	0.12	0.11	0.13	0.10	0.11 <sup>(B)</sup>
Net realized and unrealized gain (loss)	(1.28)	0.89	0.49	0.95	0.75
Total investment operations	(1.16)	1.00	0.62	1.05	0.86
<b>Dividends and/or distributions to shareholders:</b>					
Net investment income	(0.12)	(0.14)	(0.12)	(0.13)	(0.15)
Net realized gains	(0.34)	(0.73)	(0.83)	(0.84)	(0.27)
Total dividends and/or distributions to shareholders	(0.46)	(0.87)	(0.95)	(0.97)	(0.42)
<b>Net asset value, end of year</b>	\$10.11	\$11.73	\$11.60	\$11.93	\$11.85
<b>Total return</b>	(10.48)%	9.99%	5.16%	8.94%	8.00%
<b>Ratio and supplemental data:</b>					
<b>Net assets end of year (000's)</b>	\$475,103	\$512,150	\$368,787	\$394,378	\$298,589
Expenses to average net assets					
Excluding waiver and/or reimbursement and recapture	0.85%	0.85%	0.85%	0.86%	0.86%
Including waiver and/or reimbursement and recapture	0.85%	0.84%	0.80%	0.86%	0.86% <sup>(B)</sup>
Net investment income (loss) to average net assets	1.16%	0.94%	1.09%	0.79%	0.97% <sup>(B)</sup>
Portfolio turnover rate	82%	77%	85%	76%	95%

<sup>(A)</sup> Calculated based on average number of shares outstanding.

<sup>(B)</sup> Please reference the Custody Out-of-Pocket Expense section of the Notes to Financial Statements for more information regarding the reimbursement of custody fees. The amount of the reimbursement on a per share basis was immaterial to the class. The Expenses to average net assets including waiver and/or reimbursement and recapture ratio, and Net investment income (loss) to average net assets ratio would have been 0.00% higher and 0.00% lower, respectively, had the custodian not reimbursed the Fund.

For a share outstanding during the period and years indicated:	Transamerica Mid Cap Value Opportunities				
	Class R6				
	October 31, 2020	October 31, 2019	October 31, 2018	October 31, 2017	October 31, 2016 <sup>(A)</sup>
<b>Net asset value, beginning of period/year</b>	\$11.83	\$11.70	\$12.03	\$11.87	\$11.87
<b>Investment operations:</b>					
Net investment income (loss) <sup>(B)</sup>	0.13	0.12	0.04	0.08	0.01 <sup>(C)</sup>
Net realized and unrealized gain (loss)	(1.30)	0.90	0.59	0.98	(0.01) <sup>(D)</sup>
Total investment operations	(1.17)	1.02	0.63	1.06	—
Dividends and/or distributions to shareholders:					
Net investment income	(0.13)	(0.16)	(0.13)	(0.06)	—
Net realized gains	(0.34)	(0.73)	(0.83)	(0.84)	—
Total dividends and/or distributions to shareholders	(0.47)	(0.89)	(0.96)	(0.90)	—
<b>Net asset value, end of period/year</b>	\$10.19	\$11.83	\$11.70	\$12.03	\$11.87
<b>Total return</b>	(10.40)%	10.06%	5.22%	9.09%	0.00% <sup>(E)</sup>
<b>Ratio and supplemental data:</b>					
<b>Net assets end of period/year (000's)</b>	\$209,734	\$222,061	\$166,519	\$16,391	\$50
Expenses to average net assets					
Excluding waiver and/or reimbursement and recapture	0.75%	0.75%	0.75%	0.76%	0.79% <sup>(F)</sup>
Including waiver and/or reimbursement and recapture	0.75%	0.75% <sup>(G)</sup>	0.71%	0.76%	0.78% <sup>(C),(F)</sup>
Net investment income (loss) to average net assets	1.27%	1.08%	0.30%	0.68%	0.18% <sup>(C),(F)</sup>
Portfolio turnover rate	82%	77%	85%	76%	95%

<sup>(A)</sup> Commenced operations on July 25, 2016.

<sup>(B)</sup> Calculated based on average number of shares outstanding.

<sup>(C)</sup> Please reference the Custody Out-of-Pocket Expense section of the Notes to Financial Statements for more information regarding the reimbursement of custody fees. The amount of the reimbursement on a per share basis was immaterial to the class. The Expenses to average net assets including waiver and/or reimbursement and recapture ratio, and Net investment income (loss) to average net assets ratio would have been 0.01% higher and 0.01% lower, respectively, had the custodian not reimbursed the Fund.

<sup>(D)</sup> The amount of net realized and unrealized gain/(loss) per share does not correspond with the amounts reported within the Statements of Changes due to the timing of purchases and redemptions of Fund shares and fluctuating market values during the period.

<sup>(E)</sup> Not annualized.

<sup>(F)</sup> Annualized.

<sup>(G)</sup> Waiver and/or reimbursement rounds to less than 0.01%.



For a share outstanding during the years indicated:	Transamerica MLP & Energy Income				
	Class A				
	October 31, 2020	October 31, 2019	October 31, 2018	October 31, 2017	October 31, 2016
<b>Net asset value, beginning of year</b>	\$6.52	\$6.88	\$7.37	\$7.59	\$7.94
<b>Investment operations:</b>					
Net investment income (loss) <sup>(A)</sup>	0.12	0.16	0.03	0.15	0.24 <sup>(B)</sup>
Net realized and unrealized gain (loss)	(1.58)	(0.17)	(0.16)	0.04	(0.33) <sup>(C)</sup>
Total investment operations	(1.46)	(0.01)	(0.13)	0.19	(0.09)
Dividends and/or distributions to shareholders:					
Net investment income	(0.24)	(0.07)	(0.07)	(0.30)	(0.26)
Return of capital	(0.09)	(0.28)	(0.29)	(0.11)	—
Total dividends and/or distributions to shareholders	(0.33)	(0.35)	(0.36)	(0.41)	(0.26)
<b>Net asset value, end of year</b>	<b>\$4.73</b>	<b>\$6.52</b>	<b>\$6.88</b>	<b>\$7.37</b>	<b>\$7.59</b>
<b>Total return<sup>(D)</sup></b>	<b>(22.37)%</b>	<b>(0.20)%</b>	<b>(1.85)%</b>	<b>2.30%</b>	<b>(0.87)%</b>
<b>Ratio and supplemental data:</b>					
<b>Net assets end of year (000's)</b>	\$13,353	\$16,363	\$23,096	\$32,083	\$43,221
Expenses to average net assets					
Excluding waiver and/or reimbursement and recapture	1.69%	1.63%	1.61%	1.58%	1.57%
Including waiver and/or reimbursement and recapture	1.60%	1.60%	1.60%	1.58%	1.56% <sup>(B)</sup>
Net investment income (loss) to average net assets	2.27%	2.27%	0.40%	1.97%	3.50% <sup>(B)</sup>
Portfolio turnover rate	20%	20%	33%	41%	79%

<sup>(A)</sup> Calculated based on average number of shares outstanding.

<sup>(B)</sup> Please reference the Custody Out-of-Pocket Expense section of the Notes to Financial Statements for more information regarding the reimbursement of custody fees. The amount of the reimbursement on a per share basis was immaterial to the class. The Expenses to average net assets including waiver and/or reimbursement and recapture ratio, and Net investment income (loss) to average net assets ratio would have been 0.01% higher and 0.01% lower, respectively, had the custodian not reimbursed the Fund.

<sup>(C)</sup> The amount of net realized and unrealized gain/(loss) per share does not correspond with the amounts reported within the Statements of Changes due to the timing of purchases and redemptions of Fund shares and fluctuating market values during the period.

<sup>(D)</sup> Total return has been calculated without deduction of the initial sales charge and contingent deferred sales charge.

For a share outstanding during the years indicated:	Transamerica MLP & Energy Income				
	Class C				
	October 31, 2020	October 31, 2019	October 31, 2018	October 31, 2017	October 31, 2016
<b>Net asset value, beginning of year</b>	\$6.50	\$6.85	\$7.34	\$7.55	\$7.91
<b>Investment operations:</b>					
Net investment income (loss) <sup>(A)</sup>	0.11	0.10	(0.02)	0.09	0.19 <sup>(B)</sup>
Net realized and unrealized gain (loss)	(1.62)	(0.15)	(0.17)	0.05	(0.35) <sup>(C)</sup>
Total investment operations	(1.51)	(0.05)	(0.19)	0.14	(0.16)
Dividends and/or distributions to shareholders:					
Net investment income	(0.20)	(0.06)	(0.06)	(0.25)	(0.20)
Return of capital	(0.08)	(0.24)	(0.24)	(0.10)	—
Total dividends and/or distributions to shareholders	(0.28)	(0.30)	(0.30)	(0.35)	(0.20)
<b>Net asset value, end of year</b>	<b>\$4.71</b>	<b>\$6.50</b>	<b>\$6.85</b>	<b>\$7.34</b>	<b>\$7.55</b>
<b>Total return<sup>(D)</sup></b>	<b>(23.15)%</b>	<b>(0.84)%</b>	<b>(2.66)%</b>	<b>1.64%</b>	<b>(1.79)%</b>
<b>Ratio and supplemental data:</b>					
<b>Net assets end of year (000's)</b>	<b>\$6,225</b>	<b>\$11,796</b>	<b>\$15,955</b>	<b>\$23,673</b>	<b>\$31,067</b>
Expenses to average net assets					
Excluding waiver and/or reimbursement and recapture	2.47%	2.42%	2.39%	2.36%	2.36%
Including waiver and/or reimbursement and recapture	2.35%	2.35%	2.35%	2.35%	2.35% <sup>(B)</sup>
Net investment income (loss) to average net assets	2.08%	1.52%	(0.29)%	1.10%	2.73% <sup>(B)</sup>
Portfolio turnover rate	20%	20%	33%	41%	79%

<sup>(A)</sup> Calculated based on average number of shares outstanding.

<sup>(B)</sup> Please reference the Custody Out-of-Pocket Expense section of the Notes to Financial Statements for more information regarding the reimbursement of custody fees. The amount of the reimbursement on a per share basis was immaterial to the class. The Expenses to average net assets including waiver and/or reimbursement and recapture ratio, and Net investment income (loss) to average net assets ratio would have been 0.00% higher and 0.00% lower, respectively, had the custodian not reimbursed the Fund.

<sup>(C)</sup> The amount of net realized and unrealized gain/(loss) per share does not correspond with the amounts reported within the Statements of Changes due to the timing of purchases and redemptions of Fund shares and fluctuating market values during the period.

<sup>(D)</sup> Total return has been calculated without deduction of the contingent deferred sales charge.

For a share outstanding during the years indicated:	Transamerica MLP & Energy Income				
	Class I				
	October 31, 2020	October 31, 2019	October 31, 2018	October 31, 2017	October 31, 2016
<b>Net asset value, beginning of year</b>	\$6.52	\$6.89	\$7.37	\$7.59	\$7.95
<b>Investment operations:</b>					
Net investment income (loss) <sup>(A)</sup>	0.11	0.18	0.07	0.16	0.26 <sup>(B)</sup>
Net realized and unrealized gain (loss)	(1.57)	(0.18)	(0.17)	0.05	(0.34) <sup>(C)</sup>
Total investment operations	(1.46)	—	(0.10)	0.21	(0.08)
Dividends and/or distributions to shareholders:					
Net investment income	(0.25)	(0.07)	(0.08)	(0.31)	(0.28)
Return of capital	(0.09)	(0.30)	(0.30)	(0.12)	—
Total dividends and/or distributions to shareholders	(0.34)	(0.37)	(0.38)	(0.43)	(0.28)
<b>Net asset value, end of year</b>	\$4.72	\$6.52	\$6.89	\$7.37	\$7.59
<b>Total return</b>	(22.28)%	(0.03)%	(1.42)%	2.61%	(0.68)%
<b>Ratio and supplemental data:</b>					
<b>Net assets end of year (000's)</b>	\$14,247	\$14,258	\$21,257	\$48,023	\$39,716
Expenses to average net assets					
Excluding waiver and/or reimbursement and recapture	1.33%	1.30%	1.30%	1.29%	1.26%
Including waiver and/or reimbursement and recapture	1.33%	1.30%	1.30%	1.29%	1.25% <sup>(B)</sup>
Net investment income (loss) to average net assets	2.08%	2.56%	1.02%	2.05%	3.79% <sup>(B)</sup>
Portfolio turnover rate	20%	20%	33%	41%	79%

(A) Calculated based on average number of shares outstanding.

(B) Please reference the Custody Out-of-Pocket Expense section of the Notes to Financial Statements for more information regarding the reimbursement of custody fees. The amount of the reimbursement on a per share basis was immaterial to the class. The Expenses to average net assets including waiver and/or reimbursement and recapture ratio, and Net investment income (loss) to average net assets ratio would have been 0.00% higher and 0.00% lower, respectively, had the custodian not reimbursed the Fund.

(C) The amount of net realized and unrealized gain/(loss) per share does not correspond with the amounts reported within the Statements of Changes due to the timing of purchases and redemptions of Fund shares and fluctuating market values during the period.

For a share outstanding during the years indicated:	Transamerica Multi-Asset Income				
	Class A				
	October 31, 2020	October 31, 2019	October 31, 2018	October 31, 2017	October 31, 2016
<b>Net asset value, beginning of year</b>	\$11.64	\$10.91	\$10.96	\$9.97	\$9.97
<b>Investment operations:</b>					
Net investment income (loss) <sup>(A)</sup>	0.40	0.40	0.39	0.39	0.35 <sup>(B)</sup>
Net realized and unrealized gain (loss)	(0.09)	0.82	(0.05)	0.96	0.03
Total investment operations	0.31	1.22	0.34	1.35	0.38
Dividends and/or distributions to shareholders:					
Net investment income	(0.41)	(0.36)	(0.35)	(0.36)	(0.34)
Net realized gains	(0.01)	(0.13)	(0.04)	—	(0.04)
Total dividends and/or distributions to shareholders	(0.42)	(0.49)	(0.39)	(0.36)	(0.38)
<b>Net asset value, end of year</b>	\$11.53	\$11.64	\$10.91	\$10.96	\$9.97
<b>Total return</b> <sup>(C)</sup>	2.91%	11.72%	3.11%	13.77%	3.88%
<b>Ratio and supplemental data:</b>					
<b>Net assets end of year (000's)</b>	\$36,696	\$34,731	\$27,644	\$20,733	\$2,153
Expenses to average net assets					
Excluding waiver and/or reimbursement and recapture	1.03%	1.12%	1.20%	1.19%	1.21% <sup>(D)</sup>
Including waiver and/or reimbursement and recapture	1.03%	1.12%	1.20%	1.21% <sup>(E)</sup>	1.20% <sup>(B),(D)</sup>
Net investment income (loss) to average net assets	3.54%	3.59%	3.50%	3.74%	3.60% <sup>(B)</sup>
Portfolio turnover rate	61%	53%	38%	79%	51%

<sup>(A)</sup> Calculated based on average number of shares outstanding.

<sup>(B)</sup> Please reference the Custody Out-of-Pocket Expense section of the Notes to Financial Statements for more information regarding the reimbursement of custody fees. The amount of the reimbursement on a per share basis was immaterial to the class. The Expenses to average net assets including waiver and/or reimbursement and recapture ratio, and Net investment income (loss) to average net assets ratio would have been 0.00% higher and 0.00% lower, respectively, had the custodian not reimbursed the Fund.

<sup>(C)</sup> Total return has been calculated without deduction of the initial sales charge and contingent deferred sales charge.

<sup>(D)</sup> Does not include expenses of the underlying investments in which the Fund invests.

<sup>(E)</sup> Includes reorganization expenses incurred outside the Fund's operating expense limit.

For a share outstanding during the years indicated:	Transamerica Multi-Asset Income				
	Class C				
	October 31, 2020	October 31, 2019	October 31, 2018	October 31, 2017	October 31, 2016
<b>Net asset value, beginning of year</b>	\$11.59	\$10.86	\$10.92	\$9.94	\$9.94
<b>Investment operations:</b>					
Net investment income (loss) <sup>(A)</sup>	0.32	0.31	0.31	0.31	0.28 <sup>(B)</sup>
Net realized and unrealized gain (loss)	(0.09)	0.84	(0.07)	0.97	0.03
Total investment operations	0.23	1.15	0.24	1.28	0.31
Dividends and/or distributions to shareholders:					
Net investment income	(0.33)	(0.29)	(0.26)	(0.30)	(0.27)
Net realized gains	(0.01)	(0.13)	(0.04)	—	(0.04)
Total dividends and/or distributions to shareholders	(0.34)	(0.42)	(0.30)	(0.30)	(0.31)
<b>Net asset value, end of year</b>	\$11.48	\$11.59	\$10.86	\$10.92	\$9.94
<b>Total return</b> <sup>(C)</sup>	2.17%	11.00%	2.24%	12.97%	3.17%
<b>Ratio and supplemental data:</b>					
<b>Net assets end of year (000's)</b>	\$52,109	\$46,600	\$38,322	\$43,076	\$4,173
Expenses to average net assets					
Excluding waiver and/or reimbursement and recapture	1.76%	1.85%	1.92%	1.94%	1.94% <sup>(D)</sup>
Including waiver and/or reimbursement and recapture	1.76%	1.85%	1.92%	1.94%	1.95% <sup>(B),(D)</sup>
Net investment income (loss) to average net assets	2.82%	2.86%	2.80%	2.99%	2.86% <sup>(B)</sup>
Portfolio turnover rate	61%	53%	38%	79%	51%

<sup>(A)</sup> Calculated based on average number of shares outstanding.

<sup>(B)</sup> Please reference the Custody Out-of-Pocket Expense section of the Notes to Financial Statements for more information regarding the reimbursement of custody fees. The amount of the reimbursement on a per share basis was immaterial to the class. The Expenses to average net assets including waiver and/or reimbursement and recapture ratio, and Net investment income (loss) to average net assets ratio would have been 0.00% higher and 0.00% lower, respectively, had the custodian not reimbursed the Fund.

<sup>(C)</sup> Total return has been calculated without deduction of the contingent deferred sales charge.

<sup>(D)</sup> Does not include expenses of the underlying investments in which the Fund invests.

For a share outstanding during the years indicated:	Transamerica Multi-Asset Income				
	Class I				
	October 31, 2020	October 31, 2019	October 31, 2018	October 31, 2017	October 31, 2016
<b>Net asset value, beginning of year</b>	\$11.64	\$10.91	\$10.97	\$9.97	\$9.97
<b>Investment operations:</b>					
Net investment income (loss) <sup>(A)</sup>	0.44	0.43	0.42	0.42	0.38 <sup>(B)</sup>
Net realized and unrealized gain (loss)	(0.10)	0.83	(0.06)	0.97	0.02
Total investment operations	0.34	1.26	0.36	1.39	0.40
<b>Dividends and/or distributions to shareholders:</b>					
Net investment income	(0.44)	(0.40)	(0.38)	(0.39)	(0.36)
Net realized gains	(0.01)	(0.13)	(0.04)	—	(0.04)
Total dividends and/or distributions to shareholders	(0.45)	(0.53)	(0.42)	(0.39)	(0.40)
<b>Net asset value, end of year</b>	\$11.53	\$11.64	\$10.91	\$10.97	\$9.97
<b>Total return</b>	3.17%	12.14%	3.27%	14.10%	4.13%
<b>Ratio and supplemental data:</b>					
<b>Net assets end of year (000's)</b>	\$170,942	\$153,353	\$92,148	\$71,827	\$41,691
Expenses to average net assets					
Excluding waiver and/or reimbursement and recapture	0.78%	0.85%	0.93%	0.94%	1.01% <sup>(C)</sup>
Including waiver and/or reimbursement and recapture	0.72%	0.83%	0.95%	0.96% <sup>(D)</sup>	0.95% <sup>(B),(C)</sup>
Net investment income (loss) to average net assets	3.87%	3.86%	3.75%	4.02%	3.83% <sup>(B)</sup>
Portfolio turnover rate	61%	53%	38%	79%	51%

<sup>(A)</sup> Calculated based on average number of shares outstanding.

<sup>(B)</sup> Please reference the Custody Out-of-Pocket Expense section of the Notes to Financial Statements for more information regarding the reimbursement of custody fees. The amount of the reimbursement on a per share basis was immaterial to the class. The Expenses to average net assets including waiver and/or reimbursement and recapture ratio, and Net investment income (loss) to average net assets ratio would have been 0.00% higher and 0.00% lower, respectively, had the custodian not reimbursed the Fund.

<sup>(C)</sup> Does not include expenses of the underlying investments in which the Fund invests.

<sup>(D)</sup> Includes reorganization expenses incurred outside the Fund's operating expense limit.

For a share outstanding during the years indicated:	Transamerica Multi-Managed Balanced				
	Class A				
	October 31, 2020	October 31, 2019	October 31, 2018	October 31, 2017	October 31, 2016
<b>Net asset value, beginning of year</b>	\$28.66	\$27.54	\$27.90	\$24.88	\$24.86
<b>Investment operations:</b>					
Net investment income (loss) <sup>(A)</sup>	0.28	0.36	0.34	0.28	0.25 <sup>(B)</sup>
Net realized and unrealized gain (loss)	2.44	2.79	0.24	3.15	0.61
Total investment operations	2.72	3.15	0.58	3.43	0.86
<b>Dividends and/or distributions to shareholders:</b>					
Net investment income	(0.30)	(0.37)	(0.35)	(0.32)	(0.26)
Net realized gains	(0.85)	(1.66)	(0.59)	(0.09)	(0.58)
Total dividends and/or distributions to shareholders	(1.15)	(2.03)	(0.94)	(0.41)	(0.84)
<b>Net asset value, end of year</b>	\$30.23	\$28.66	\$27.54	\$27.90	\$24.88
<b>Total return</b> <sup>(C)</sup>	9.76%	12.53%	2.05%	13.89%	3.57%
<b>Ratio and supplemental data:</b>					
<b>Net assets end of year (000's)</b>	\$572,827	\$558,639	\$532,861	\$573,224	\$406,606
Expenses to average net assets					
Excluding waiver and/or reimbursement and recapture	1.01%	1.04%	1.03%	1.03%	1.10%
Including waiver and/or reimbursement and recapture	1.01%	1.04%	1.03%	1.03%	1.08% <sup>(B)</sup>
Net investment income (loss) to average net assets	0.98%	1.34%	1.22%	1.07%	1.04% <sup>(B)</sup>
Portfolio turnover rate	53%	41%	48%	39%	35%

<sup>(A)</sup> Calculated based on average number of shares outstanding.

<sup>(B)</sup> Please reference the Custody Out-of-Pocket Expense section of the Notes to Financial Statements for more information regarding the reimbursement of custody fees. The amount of the reimbursement on a per share basis was immaterial to the class. The Expenses to average net assets including waiver and/or reimbursement and recapture ratio, and Net investment income (loss) to average net assets ratio would have been 0.01% higher and 0.01% lower, respectively, had the custodian not reimbursed the Fund.

<sup>(C)</sup> Total return has been calculated without deduction of the initial sales charge and contingent deferred sales charge.

For a share outstanding during the years indicated:	Transamerica Multi-Managed Balanced				
	Class C				
	October 31, 2020	October 31, 2019	October 31, 2018	October 31, 2017	October 31, 2016
<b>Net asset value, beginning of year</b>	\$28.11	\$27.04	\$27.41	\$24.45	\$24.44
<b>Investment operations:</b>					
Net investment income (loss) <sup>(A)</sup>	0.06	0.15	0.13	0.08	0.08 <sup>(B)</sup>
Net realized and unrealized gain (loss)	2.39	2.75	0.22	3.09	0.59
Total investment operations	2.45	2.90	0.35	3.17	0.67
<b>Dividends and/or distributions to shareholders:</b>					
Net investment income	(0.09)	(0.17)	(0.13)	(0.12)	(0.08)
Net realized gains	(0.85)	(1.66)	(0.59)	(0.09)	(0.58)
Total dividends and/or distributions to shareholders	(0.94)	(1.83)	(0.72)	(0.21)	(0.66)
<b>Net asset value, end of year</b>	\$29.62	\$28.11	\$27.04	\$27.41	\$24.45
<b>Total return</b> <sup>(C)</sup>	8.89%	11.73%	1.25%	13.02%	2.84%
<b>Ratio and supplemental data:</b>					
<b>Net assets end of year (000's)</b>	\$216,561	\$195,175	\$184,727	\$222,884	\$208,410
Expenses to average net assets					
Excluding waiver and/or reimbursement and recapture	1.76%	1.80%	1.79%	1.79%	1.83%
Including waiver and/or reimbursement and recapture	1.76%	1.80%	1.79%	1.79%	1.82% <sup>(B)</sup>
Net investment income (loss) to average net assets	0.22%	0.58%	0.47%	0.32%	0.33% <sup>(B)</sup>
Portfolio turnover rate	53%	41%	48%	39%	35%

<sup>(A)</sup> Calculated based on average number of shares outstanding.

<sup>(B)</sup> Please reference the Custody Out-of-Pocket Expense section of the Notes to Financial Statements for more information regarding the reimbursement of custody fees. The amount of the reimbursement on a per share basis was immaterial to the class. The Expenses to average net assets including waiver and/or reimbursement and recapture ratio, and Net investment income (loss) to average net assets ratio would have been 0.01% higher and 0.01% lower, respectively, had the custodian not reimbursed the Fund.

<sup>(C)</sup> Total return has been calculated without deduction of the contingent deferred sales charge.



For a share outstanding during the years indicated:	Transamerica Multi-Managed Balanced				
	Class I				
	October 31, 2020	October 31, 2019	October 31, 2018	October 31, 2017	October 31, 2016
<b>Net asset value, beginning of year</b>	\$28.81	\$27.67	\$28.03	\$24.99	\$24.96
<b>Investment operations:</b>					
Net investment income (loss) <sup>(A)</sup>	0.35	0.43	0.41	0.34	0.32 <sup>(B)</sup>
Net realized and unrealized gain (loss)	2.45	2.80	0.23	3.16	0.60
Total investment operations	2.80	3.23	0.64	3.50	0.92
<b>Dividends and/or distributions to shareholders:</b>					
Net investment income	(0.37)	(0.43)	(0.41)	(0.37)	(0.31)
Net realized gains	(0.85)	(1.66)	(0.59)	(0.09)	(0.58)
Total dividends and/or distributions to shareholders	(1.22)	(2.09)	(1.00)	(0.46)	(0.89)
<b>Net asset value, end of year</b>	\$30.39	\$28.81	\$27.67	\$28.03	\$24.99
<b>Total return</b>	9.99%	12.79%	2.26%	14.13%	3.83%
<b>Ratio and supplemental data:</b>					
<b>Net assets end of year (000's)</b>	\$296,123	\$244,156	\$232,308	\$266,637	\$208,512
Expenses to average net assets					
Excluding waiver and/or reimbursement and recapture	0.79%	0.82%	0.82%	0.82%	0.84%
Including waiver and/or reimbursement and recapture	0.79%	0.82%	0.82%	0.82%	0.84% <sup>(B)</sup>
Net investment income (loss) to average net assets	1.18%	1.55%	1.44%	1.28%	1.32% <sup>(B)</sup>
Portfolio turnover rate	53%	41%	48%	39%	35%

<sup>(A)</sup> Calculated based on average number of shares outstanding.

<sup>(B)</sup> Please reference the Custody Out-of-Pocket Expense section of the Notes to Financial Statements for more information regarding the reimbursement of custody fees. The amount of the reimbursement on a per share basis was immaterial to the class. The Expenses to average net assets including waiver and/or reimbursement and recapture ratio, and Net investment income (loss) to average net assets ratio would have been 0.01% higher and 0.01% lower, respectively, had the custodian not reimbursed the Fund.

For a share outstanding during the years indicated:	Transamerica Multi-Managed Balanced				
	Class R6				
	October 31, 2020	October 31, 2019	October 31, 2018	October 31, 2017	October 31, 2016
<b>Net asset value, beginning of year</b>	\$28.81	\$27.67	\$28.03	\$24.99	\$24.95
<b>Investment operations:</b>					
Net investment income (loss) <sup>(A)</sup>	0.37	0.44	0.44	0.37	0.25 <sup>(B)</sup>
Net realized and unrealized gain (loss)	2.46	2.82	0.23	3.16	0.71
Total investment operations	2.83	3.26	0.67	3.53	0.96
Dividends and/or distributions to shareholders:					
Net investment income	(0.40)	(0.46)	(0.44)	(0.40)	(0.34)
Net realized gains	(0.85)	(1.66)	(0.59)	(0.09)	(0.58)
Total dividends and/or distributions to shareholders	(1.25)	(2.12)	(1.03)	(0.49)	(0.92)
<b>Net asset value, end of year</b>	<b>\$30.39</b>	<b>\$28.81</b>	<b>\$27.67</b>	<b>\$28.03</b>	<b>\$24.99</b>
<b>Total return</b>	<b>10.11%</b>	<b>12.92%</b>	<b>2.37%</b>	<b>14.25%</b>	<b>3.99%</b>
<b>Ratio and supplemental data:</b>					
<b>Net assets end of year (000's)</b>	<b>\$17,595</b>	<b>\$13,458</b>	<b>\$7,149</b>	<b>\$9,749</b>	<b>\$6,316</b>
Expenses to average net assets					
Excluding waiver and/or reimbursement and recapture	0.69%	0.71%	0.71%	0.71%	0.73%
Including waiver and/or reimbursement and recapture	0.69%	0.71%	0.71%	0.71%	0.73% <sup>(B)</sup>
Net investment income (loss) to average net assets	1.28%	1.62%	1.54%	1.39%	1.02% <sup>(B)</sup>
Portfolio turnover rate	53%	41%	48%	39%	35%

<sup>(A)</sup> Calculated based on average number of shares outstanding.

<sup>(B)</sup> Please reference the Custody Out-of-Pocket Expense section of the Notes to Financial Statements for more information regarding the reimbursement of custody fees. The amount of the reimbursement on a per share basis was immaterial to the class. The Expenses to average net assets including waiver and/or reimbursement and recapture ratio, and Net investment income (loss) to average net assets ratio would have been 0.00% higher and 0.00% lower, respectively, had the custodian not reimbursed the Fund.

For a share outstanding during the years indicated:	Transamerica Short-Term Bond				
	Class A				
	October 31, 2020	October 31, 2019	October 31, 2018	October 31, 2017	October 31, 2016
<b>Net asset value, beginning of year</b>	\$10.29	\$10.05	\$10.22	\$10.23	\$10.19
<b>Investment operations:</b>					
Net investment income (loss) <sup>(A)</sup>	0.21	0.26	0.22	0.19	0.20 <sup>(B)</sup>
Net realized and unrealized gain (loss)	0.04 <sup>(C)</sup>	0.24	(0.17)	0.01	0.06
Total investment operations	0.25	0.50	0.05	0.20	0.26
Dividends and/or distributions to shareholders:					
Net investment income	(0.22)	(0.26)	(0.22)	(0.21)	(0.20)
Return of capital	—	—	—	—	(0.02)
Total dividends and/or distributions to shareholders	(0.22)	(0.26)	(0.22)	(0.21)	(0.22)
<b>Net asset value, end of year</b>	<b>\$10.32</b>	<b>\$10.29</b>	<b>\$10.05</b>	<b>\$10.22</b>	<b>\$10.23</b>
<b>Total return<sup>(D)</sup></b>	<b>2.43%</b>	<b>5.04%</b>	<b>0.53%</b>	<b>1.90%</b>	<b>2.60%</b>
<b>Ratio and supplemental data:</b>					
<b>Net assets end of year (000's)</b>	\$731,602	\$698,062	\$732,815	\$940,515	\$934,615
Expenses to average net assets					
Excluding waiver and/or reimbursement and recapture	0.72%	0.82%	0.85%	0.84%	0.85%
Including waiver and/or reimbursement and recapture	0.72%	0.82%	0.85%	0.84%	0.84% <sup>(B)</sup>
Net investment income (loss) to average net assets	2.04%	2.54%	2.16%	1.84%	1.95% <sup>(B)</sup>
Portfolio turnover rate	44%	61%	60%	52%	45%

<sup>(A)</sup> Calculated based on average number of shares outstanding.

<sup>(B)</sup> Please reference the Custody Out-of-Pocket Expense section of the Notes to Financial Statements for more information regarding the reimbursement of custody fees. The amount of the reimbursement on a per share basis was immaterial to the class. The Expenses to average net assets including waiver and/or reimbursement and recapture ratio, and Net investment income (loss) to average net assets ratio would have been 0.01% higher and 0.01% lower, respectively, had the custodian not reimbursed the Fund.

<sup>(C)</sup> The amount of net realized and unrealized gain/(loss) per share does not correspond with the amounts reported within the Statements of Changes due to the timing of purchases and redemptions of Fund shares and fluctuating market values during the period.

<sup>(D)</sup> Total return has been calculated without deduction of the initial sales charge and contingent deferred sales charge.

For a share outstanding during the years indicated:	Transamerica Short-Term Bond				
	Class C				
	October 31, 2020	October 31, 2019	October 31, 2018	October 31, 2017	October 31, 2016
<b>Net asset value, beginning of year</b>	\$10.27	\$10.03	\$10.20	\$10.21	\$10.17
<b>Investment operations:</b>					
Net investment income (loss) <sup>(A)</sup>	0.13	0.18	0.14	0.11	0.12 <sup>(B)</sup>
Net realized and unrealized gain (loss)	0.03 <sup>(C)</sup>	0.24	(0.16)	0.01	0.06
Total investment operations	0.16	0.42	(0.02)	0.12	0.18
Dividends and/or distributions to shareholders:					
Net investment income	(0.13)	(0.18)	(0.15)	(0.13)	(0.12)
Return of capital	—	—	—	—	(0.02)
Total dividends and/or distributions to shareholders	(0.13)	(0.18)	(0.15)	(0.13)	(0.14)
<b>Net asset value, end of year</b>	\$10.30	\$10.27	\$10.03	\$10.20	\$10.21
<b>Total return<sup>(D)</sup></b>	1.62%	4.23%	(0.24)%	1.12%	1.82%
<b>Ratio and supplemental data:</b>					
<b>Net assets end of year (000's)</b>	\$225,838	\$294,497	\$393,543	\$517,918	\$621,425
Expenses to average net assets					
Excluding waiver and/or reimbursement and recapture	1.50%	1.61%	1.62%	1.61%	1.61%
Including waiver and/or reimbursement and recapture	1.50%	1.61%	1.62%	1.61%	1.60% <sup>(B)</sup>
Net investment income (loss) to average net assets	1.28%	1.77%	1.40%	1.07%	1.18% <sup>(B)</sup>
Portfolio turnover rate	44%	61%	60%	52%	45%

<sup>(A)</sup> Calculated based on average number of shares outstanding.

<sup>(B)</sup> Please reference the Custody Out-of-Pocket Expense section of the Notes to Financial Statements for more information regarding the reimbursement of custody fees. The amount of the reimbursement on a per share basis was immaterial to the class. The Expenses to average net assets including waiver and/or reimbursement and recapture ratio, and Net investment income (loss) to average net assets ratio would have been 0.01% higher and 0.01% lower, respectively, had the custodian not reimbursed the Fund.

<sup>(C)</sup> The amount of net realized and unrealized gain/(loss) per share does not correspond with the amounts reported within the Statements of Changes due to the timing of purchases and redemptions of Fund shares and fluctuating market values during the period.

<sup>(D)</sup> Total return has been calculated without deduction of the contingent deferred sales charge.

For a share outstanding during the years indicated:	Transamerica Short-Term Bond				
	Class I				
	October 31, 2020	October 31, 2019	October 31, 2018	October 31, 2017	October 31, 2016
<b>Net asset value, beginning of year</b>	\$10.11	\$9.88	\$10.05	\$10.05	\$10.01
<b>Investment operations:</b>					
Net investment income (loss) <sup>(A)</sup>	0.22	0.27	0.24	0.20	0.21 <sup>(B)</sup>
Net realized and unrealized gain (loss)	0.05 <sup>(C)</sup>	0.24	(0.17)	0.02	0.07
Total investment operations	0.27	0.51	0.07	0.22	0.28
Dividends and/or distributions to shareholders:					
Net investment income	(0.23)	(0.28)	(0.24)	(0.22)	(0.21)
Return of capital	—	—	—	—	(0.03)
Total dividends and/or distributions to shareholders	(0.23)	(0.28)	(0.24)	(0.22)	(0.24)
<b>Net asset value, end of year</b>	\$10.15	\$10.11	\$9.88	\$10.05	\$10.05
<b>Total return</b>	2.73%	5.20%	0.71%	2.21%	2.82%
<b>Ratio and supplemental data:</b>					
<b>Net assets end of year (000's)</b>	\$1,979,174	\$1,745,843	\$1,451,634	\$1,312,220	\$979,858
Expenses to average net assets					
Excluding waiver and/or reimbursement and recapture	0.52%	0.62%	0.65%	0.64%	0.64%
Including waiver and/or reimbursement and recapture	0.52%	0.62%	0.65%	0.64%	0.63% <sup>(B)</sup>
Net investment income (loss) to average net assets	2.24%	2.74%	2.39%	2.04%	2.15% <sup>(B)</sup>
Portfolio turnover rate	44%	61%	60%	52%	45%

<sup>(A)</sup> Calculated based on average number of shares outstanding.

<sup>(B)</sup> Please reference the Custody Out-of-Pocket Expense section of the Notes to Financial Statements for more information regarding the reimbursement of custody fees. The amount of the reimbursement on a per share basis was immaterial to the class. The Expenses to average net assets including waiver and/or reimbursement and recapture ratio, and Net investment income (loss) to average net assets ratio would have been 0.01% higher and 0.01% lower, respectively, had the custodian not reimbursed the Fund.

<sup>(C)</sup> The amount of net realized and unrealized gain/(loss) per share does not correspond with the amounts reported within the Statements of Changes due to the timing of purchases and redemptions of Fund shares and fluctuating market values during the period.

For a share outstanding during the years indicated:	Transamerica Short-Term Bond				
	Class R6				
	October 31, 2020	October 31, 2019	October 31, 2018	October 31, 2017	October 31, 2016
<b>Net asset value, beginning of year</b>	\$10.11	\$9.87	\$10.03	\$10.04	\$10.01
<b>Investment operations:</b>					
Net investment income (loss) <sup>(A)</sup>	0.23	0.28	0.26	0.21	0.23 <sup>(B)</sup>
Net realized and unrealized gain (loss)	0.04 <sup>(C)</sup>	0.25	(0.17)	0.01	0.05
Total investment operations	0.27	0.53	0.09	0.22	0.28
Dividends and/or distributions to shareholders:					
Net investment income	(0.24)	(0.29)	(0.25)	(0.23)	(0.22)
Return of capital	—	—	—	—	(0.03)
Total dividends and/or distributions to shareholders	(0.24)	(0.29)	(0.25)	(0.23)	(0.25)
<b>Net asset value, end of year</b>	\$10.14	\$10.11	\$9.87	\$10.03	\$10.04
<b>Total return</b>	2.74%	5.42%	0.92%	2.21%	2.82%
<b>Ratio and supplemental data:</b>					
<b>Net assets end of year (000's)</b>	\$36,002	\$28,807	\$26,240	\$1,412	\$372
Expenses to average net assets					
Excluding waiver and/or reimbursement and recapture	0.42%	0.52%	0.55%	0.54%	0.54%
Including waiver and/or reimbursement and recapture	0.42%	0.52%	0.55%	0.54%	0.52% <sup>(B)</sup>
Net investment income (loss) to average net assets	2.32%	2.85%	2.65%	2.14%	2.26% <sup>(B)</sup>
Portfolio turnover rate	44%	61%	60%	52%	45%

(A) Calculated based on average number of shares outstanding.

(B) Please reference the Custody Out-of-Pocket Expense section of the Notes to Financial Statements for more information regarding the reimbursement of custody fees. The amount of the reimbursement on a per share basis was immaterial to the class. The Expenses to average net assets including waiver and/or reimbursement and recapture ratio, and Net investment income (loss) to average net assets ratio would have been 0.02% higher and 0.02% lower, respectively, had the custodian not reimbursed the Fund.

(C) The amount of net realized and unrealized gain/(loss) per share does not correspond with the amounts reported within the Statements of Changes due to the timing of purchases and redemptions of Fund shares and fluctuating market values during the period.

For a share outstanding during the years indicated:	Transamerica Small Cap Growth				
	Class A				
	October 31, 2020	October 31, 2019	October 31, 2018	October 31, 2017	October 31, 2016
<b>Net asset value, beginning of year</b>	\$6.43	\$6.51	\$6.89	\$12.15	\$12.82
<b>Investment operations:</b>					
Net investment income (loss) <sup>(A)</sup>	(0.07)	(0.05)	(0.04)	(0.06)	(0.10) <sup>(B)</sup>
Net realized and unrealized gain (loss)	0.65	0.61	0.34	2.42	0.49
Total investment operations	0.58	0.56	0.30	2.36	0.39
Dividends and/or distributions to shareholders:					
Net realized gains	(0.46)	(0.64)	(0.68)	(7.62)	(1.06)
<b>Net asset value, end of year</b>	\$6.55	\$6.43	\$6.51	\$6.89	\$12.15
<b>Total return</b> <sup>(C)</sup>	9.34%	11.11%	4.50%	26.31%	3.42%
<b>Ratio and supplemental data:</b>					
<b>Net assets end of year (000's)</b>	\$16,017	\$14,777	\$18,537	\$15,520	\$8,835
Expenses to average net assets					
Excluding waiver and/or reimbursement and recapture	1.42%	1.47%	1.41%	1.51%	1.36%
Including waiver and/or reimbursement and recapture	1.40%	1.35%	1.25%	1.41% <sup>(D)</sup>	1.35% <sup>(B)</sup>
Net investment income (loss) to average net assets	(1.07)%	(0.81)%	(0.55)%	(0.92)%	(0.82)% <sup>(B)</sup>
Portfolio turnover rate	69%	72%	55%	80%	43%

<sup>(A)</sup> Calculated based on average number of shares outstanding.

<sup>(B)</sup> Please reference the Custody Out-of-Pocket Expense section of the Notes to Financial Statements for more information regarding the reimbursement of custody fees. The amount of the reimbursement on a per share basis was immaterial to the class. The Expenses to average net assets including waiver and/or reimbursement and recapture ratio, and Net investment income (loss) to average net assets ratio would have been 0.01% higher and 0.01% lower, respectively, had the custodian not reimbursed the Fund.

<sup>(C)</sup> Total return has been calculated without deduction of the initial sales charge and contingent deferred sales charge.

<sup>(D)</sup> Includes reorganization expenses incurred outside the Fund's operating expense limit.

For a share outstanding during the years indicated:	Transamerica Small Cap Growth				
	Class C				
	October 31, 2020	October 31, 2019	October 31, 2018	October 31, 2017	October 31, 2016
<b>Net asset value, beginning of year</b>	\$5.72	\$5.91	\$6.35	\$11.77	\$12.55
<b>Investment operations:</b>					
Net investment income (loss) <sup>(A)</sup>	(0.10)	(0.09)	(0.08)	(0.10)	(0.18) <sup>(B)</sup>
Net realized and unrealized gain (loss)	0.57	0.54	0.32	2.30	0.46
Total investment operations	0.47	0.45	0.24	2.20	0.28
Dividends and/or distributions to shareholders:					
Net realized gains	(0.46)	(0.64)	(0.68)	(7.62)	(1.06)
<b>Net asset value, end of year</b>	\$5.73	\$5.72	\$5.91	\$6.35	\$11.77
<b>Total return</b> <sup>(C)</sup>	8.52%	10.28%	3.87%	25.22%	2.56%
<b>Ratio and supplemental data:</b>					
<b>Net assets end of year (000's)</b>	\$3,771	\$4,131	\$4,604	\$3,588	\$1,369
Expenses to average net assets					
Excluding waiver and/or reimbursement and recapture	2.15%	2.19%	2.15%	2.23%	2.10%
Including waiver and/or reimbursement and recapture	2.15% <sup>(E)</sup>	2.10%	2.00%	2.16% <sup>(D)</sup>	2.09% <sup>(B)</sup>
Net investment income (loss) to average net assets	(1.81)%	(1.55)%	(1.32)%	(1.69)%	(1.54)% <sup>(B)</sup>
Portfolio turnover rate	69%	72%	55%	80%	43%

<sup>(A)</sup> Calculated based on average number of shares outstanding.

<sup>(B)</sup> Please reference the Custody Out-of-Pocket Expense section of the Notes to Financial Statements for more information regarding the reimbursement of custody fees. The amount of the reimbursement on a per share basis was immaterial to the class. The Expenses to average net assets including waiver and/or reimbursement and recapture ratio, and Net investment income (loss) to average net assets ratio would have been 0.01% higher and 0.01% lower, respectively, had the custodian not reimbursed the Fund.

<sup>(C)</sup> Total return has been calculated without deduction of the contingent deferred sales charge.

<sup>(D)</sup> Includes reorganization expenses incurred outside the Fund's operating expense limit.

<sup>(E)</sup> Waiver and/or reimbursement rounds to less than 0.01%.



For a share outstanding during the years indicated:	Transamerica Small Cap Growth				
	Class I				
	October 31, 2020	October 31, 2019	October 31, 2018	October 31, 2017	October 31, 2016
<b>Net asset value, beginning of year</b>	\$6.71	\$6.74	\$7.09	\$12.30	\$12.94
<b>Investment operations:</b>					
Net investment income (loss) <sup>(A)</sup>	(0.05)	(0.03)	(0.02)	(0.05)	(0.06) <sup>(B)</sup>
Net realized and unrealized gain (loss)	0.67	0.64	0.35	2.46	0.48
Total investment operations	0.62	0.61	0.33	2.41	0.42
Dividends and/or distributions to shareholders:					
Net realized gains	(0.46)	(0.64)	(0.68)	(7.62)	(1.06)
<b>Net asset value, end of year</b>	\$6.87	\$6.71	\$6.74	\$7.09	\$12.30
<b>Total return</b>	9.56%	11.50%	4.82%	26.40%	3.64%
<b>Ratio and supplemental data:</b>					
<b>Net assets end of year (000's)</b>	\$35,706	\$37,424	\$31,592	\$27,564	\$2,042
Expenses to average net assets					
Excluding waiver and/or reimbursement and recapture	1.09%	1.13%	1.11%	1.18%	1.03%
Including waiver and/or reimbursement and recapture	1.09%	1.07%	1.00%	1.16% <sup>(C)</sup>	1.03% <sup>(B)</sup>
Net investment income (loss) to average net assets	(0.76)%	(0.54)%	(0.31)%	(0.69)%	(0.48)% <sup>(B)</sup>
<b>Portfolio turnover rate</b>	69%	72%	55%	80%	43%

<sup>(A)</sup> Calculated based on average number of shares outstanding.

<sup>(B)</sup> Please reference the Custody Out-of-Pocket Expense section of the Notes to Financial Statements for more information regarding the reimbursement of custody fees. The amount of the reimbursement on a per share basis was immaterial to the class. The Expenses to average net assets including waiver and/or reimbursement and recapture ratio, and Net investment income (loss) to average net assets ratio would have been 0.00% higher and 0.00% lower, respectively, had the custodian not reimbursed the Fund.

<sup>(C)</sup> Includes reorganization expenses incurred outside the Fund's operating expense limit.

For a share outstanding during the period and years indicated:	Transamerica Small Cap Growth				
	Class R6				
	October 31, 2020	October 31, 2019	October 31, 2018	October 31, 2017	October 31, 2016 <sup>(A)</sup>
<b>Net asset value, beginning of period/year</b>	\$6.83	\$6.85	\$7.18	\$12.36	\$12.65
<b>Investment operations:</b>					
Net investment income (loss) <sup>(B)</sup>	(0.04)	(0.03)	(0.02)	(0.04)	(0.01) <sup>(C)</sup>
Net realized and unrealized gain (loss)	0.68	0.65	0.37	2.48	(0.28) <sup>(D)</sup>
Total investment operations	0.64	0.62	0.35	2.44	(0.29)
Dividends and/or distributions to shareholders:					
Net realized gains	(0.46)	(0.64)	(0.68)	(7.62)	–
<b>Net asset value, end of period/year</b>	\$7.01	\$6.83	\$6.85	\$7.18	\$12.36
<b>Total return</b>	9.69%	11.48%	5.06%	26.63%	(2.29)% <sup>(E)</sup>
<b>Ratio and supplemental data:</b>					
<b>Net assets end of period/year (000's)</b>	\$80	\$72	\$65	\$62	\$49
Expenses to average net assets					
Excluding waiver and/or reimbursement and recapture	1.00%	1.03%	1.01%	1.09%	0.97% <sup>(F)</sup>
Including waiver and/or reimbursement and recapture	1.00%	1.00%	0.91%	1.09%	0.95% <sup>(C),(F)</sup>
Net investment income (loss) to average net assets	(0.66)%	(0.46)%	(0.22)%	(0.58)%	(0.37)% <sup>(C),(F)</sup>
<b>Portfolio turnover rate</b>	69%	72%	55%	80%	43%

<sup>(A)</sup> Commenced operations on July 25, 2016.

<sup>(B)</sup> Calculated based on average number of shares outstanding.

<sup>(C)</sup> Please reference the Custody Out-of-Pocket Expense section of the Notes to Financial Statements for more information regarding the reimbursement of custody fees. The amount of the reimbursement on a per share basis was immaterial to the class. The Expenses to average net assets including waiver and/or reimbursement and recapture ratio, and Net investment income (loss) to average net assets ratio would have been 0.02% higher and 0.02% lower, respectively, had the custodian not reimbursed the Fund.

<sup>(D)</sup> The amount of net realized and unrealized gain/(loss) per share does not correspond with the amounts reported within the Statements of Changes due to the timing of purchases and redemptions of Fund shares and fluctuating market values during the period.

<sup>(E)</sup> Not annualized.

<sup>(F)</sup> Annualized.

For a share outstanding during the period and years indicated:	Transamerica Small Cap Value			
	Class A			
	October 31, 2020	October 31, 2019	October 31, 2018	October 31, 2017 <sup>(A)</sup>
<b>Net asset value, beginning of period/year</b>	\$9.83	\$10.66	\$11.94	\$11.07
<b>Investment operations:</b>				
Net investment income (loss) <sup>(B)</sup>	0.05	(0.01)	0.02	0.01
Net realized and unrealized gain (loss)	(1.36)	0.11	(0.82)	0.86
Total investment operations	(1.31)	0.10	(0.80)	0.87
<b>Dividends and/or distributions to shareholders:</b>				
Net investment income	(0.18)	(0.06)	(0.01)	–
Net realized gains	(0.21)	(0.87)	(0.47)	–
Total dividends and/or distributions to shareholders	(0.39)	(0.93)	(0.48)	–
<b>Net asset value, end of period/year</b>	\$8.13	\$9.83	\$10.66	\$11.94
<b>Total return</b> <sup>(C)</sup>	(14.03)%	2.35%	(7.12)%	7.76% <sup>(D)</sup>
<b>Ratio and supplemental data:</b>				
<b>Net assets end of period/year (000's)</b>	\$4,246	\$4,543	\$3,050	\$2,757
Expenses to average net assets				
Excluding waiver and/or reimbursement and recapture	1.39%	1.36%	1.45% <sup>(E)</sup>	1.49% <sup>(F)</sup>
Including waiver and/or reimbursement and recapture	1.30%	1.27%	1.20% <sup>(E)</sup>	1.30% <sup>(F)</sup>
Net investment income (loss) to average net assets	0.66%	(0.08)%	0.20%	0.19% <sup>(F)</sup>
Portfolio turnover rate	80%	168%	84%	35% <sup>(D)</sup>

<sup>(A)</sup> Commenced operations on April 21, 2017.

<sup>(B)</sup> Calculated based on average number of shares outstanding.

<sup>(C)</sup> Total return has been calculated without deduction of the initial sales charge and contingent deferred sales charge.

<sup>(D)</sup> Not annualized.

<sup>(E)</sup> Does not include expenses of the underlying investments in which the Fund invests.

<sup>(F)</sup> Annualized.

For a share outstanding during the period and years indicated:	Transamerica Small Cap Value			
	Class C			
	October 31, 2020	October 31, 2019	October 31, 2018	October 31, 2017 <sup>(A)</sup>
<b>Net asset value, beginning of period/year</b>	\$9.67	\$10.50	\$11.85	\$11.03
<b>Investment operations:</b>				
Net investment income (loss) <sup>(B)</sup>	(0.00) <sup>(C)</sup>	(0.07)	(0.06)	(0.03)
Net realized and unrealized gain (loss)	(1.36)	0.11	(0.82)	0.85
Total investment operations	(1.36)	0.04	(0.88)	0.82
Dividends and/or distributions to shareholders:				
Net investment income	(0.11)	—	—	—
Net realized gains	(0.21)	(0.87)	(0.47)	—
Total dividends and/or distributions to shareholders	(0.32)	(0.87)	(0.47)	—
<b>Net asset value, end of period/year</b>	<b>\$7.99</b>	<b>\$9.67</b>	<b>\$10.50</b>	<b>\$11.85</b>
<b>Total return<sup>(D)</sup></b>	<b>(14.67)%</b>	<b>1.60%</b>	<b>(7.88)%</b>	<b>7.34%<sup>(E)</sup></b>
<b>Ratio and supplemental data:</b>				
<b>Net assets end of period/year (000's)</b>	<b>\$581</b>	<b>\$744</b>	<b>\$786</b>	<b>\$891</b>
Expenses to average net assets				
Excluding waiver and/or reimbursement and recapture	2.05%	2.02%	2.06% <sup>(F)</sup>	2.05% <sup>(G)</sup>
Including waiver and/or reimbursement and recapture	2.05% <sup>(H)</sup>	2.00%	1.95% <sup>(F)</sup>	2.05% <sup>(G)</sup>
Net investment income (loss) to average net assets	(0.06)%	(0.75)%	(0.52)%	(0.56)% <sup>(G)</sup>
Portfolio turnover rate	80%	168%	84%	35% <sup>(E)</sup>

<sup>(A)</sup> Commenced operations on April 21, 2017.

<sup>(B)</sup> Calculated based on average number of shares outstanding.

<sup>(C)</sup> Rounds to less than \$0.01 or \$(0.01).

<sup>(D)</sup> Total return has been calculated without deduction of the contingent deferred sales charge.

<sup>(E)</sup> Not annualized.

<sup>(F)</sup> Does not include expenses of the underlying investments in which the Fund invests.

<sup>(G)</sup> Annualized.

<sup>(H)</sup> Waiver and/or reimbursement rounds to less than 0.01%.

For a share outstanding during the period and years indicated:	Transamerica Small Cap Value			
	Class I			
	October 31, 2020	October 31, 2019	October 31, 2018	October 31, 2017 <sup>(A)</sup>
<b>Net asset value, beginning of period/year</b>	\$9.93	\$10.75	\$12.03	\$11.14
<b>Investment operations:</b>				
Net investment income (loss) <sup>(B)</sup>	0.08	0.02	0.07	0.00 <sup>(C)</sup>
Net realized and unrealized gain (loss)	(1.38)	0.12	(0.83)	0.89
Total investment operations	(1.30)	0.14	(0.76)	0.89
Dividends and/or distributions to shareholders:				
Net investment income	(0.20)	(0.09)	(0.05)	–
Net realized gains	(0.21)	(0.87)	(0.47)	–
Total dividends and/or distributions to shareholders	(0.41)	(0.96)	(0.52)	–
<b>Net asset value, end of period/year</b>	<b>\$8.22</b>	<b>\$9.93</b>	<b>\$10.75</b>	<b>\$12.03</b>
<b>Total return</b>	<b>(13.77)%</b>	<b>2.66%</b>	<b>(6.86)%</b>	<b>7.89%<sup>(D)</sup></b>
<b>Ratio and supplemental data:</b>				
<b>Net assets end of period/year (000's)</b>	<b>\$12,838</b>	<b>\$15,653</b>	<b>\$756</b>	<b>\$2,521</b>
Expenses to average net assets				
Excluding waiver and/or reimbursement and recapture	1.02%	1.00%	1.07% <sup>(E)</sup>	1.05% <sup>(F)</sup>
Including waiver and/or reimbursement and recapture	1.02% <sup>(G)</sup>	0.99%	0.95% <sup>(E)</sup>	1.05% <sup>(F)</sup>
Net investment income (loss) to average net assets	0.96%	0.19%	0.57%	0.01% <sup>(F)</sup>
Portfolio turnover rate	80%	168%	84%	35% <sup>(D)</sup>

<sup>(A)</sup> Commenced operations on April 21, 2017.

<sup>(B)</sup> Calculated based on average number of shares outstanding.

<sup>(C)</sup> Rounds to less than \$0.01 or \$(0.01).

<sup>(D)</sup> Not annualized.

<sup>(E)</sup> Does not include expenses of the underlying investments in which the Fund invests.

<sup>(F)</sup> Annualized.

<sup>(G)</sup> Waiver and/or reimbursement rounds to less than 0.01%.

For a share outstanding during the period and years indicated:	Transamerica Small Cap Value			
	Class R6			
	October 31, 2020	October 31, 2019	October 31, 2018	October 31, 2017 <sup>(A)</sup>
<b>Net asset value, beginning of period/year</b>	\$10.00	\$10.81	\$12.10	\$11.20
<b>Investment operations:</b>				
Net investment income (loss) <sup>(B)</sup>	0.09	0.03	0.07	0.00 <sup>(C)</sup>
Net realized and unrealized gain (loss)	(1.39)	0.12	(0.84)	0.90
Total investment operations	(1.30)	0.15	(0.77)	0.90
Dividends and/or distributions to shareholders:				
Net investment income	(0.21)	(0.09)	(0.05)	–
Net realized gains	(0.21)	(0.87)	(0.47)	–
Total dividends and/or distributions to shareholders	(0.42)	(0.96)	(0.52)	–
<b>Net asset value, end of period/year</b>	<b>\$8.28</b>	<b>\$10.00</b>	<b>\$10.81</b>	<b>\$12.10</b>
<b>Total return</b>	<b>(13.69)%</b>	<b>2.84%</b>	<b>(6.85)%</b>	<b>7.93%<sup>(D)</sup></b>
<b>Ratio and supplemental data:</b>				
<b>Net assets end of period/year (000's)</b>	<b>\$50</b>	<b>\$58</b>	<b>\$57</b>	<b>\$61</b>
Expenses to average net assets				
Excluding waiver and/or reimbursement and recapture	0.92%	0.90%	0.95% <sup>(E)</sup>	0.93% <sup>(F)</sup>
Including waiver and/or reimbursement and recapture	0.90%	0.90% <sup>(G)</sup>	0.86% <sup>(E)</sup>	0.93% <sup>(F)</sup>
Net investment income (loss) to average net assets	1.08%	0.35%	0.57%	0.55% <sup>(F)</sup>
Portfolio turnover rate	80%	168%	84%	35% <sup>(D)</sup>

(A) Commenced operations on April 21, 2017.

(B) Calculated based on average number of shares outstanding.

(C) Rounds to less than \$0.01 or \$(0.01).

(D) Not annualized.

(E) Does not include expenses of the underlying investments in which the Fund invests.

(F) Annualized.

(G) Waiver and/or reimbursement rounds to less than 0.01%.

For a share outstanding during the years indicated:	Transamerica Small/Mid Cap Value				
	Class A				
	October 31, 2020	October 31, 2019	October 31, 2018	October 31, 2017	October 31, 2016
<b>Net asset value, beginning of year</b>	\$25.45	\$26.61	\$29.46	\$25.09	\$26.18
<b>Investment operations:</b>					
Net investment income (loss) <sup>(A)</sup>	0.14	0.13	0.14	0.03	0.24 <sup>(B)</sup>
Net realized and unrealized gain (loss)	(2.99)	1.41	0.61	5.92	0.87
Total investment operations	(2.85)	1.54	0.75	5.95	1.11
<b>Dividends and/or distributions to shareholders:</b>					
Net investment income	(0.13)	(0.14)	(0.06)	(0.22)	(0.03)
Net realized gains	(0.69)	(2.56)	(3.54)	(1.36)	(2.17)
Total dividends and/or distributions to shareholders	(0.82)	(2.70)	(3.60)	(1.58)	(2.20)
<b>Net asset value, end of year</b>	\$21.78	\$25.45	\$26.61	\$29.46	\$25.09
<b>Total return</b> <sup>(C)</sup>	(11.70)%	7.63%	2.25%	24.23%	4.69%
<b>Ratio and supplemental data:</b>					
<b>Net assets end of year (000's)</b>	\$268,643	\$349,550	\$357,948	\$362,890	\$338,577
Expenses to average net assets					
Excluding waiver and/or reimbursement and recapture	1.31%	1.31%	1.29%	1.28%	1.34%
Including waiver and/or reimbursement and recapture	1.31%	1.31%	1.29%	1.28%	1.33% <sup>(B)</sup>
Net investment income (loss) to average net assets	0.61%	0.54%	0.49%	0.09%	0.99% <sup>(B)</sup>
Portfolio turnover rate	65%	60%	61%	104%	74%

<sup>(A)</sup> Calculated based on average number of shares outstanding.

<sup>(B)</sup> Please reference the Custody Out-of-Pocket Expense section of the Notes to Financial Statements for more information regarding the reimbursement of custody fees. The amount of the reimbursement on a per share basis was immaterial to the class. The Expenses to average net assets including waiver and/or reimbursement and recapture ratio, and Net investment income (loss) to average net assets ratio would have been 0.01% higher and 0.01% lower, respectively, had the custodian not reimbursed the Fund.

<sup>(C)</sup> Total return has been calculated without deduction of the initial sales charge and contingent deferred sales charge.

For a share outstanding during the years indicated:	Transamerica Small/Mid Cap Value				
	Class C				
	October 31, 2020	October 31, 2019	October 31, 2018	October 31, 2017	October 31, 2016
<b>Net asset value, beginning of year</b>	\$21.62	\$23.05	\$26.07	\$22.37	\$23.70
<b>Investment operations:</b>					
Net investment income (loss) <sup>(A)</sup>	(0.01)	(0.02)	(0.03)	(0.15)	0.07 <sup>(B)</sup>
Net realized and unrealized gain (loss)	(2.55)	1.15	0.55	5.28	0.77
Total investment operations	(2.56)	1.13	0.52	5.13	0.84
Dividends and/or distributions to shareholders:					
Net investment income	—	—	—	(0.07)	—
Net realized gains	(0.69)	(2.56)	(3.54)	(1.36)	(2.17)
Total dividends and/or distributions to shareholders	(0.69)	(2.56)	(3.54)	(1.43)	(2.17)
<b>Net asset value, end of year</b>	<b>\$18.37</b>	<b>\$21.62</b>	<b>\$23.05</b>	<b>\$26.07</b>	<b>\$22.37</b>
<b>Total return<sup>(C)</sup></b>	<b>(12.35)%</b>	<b>6.85%</b>	<b>1.60%</b>	<b>23.43%</b>	<b>3.99%</b>
<b>Ratio and supplemental data:</b>					
<b>Net assets end of year (000's)</b>	\$58,622	\$116,291	\$165,647	\$241,737	\$237,404
Expenses to average net assets					
Excluding waiver and/or reimbursement and recapture	2.02%	2.00%	1.96%	1.95%	2.02%
Including waiver and/or reimbursement and recapture	2.02%	2.00%	1.96%	1.95%	2.01% <sup>(B)</sup>
Net investment income (loss) to average net assets	(0.04)%	(0.09)%	(0.11)%	(0.59)%	0.31% <sup>(B)</sup>
Portfolio turnover rate	65%	60%	61%	104%	74%

<sup>(A)</sup> Calculated based on average number of shares outstanding.

<sup>(B)</sup> Please reference the Custody Out-of-Pocket Expense section of the Notes to Financial Statements for more information regarding the reimbursement of custody fees. The amount of the reimbursement on a per share basis was immaterial to the class. The Expenses to average net assets including waiver and/or reimbursement and recapture ratio, and Net investment income (loss) to average net assets ratio would have been 0.01% higher and 0.01% lower, respectively, had the custodian not reimbursed the Fund.

<sup>(C)</sup> Total return has been calculated without deduction of the contingent deferred sales charge.



For a share outstanding during the years indicated:	Transamerica Small/Mid Cap Value				
	Class I				
	October 31, 2020	October 31, 2019	October 31, 2018	October 31, 2017	October 31, 2016
<b>Net asset value, beginning of year</b>	\$26.46	\$27.56	\$30.40	\$25.84	\$26.91
<b>Investment operations:</b>					
Net investment income (loss) <sup>(A)</sup>	0.23	0.23	0.24	0.10	0.34 <sup>(B)</sup>
Net realized and unrealized gain (loss)	(3.11)	1.46	0.63	6.14	0.89
Total investment operations	(2.88)	1.69	0.87	6.24	1.23
Dividends and/or distributions to shareholders:					
Net investment income	(0.22)	(0.23)	(0.17)	(0.32)	(0.13)
Net realized gains	(0.69)	(2.56)	(3.54)	(1.36)	(2.17)
Total dividends and/or distributions to shareholders	(0.91)	(2.79)	(3.71)	(1.68)	(2.30)
<b>Net asset value, end of year</b>	<b>\$22.67</b>	<b>\$26.46</b>	<b>\$27.56</b>	<b>\$30.40</b>	<b>\$25.84</b>
<b>Total return</b>	<b>(11.41)%</b>	<b>8.03%</b>	<b>2.60%</b>	<b>24.68%</b>	<b>5.06%</b>
<b>Ratio and supplemental data:</b>					
<b>Net assets end of year (000's)</b>	<b>\$228,537</b>	<b>\$296,684</b>	<b>\$270,188</b>	<b>\$242,460</b>	<b>\$158,538</b>
Expenses to average net assets					
Excluding waiver and/or reimbursement and recapture	0.95%	0.95%	0.94%	0.94%	0.98%
Including waiver and/or reimbursement and recapture	0.95%	0.95%	0.94%	0.94%	0.97% <sup>(B)</sup>
Net investment income (loss) to average net assets	0.98%	0.90%	0.82%	0.35%	1.35% <sup>(B)</sup>
Portfolio turnover rate	65%	60%	61%	104%	74%

<sup>(A)</sup> Calculated based on average number of shares outstanding.

<sup>(B)</sup> Please reference the Custody Out-of-Pocket Expense section of the Notes to Financial Statements for more information regarding the reimbursement of custody fees. The amount of the reimbursement on a per share basis was immaterial to the class. The Expenses to average net assets including waiver and/or reimbursement and recapture ratio, and Net investment income (loss) to average net assets ratio would have been 0.01% higher and 0.01% lower, respectively, had the custodian not reimbursed the Fund.

For a share outstanding during the years indicated:	Transamerica Small/Mid Cap Value				
	Class R6				
	October 31, 2020	October 31, 2019	October 31, 2018	October 31, 2017	October 31, 2016
<b>Net asset value, beginning of year</b>	\$26.64	\$27.74	\$30.56	\$25.97	\$26.95
<b>Investment operations:</b>					
Net investment income (loss) <sup>(A)</sup>	0.24	0.20	0.18	0.10	0.44 <sup>(B)</sup>
Net realized and unrealized gain (loss)	(3.12)	1.52	0.74	6.19	0.82
Total investment operations	(2.88)	1.72	0.92	6.29	1.26
Dividends and/or distributions to shareholders:					
Net investment income	(0.24)	(0.26)	(0.20)	(0.34)	(0.07)
Net realized gains	(0.69)	(2.56)	(3.54)	(1.36)	(2.17)
Total dividends and/or distributions to shareholders	(0.93)	(2.82)	(3.74)	(1.70)	(2.24)
<b>Net asset value, end of year</b>	<b>\$22.83</b>	<b>\$26.64</b>	<b>\$27.74</b>	<b>\$30.56</b>	<b>\$25.97</b>
<b>Total return</b>	<b>(11.32)%</b>	<b>8.11%</b>	<b>2.75%</b>	<b>24.79%</b>	<b>5.18%</b>
<b>Ratio and supplemental data:</b>					
<b>Net assets end of year (000's)</b>	\$51,481	\$48,043	\$11,822	\$3,961	\$941
Expenses to average net assets					
Excluding waiver and/or reimbursement and recapture	0.85%	0.85%	0.84%	0.84%	0.88%
Including waiver and/or reimbursement and recapture	0.85%	0.85%	0.84%	0.84%	0.86% <sup>(B)</sup>
Net investment income (loss) to average net assets	1.04%	0.80%	0.62%	0.33%	1.72% <sup>(B)</sup>
Portfolio turnover rate	65%	60%	61%	104%	74%

<sup>(A)</sup> Calculated based on average number of shares outstanding.

<sup>(B)</sup> Please reference the Custody Out-of-Pocket Expense section of the Notes to Financial Statements for more information regarding the reimbursement of custody fees. The amount of the reimbursement on a per share basis was immaterial to the class. The Expenses to average net assets including waiver and/or reimbursement and recapture ratio, and Net investment income (loss) to average net assets ratio would have been 0.02% higher and 0.02% lower, respectively, had the custodian not reimbursed the Fund.

For a share outstanding during the period indicated:	Transamerica Sustainable Bond
	Class I
	October 31, 2020 <sup>(A)</sup>
<b>Net asset value, beginning of period</b>	\$10.00
<b>Investment operations:</b>	
Net investment income (loss) <sup>(B)</sup>	0.02
Net realized and unrealized gain (loss)	(0.17)
Total investment operations	(0.15)
Dividends and/or distributions to shareholders:	
Net investment income	(0.03)
<b>Net asset value, end of period</b>	<b>\$9.82</b>
<b>Total return</b>	<b>(1.52)%<sup>(C)</sup></b>
<b>Ratio and supplemental data:</b>	
<b>Net assets end of period (000's)</b>	<b>\$985</b>
Expenses to average net assets	
Excluding waiver and/or reimbursement and recapture	1.79% <sup>(D)</sup>
Including waiver and/or reimbursement and recapture	0.50% <sup>(D)</sup>
Net investment income (loss) to average net assets	0.93% <sup>(D)</sup>
Portfolio turnover rate	33% <sup>(C)</sup>

(A) Commenced operations on July 31, 2020.

(B) Calculated based on average number of shares outstanding.

(C) Not annualized.

(D) Annualized.

For a share outstanding during the years indicated:	Transamerica Sustainable Equity Income				
	Class A				
	October 31, 2020	October 31, 2019	October 31, 2018	October 31, 2017	October 31, 2016
<b>Net asset value, beginning of year</b>	\$9.57	\$10.59	\$11.53	\$11.15	\$12.75
<b>Investment operations:</b>					
Net investment income (loss) <sup>(A)</sup>	0.15	0.20	0.21	0.20	0.23 <sup>(B)</sup>
Net realized and unrealized gain (loss)	(1.60)	0.43	(0.19)	1.92	0.23
Total investment operations	(1.45)	0.63	0.02	2.12	0.46
<b>Dividends and/or distributions to shareholders:</b>					
Net investment income	(0.16)	(0.20)	(0.21)	(0.24)	(0.23)
Net realized gains	(1.10)	(1.45)	(0.75)	(1.50)	(1.83)
Total dividends and/or distributions to shareholders	(1.26)	(1.65)	(0.96)	(1.74)	(2.06)
<b>Net asset value, end of year</b>	\$6.86	\$9.57	\$10.59	\$11.53	\$11.15
<b>Total return</b> <sup>(C)</sup>	(17.52)%	8.43%	(0.20)%	20.35%	4.30%
<b>Ratio and supplemental data:</b>					
<b>Net assets end of year (000's)</b>	\$69,391	\$82,402	\$83,567	\$94,083	\$86,943
Expenses to average net assets					
Excluding waiver and/or reimbursement and recapture	1.06%	1.05%	1.03%	1.01%	0.97%
Including waiver and/or reimbursement and recapture	1.06%	1.05%	1.03%	1.01%	0.97% <sup>(B)</sup>
Net investment income (loss) to average net assets	1.94%	2.11%	1.85%	1.77%	2.09% <sup>(B)</sup>
Portfolio turnover rate	45%	55%	22%	14%	54%

<sup>(A)</sup> Calculated based on average number of shares outstanding.

<sup>(B)</sup> Please reference the Custody Out-of-Pocket Expense section of the Notes to Financial Statements for more information regarding the reimbursement of custody fees. The amount of the reimbursement on a per share basis was immaterial to the class. The Expenses to average net assets including waiver and/or reimbursement and recapture ratio, and Net investment income (loss) to average net assets ratio would have been 0.01% higher and 0.01% lower, respectively, had the custodian not reimbursed the Fund.

<sup>(C)</sup> Total return has been calculated without deduction of the initial sales charge and contingent deferred sales charge.

For a share outstanding during the years indicated:	Transamerica Sustainable Equity Income				
	Class C				
	October 31, 2020	October 31, 2019	October 31, 2018	October 31, 2017	October 31, 2016
<b>Net asset value, beginning of year</b>	\$9.52	\$10.53	\$11.47	\$11.09	\$12.70
<b>Investment operations:</b>					
Net investment income (loss) <sup>(A)</sup>	0.09	0.12	0.11	0.11	0.14 <sup>(B)</sup>
Net realized and unrealized gain (loss)	(1.59)	0.44	(0.19)	1.91	0.22
Total investment operations	(1.50)	0.56	(0.08)	2.02	0.36
Dividends and/or distributions to shareholders:					
Net investment income	(0.09)	(0.12)	(0.11)	(0.14)	(0.14)
Net realized gains	(1.10)	(1.45)	(0.75)	(1.50)	(1.83)
Total dividends and/or distributions to shareholders	(1.19)	(1.57)	(0.86)	(1.64)	(1.97)
<b>Net asset value, end of year</b>	<b>\$6.83</b>	<b>\$9.52</b>	<b>\$10.53</b>	<b>\$11.47</b>	<b>\$11.09</b>
<b>Total return<sup>(C)</sup></b>	<b>(18.21)%</b>	<b>7.57%</b>	<b>(1.06)%</b>	<b>19.42%</b>	<b>3.41%</b>
<b>Ratio and supplemental data:</b>					
<b>Net assets end of year (000's)</b>	<b>\$2,641</b>	<b>\$5,836</b>	<b>\$5,816</b>	<b>\$7,080</b>	<b>\$7,755</b>
Expenses to average net assets					
Excluding waiver and/or reimbursement and recapture	1.93%	1.91%	1.86%	1.84%	1.80%
Including waiver and/or reimbursement and recapture	1.90%	1.90%	1.86%	1.84%	1.80% <sup>(B)</sup>
Net investment income (loss) to average net assets	1.23%	1.25%	1.02%	0.96%	1.23% <sup>(B)</sup>
Portfolio turnover rate	45%	55%	22%	14%	54%

<sup>(A)</sup> Calculated based on average number of shares outstanding.

<sup>(B)</sup> Please reference the Custody Out-of-Pocket Expense section of the Notes to Financial Statements for more information regarding the reimbursement of custody fees. The amount of the reimbursement on a per share basis was immaterial to the class. The Expenses to average net assets including waiver and/or reimbursement and recapture ratio, and Net investment income (loss) to average net assets ratio would have been 0.00% higher and 0.00% lower, respectively, had the custodian not reimbursed the Fund.

<sup>(C)</sup> Total return has been calculated without deduction of the contingent deferred sales charge.

For a share outstanding during the years indicated:	Transamerica Sustainable Equity Income				
	Class I				
	October 31, 2020	October 31, 2019	October 31, 2018	October 31, 2017	October 31, 2016
<b>Net asset value, beginning of year</b>	\$9.57	\$10.59	\$11.52	\$11.14	\$12.75
<b>Investment operations:</b>					
Net investment income (loss) <sup>(A)</sup>	0.17	0.21	0.22	0.21	0.25 <sup>(B)</sup>
Net realized and unrealized gain (loss)	(1.61)	0.44	(0.17)	1.93	0.22
Total investment operations	(1.44)	0.65	0.05	2.14	0.47
Dividends and/or distributions to shareholders:					
Net investment income	(0.17)	(0.22)	(0.23)	(0.26)	(0.25)
Net realized gains	(1.10)	(1.45)	(0.75)	(1.50)	(1.83)
Total dividends and/or distributions to shareholders	(1.27)	(1.67)	(0.98)	(1.76)	(2.08)
<b>Net asset value, end of year</b>	<b>\$6.86</b>	<b>\$9.57</b>	<b>\$10.59</b>	<b>\$11.52</b>	<b>\$11.14</b>
<b>Total return</b>	<b>(17.36)%</b>	<b>8.65%</b>	<b>0.06%</b>	<b>20.56%</b>	<b>4.38%</b>
<b>Ratio and supplemental data:</b>					
<b>Net assets end of year (000's)</b>	<b>\$8,240</b>	<b>\$12,013</b>	<b>\$16,823</b>	<b>\$17,286</b>	<b>\$10,559</b>
Expenses to average net assets					
Excluding waiver and/or reimbursement and recapture	0.88%	0.87%	0.85%	0.84%	0.81%
Including waiver and/or reimbursement and recapture	0.88%	0.87%	0.85%	0.84%	0.80% <sup>(B)</sup>
Net investment income (loss) to average net assets	2.16%	2.30%	1.98%	1.91%	2.26% <sup>(B)</sup>
Portfolio turnover rate	45%	55%	22%	14%	54%

<sup>(A)</sup> Calculated based on average number of shares outstanding.

<sup>(B)</sup> Please reference the Custody Out-of-Pocket Expense section of the Notes to Financial Statements for more information regarding the reimbursement of custody fees. The amount of the reimbursement on a per share basis was immaterial to the class. The Expenses to average net assets including waiver and/or reimbursement and recapture ratio, and Net investment income (loss) to average net assets ratio would have been 0.01% higher and 0.01% lower, respectively, had the custodian not reimbursed the Fund.

For a share outstanding during the years indicated:	Transamerica Sustainable Equity Income				
	Class R6				
	October 31, 2020	October 31, 2019	October 31, 2018	October 31, 2017	October 31, 2016
<b>Net asset value, beginning of year</b>	\$9.57	\$10.59	\$11.52	\$11.15	\$12.75
<b>Investment operations:</b>					
Net investment income (loss) <sup>(A)</sup>	0.16	0.22	0.24	0.21	0.27 <sup>(B)</sup>
Net realized and unrealized gain (loss)	(1.59)	0.44	(0.18)	1.93	0.22
Total investment operations	(1.43)	0.66	0.06	2.14	0.49
Dividends and/or distributions to shareholders:					
Net investment income	(0.18)	(0.23)	(0.24)	(0.27)	(0.26)
Net realized gains	(1.10)	(1.45)	(0.75)	(1.50)	(1.83)
Total dividends and/or distributions to shareholders	(1.28)	(1.68)	(0.99)	(1.77)	(2.09)
<b>Net asset value, end of year</b>	<b>\$6.86</b>	<b>\$9.57</b>	<b>\$10.59</b>	<b>\$11.52</b>	<b>\$11.15</b>
<b>Total return</b>	<b>(17.25)%</b>	<b>8.77%</b>	<b>0.17%</b>	<b>20.67%</b>	<b>4.57%</b>
<b>Ratio and supplemental data:</b>					
<b>Net assets end of year (000's)</b>	<b>\$4,586</b>	<b>\$4,518</b>	<b>\$4,082</b>	<b>\$3,524</b>	<b>\$474</b>
Expenses to average net assets					
Excluding waiver and/or reimbursement and recapture	0.78%	0.77%	0.75%	0.74%	0.71%
Including waiver and/or reimbursement and recapture	0.78%	0.77%	0.75%	0.74%	0.70% <sup>(B)</sup>
Net investment income (loss) to average net assets	2.18%	2.37%	2.11%	1.90%	2.39% <sup>(B)</sup>
Portfolio turnover rate	45%	55%	22%	14%	54%

<sup>(A)</sup> Calculated based on average number of shares outstanding.

<sup>(B)</sup> Please reference the Custody Out-of-Pocket Expense section of the Notes to Financial Statements for more information regarding the reimbursement of custody fees. The amount of the reimbursement on a per share basis was immaterial to the class. The Expenses to average net assets including waiver and/or reimbursement and recapture ratio, and Net investment income (loss) to average net assets ratio would have been 0.01% higher and 0.01% lower, respectively, had the custodian not reimbursed the Fund.

For a share outstanding during the period indicated:	Transamerica Unconstrained Bond
	Class A
	October 31, 2020 <sup>(A)</sup>
<b>Net asset value, beginning of period</b>	\$9.82
<b>Investment operations:</b>	
Net investment income (loss) <sup>(B)</sup>	0.02
Net realized and unrealized gain (loss)	0.08
Total investment operations	0.10
Dividends and/or distributions to shareholders:	
Net investment income	(0.02)
Return of capital	(0.01)
Total dividends and/or distributions to shareholders	(0.03)
<b>Net asset value, end of period</b>	\$9.89
<b>Total return</b>	0.98% <sup>(C)</sup>
<b>Ratio and supplemental data:</b>	
<b>Net assets end of period (000's)</b>	\$10
Expenses to average net assets <sup>(D)</sup>	
Excluding waiver and/or reimbursement and recapture	0.94% <sup>(E)</sup>
Including waiver and/or reimbursement and recapture	0.93% <sup>(E)</sup>
Net investment income (loss) to average net assets	2.25% <sup>(E)</sup>
Portfolio turnover rate	126%

(A) Commenced operations on October 1, 2020.

(B) Calculated based on average number of shares outstanding.

(C) Not annualized.

(D) Does not include expenses of the underlying investments in which the Fund invests.

(E) Annualized.



For a share outstanding during the years indicated:	Transamerica Unconstrained Bond				
	Class I				
	October 31, 2020	October 31, 2019	October 31, 2018	October 31, 2017	October 31, 2016
<b>Net asset value, beginning of year</b>	\$9.85	\$9.85	\$10.23	\$9.92	\$9.83
<b>Investment operations:</b>					
Net investment income (loss) <sup>(A)</sup>	0.28	0.41	0.37	0.22	0.42 <sup>(B)</sup>
Net realized and unrealized gain (loss)	0.08	0.00 <sup>(C),(D)</sup>	(0.38)	0.38	0.04
Total investment operations	0.36	0.41	(0.01)	0.60	0.46
<b>Dividends and/or distributions to shareholders:</b>					
Net investment income	(0.27)	(0.36)	(0.33)	(0.29)	(0.37)
Net realized gains	—	—	(0.00) <sup>(C)</sup>	—	—
Return of capital	(0.05)	(0.05)	(0.04)	—	—
Total dividends and/or distributions to shareholders	(0.32)	(0.41)	(0.37)	(0.29)	(0.37)
<b>Net asset value, end of year</b>	\$9.89	\$9.85	\$9.85	\$10.23	\$9.92
<b>Total return</b>	3.83%	4.23%	(0.14)%	6.07%	4.86%
<b>Ratio and supplemental data:</b>					
<b>Net assets end of year (000's)</b>	\$757	\$869	\$1,817	\$2,110	\$287
Expenses to average net assets					
Excluding waiver and/or reimbursement and recapture	0.80% <sup>(E)</sup>	0.83% <sup>(E)</sup>	0.87% <sup>(E)</sup>	0.91%	0.95%
Including waiver and/or reimbursement and recapture	0.80% <sup>(E),(F)</sup>	0.83% <sup>(E),(F)</sup>	0.87% <sup>(E),(F)</sup>	0.93%	0.95% <sup>(B)</sup>
Net investment income (loss) to average net assets	2.91%	4.22%	3.62%	2.18%	4.33% <sup>(B)</sup>
Portfolio turnover rate	126%	87%	72%	87%	141%

<sup>(A)</sup> Calculated based on average number of shares outstanding.

<sup>(B)</sup> Please reference the Custody Out-of-Pocket Expense section of the Notes to Financial Statements for more information regarding the reimbursement of custody fees. The amount of the reimbursement on a per share basis was immaterial to the class. The Expenses to average net assets including waiver and/or reimbursement and recapture ratio, and Net investment income (loss) to average net assets ratio would have been 0.00% higher and 0.00% lower, respectively, had the custodian not reimbursed the Fund.

<sup>(C)</sup> Rounds to less than \$0.01 or \$(0.01).

<sup>(D)</sup> The amount of net realized and unrealized gain/(loss) per share does not correspond with the amounts reported within the Statements of Changes due to the timing of purchases and redemptions of Fund shares and fluctuating market values during the period.

<sup>(E)</sup> Does not include expenses of the underlying investments in which the Fund invests.

<sup>(F)</sup> Waiver and/or reimbursement rounds to less than 0.01%.

For a share outstanding during the years indicated:	Transamerica US Growth				
	Class A				
	October 31, 2020	October 31, 2019	October 31, 2018	October 31, 2017	October 31, 2016
<b>Net asset value, beginning of year</b>	\$22.16	\$20.92	\$20.75	\$16.87	\$17.45
<b>Investment operations:</b>					
Net investment income (loss) <sup>(A)</sup>	(0.08)	(0.06)	(0.07)	0.01	0.00 <sup>(B),(C)</sup>
Net realized and unrealized gain (loss)	5.68	3.44	2.36	4.25	(0.17)
Total investment operations	5.60	3.38	2.29	4.26	(0.17)
Dividends and/or distributions to shareholders:					
Net investment income	—	—	(0.00) <sup>(C)</sup>	(0.01)	(0.00) <sup>(C)</sup>
Net realized gains	(1.84)	(2.14)	(2.12)	(0.37)	(0.41)
Total dividends and/or distributions to shareholders	(1.84)	(2.14)	(2.12)	(0.38)	(0.41)
<b>Net asset value, end of year</b>	<b>\$25.92</b>	<b>\$22.16</b>	<b>\$20.92</b>	<b>\$20.75</b>	<b>\$16.87</b>
<b>Total return<sup>(D)</sup></b>	<b>26.76%</b>	<b>19.17%</b>	<b>11.74%</b>	<b>25.76%</b>	<b>(0.95)%</b>
<b>Ratio and supplemental data:</b>					
<b>Net assets end of year (000's)</b>	\$764,325	\$661,541	\$550,529	\$500,587	\$432,130
Expenses to average net assets					
Excluding waiver and/or reimbursement and recapture	1.08%	1.16%	1.16%	1.18%	1.20%
Including waiver and/or reimbursement and recapture	1.08%	1.16%	1.16%	1.18%	1.18% <sup>(B)</sup>
Net investment income (loss) to average net assets	(0.35)%	(0.32)%	(0.35)%	0.07%	0.03% <sup>(B)</sup>
Portfolio turnover rate	28%	37%	27%	35%	34%

<sup>(A)</sup> Calculated based on average number of shares outstanding.

<sup>(B)</sup> Please reference the Custody Out-of-Pocket Expense section of the Notes to Financial Statements for more information regarding the reimbursement of custody fees. The amount of the reimbursement on a per share basis was immaterial to the class. The Expenses to average net assets including waiver and/or reimbursement and recapture ratio, and Net investment income (loss) to average net assets ratio would have been 0.02% higher and 0.02% lower, respectively, had the custodian not reimbursed the Fund.

<sup>(C)</sup> Rounds to less than \$0.01 or \$(0.01).

<sup>(D)</sup> Total return has been calculated without deduction of the initial sales charge and contingent deferred sales charge.

For a share outstanding during the years indicated:	Transamerica US Growth				
	Class C				
	October 31, 2020	October 31, 2019	October 31, 2018	October 31, 2017	October 31, 2016
<b>Net asset value, beginning of year</b>	\$20.47	\$19.63	\$19.75	\$16.18	\$16.89
<b>Investment operations:</b>					
Net investment income (loss) <sup>(A)</sup>	(0.24)	(0.21)	(0.22)	(0.13)	(0.12) <sup>(B)</sup>
Net realized and unrealized gain (loss)	5.19	3.19	2.22	4.07	(0.18)
Total investment operations	4.95	2.98	2.00	3.94	(0.30)
Dividends and/or distributions to shareholders:					
Net investment income	—	—	—	(0.00) <sup>(C)</sup>	—
Net realized gains	(1.84)	(2.14)	(2.12)	(0.37)	(0.41)
Total dividends and/or distributions to shareholders	(1.84)	(2.14)	(2.12)	(0.37)	(0.41)
<b>Net asset value, end of year</b>	<b>\$23.58</b>	<b>\$20.47</b>	<b>\$19.63</b>	<b>\$19.75</b>	<b>\$16.18</b>
<b>Total return<sup>(D)</sup></b>	<b>25.72%</b>	<b>18.30%</b>	<b>10.78%</b>	<b>24.84%</b>	<b>(1.77)%</b>
<b>Ratio and supplemental data:</b>					
<b>Net assets end of year (000's)</b>	<b>\$18,000</b>	<b>\$18,378</b>	<b>\$13,930</b>	<b>\$48,087</b>	<b>\$44,877</b>
Expenses to average net assets					
Excluding waiver and/or reimbursement and recapture	1.87% <sup>(E)</sup>	1.93%	1.96%	1.97%	1.99%
Including waiver and/or reimbursement and recapture	1.87% <sup>(E),(F)</sup>	1.93%	1.96%	1.97%	1.97% <sup>(B)</sup>
Net investment income (loss) to average net assets	(1.12)%	(1.09)%	(1.09)%	(0.72)%	(0.76)% <sup>(B)</sup>
Portfolio turnover rate	28%	37%	27%	35%	34%

(A) Calculated based on average number of shares outstanding.

(B) Please reference the Custody Out-of-Pocket Expense section of the Notes to Financial Statements for more information regarding the reimbursement of custody fees. The amount of the reimbursement on a per share basis was immaterial to the class. The Expenses to average net assets including waiver and/or reimbursement and recapture ratio, and Net investment income (loss) to average net assets ratio would have been 0.02% higher and 0.02% lower, respectively, had the custodian not reimbursed the Fund.

(C) Rounds to less than \$0.01 or \$(0.01).

(D) Total return has been calculated without deduction of the contingent deferred sales charge.

(E) Includes extraordinary expenses outside the operating expense limit.

(F) Waiver and/or reimbursement rounds to less than 0.01%.

For a share outstanding during the years indicated:	Transamerica US Growth				
	Class I				
	October 31, 2020	October 31, 2019	October 31, 2018	October 31, 2017	October 31, 2016
<b>Net asset value, beginning of year</b>	\$22.70	\$21.31	\$21.11	\$17.15	\$17.74
<b>Investment operations:</b>					
Net investment income (loss) <sup>(A)</sup>	(0.02)	(0.01)	(0.01)	0.07	0.06 <sup>(B)</sup>
Net realized and unrealized gain (loss)	5.83	3.54	2.39	4.33	(0.18)
Total investment operations	5.81	3.53	2.38	4.40	(0.12)
Dividends and/or distributions to shareholders:					
Net investment income	—	—	(0.06)	(0.07)	(0.06)
Net realized gains	(1.84)	(2.14)	(2.12)	(0.37)	(0.41)
Total dividends and/or distributions to shareholders	(1.84)	(2.14)	(2.18)	(0.44)	(0.47)
<b>Net asset value, end of year</b>	\$26.67	\$22.70	\$21.31	\$21.11	\$17.15
<b>Total return</b>	27.07%	19.56%	12.01%	26.21%	(0.67)%
<b>Ratio and supplemental data:</b>					
<b>Net assets end of year (000's)</b>	\$309,755	\$266,730	\$186,752	\$183,788	\$160,628
Expenses to average net assets					
Excluding waiver and/or reimbursement and recapture	0.82%	0.86%	0.87%	0.88%	0.87%
Including waiver and/or reimbursement and recapture	0.82%	0.86%	0.87%	0.88%	0.85% <sup>(B)</sup>
Net investment income (loss) to average net assets	(0.08)%	(0.03)%	(0.06)%	0.37%	0.35% <sup>(B)</sup>
Portfolio turnover rate	28%	37%	27%	35%	34%

<sup>(A)</sup> Calculated based on average number of shares outstanding.

<sup>(B)</sup> Please reference the Custody Out-of-Pocket Expense section of the Notes to Financial Statements for more information regarding the reimbursement of custody fees. The amount of the reimbursement on a per share basis was immaterial to the class. The Expenses to average net assets including waiver and/or reimbursement and recapture ratio, and Net investment income (loss) to average net assets ratio would have been 0.02% higher and 0.02% lower, respectively, had the custodian not reimbursed the Fund.

For a share outstanding during the years indicated:	Transamerica US Growth				
	Class T				
	October 31, 2020	October 31, 2019	October 31, 2018	October 31, 2017	October 31, 2016
<b>Net asset value, beginning of year</b>	\$64.44	\$56.19	\$52.20	\$41.76	\$42.47
<b>Investment operations:</b>					
Net investment income (loss) <sup>(A)</sup>	(0.01)	0.02	0.00 <sup>(B)</sup>	0.20	0.17 <sup>(C)</sup>
Net realized and unrealized gain (loss)	17.18	10.37	6.16	10.66	(0.43)
Total investment operations	17.17	10.39	6.16	10.86	(0.26)
Dividends and/or distributions to shareholders:					
Net investment income	—	—	(0.05)	(0.05)	(0.04)
Net realized gains	(1.84)	(2.14)	(2.12)	(0.37)	(0.41)
Total dividends and/or distributions to shareholders	(1.84)	(2.14)	(2.17)	(0.42)	(0.45)
<b>Net asset value, end of year</b>	<b>\$79.77</b>	<b>\$64.44</b>	<b>\$56.19</b>	<b>\$52.20</b>	<b>\$41.76</b>
<b>Total return<sup>(D)</sup></b>	<b>27.17%</b>	<b>19.63%</b>	<b>12.10%</b>	<b>26.24%</b>	<b>(0.59)%</b>
Ratios and supplemental data:					
<b>Net assets end of year (000's)</b>	<b>\$144,510</b>	<b>\$125,598</b>	<b>\$113,486</b>	<b>\$109,183</b>	<b>\$94,877</b>
Expenses to average net assets					
Excluding waiver and/or reimbursement and recapture	0.75%	0.80%	0.81%	0.82%	0.82%
Including waiver and/or reimbursement and recapture	0.75%	0.80%	0.81%	0.82%	0.80% <sup>(C)</sup>
Net investment income (loss) to average net assets	(0.02)%	0.04%	0.02%	0.43%	0.40% <sup>(C)</sup>
Portfolio turnover rate	28%	37%	27%	35%	34%

<sup>(A)</sup> Calculated based on average number of shares outstanding.

<sup>(B)</sup> Rounds to less than \$0.01 or \$(0.01).

<sup>(C)</sup> Please reference the Custody Out-of-Pocket Expense section of the Notes to Financial Statements for more information regarding the reimbursement of custody fees. The amount of the reimbursement on a per share basis was immaterial to the class. The Expenses to average net assets including waiver and/or reimbursement and recapture ratio, and Net investment income (loss) to average net assets ratio would have been 0.02% higher and 0.02% lower, respectively, had the custodian not reimbursed the Fund.

<sup>(D)</sup> Total return has been calculated without deduction of the initial sales charge.



## Appendix - Waivers and Discounts Available from Intermediaries

The availability of certain sales charge waivers and discounts will depend on how you purchase your shares, including whether you purchase your shares through a financial intermediary. Intermediaries may have different policies and procedures regarding the availability of front-end sales load waivers or contingent deferred (back-end) sales load (“CDSC”) waivers, certain of which are discussed below. In all instances, it is the purchaser’s responsibility to notify the fund or the purchaser’s financial intermediary at the time of purchase of any relationship or other facts qualifying the purchaser for sales charge waivers or discounts. The sales charge waivers and discounts described in this Appendix are available only if you purchase your shares through the designated intermediaries listed below.

The Transamerica Fund Family consists of (i) Transamerica Funds (“TF”); (ii) Transamerica Series Trust (“TST”); (iii) Transamerica ETF Trust (“TET”); and (iv) Transamerica Asset Allocation Variable Funds (“TAAVF”) (collectively, the “Transamerica Fund Family”).

### • Ameriprise Financial (“Ameriprise”):

Shareholders purchasing fund shares through an Ameriprise platform or account will be eligible for the following front-end sales charge waivers and discounts with respect to Class A shares, which may differ from those disclosed elsewhere in the prospectus or SAI.

#### **Class A Shares Front-end Sales Charge Waivers Available at Ameriprise**

- Employer-sponsored retirement plans (e.g., 401(k) plans, 457 plans, employer-sponsored 403(b) plans, profit sharing and money purchase pension plans and defined benefit plans). For purposes of this provision, employer-sponsored retirement plans do not include SEP IRAs, Simple IRAs or SAR-SEPs.
- Shares purchased through reinvestment of capital gains distributions and dividend reinvestment when purchasing shares of the same fund (but not any other fund within the Transamerica Fund Family).
- Shares exchanged from Class C shares of the same fund in the month of or following the 7-year anniversary of the purchase date. To the extent that the prospectus elsewhere provides for a waiver with respect to exchanges of Class C shares or conversion of Class C shares following a shorter holding period, that waiver will apply.
- Employees and registered representatives of Ameriprise or its affiliates and their immediate family members.
- Shares purchased by or through qualified accounts (including IRAs, Coverdell Education Savings Accounts, 401(k)s, 403(b) TSCAs subject to ERISA and defined benefit plans) that are held by a covered family member, defined as an Ameriprise financial advisor and/or the advisor’s spouse, advisor’s lineal ascendant (mother, father, grandmother, grandfather, great grandmother, great grandfather), advisor’s lineal descendant (son, step-son, daughter, step-daughter, grandson, granddaughter, great grandson, great granddaughter) or any spouse of a covered family member who is a lineal descendant.
- Shares purchased from the proceeds of redemptions from another fund within the Transamerica Fund Family, provided (1) the repurchase occurs within 90 days following the redemption, (2) the redemption and purchase occur in the same account, and (3) redeemed shares were subject to a front-end or deferred sales load (i.e. Rights of Reinstatement).

### • Baird (“Baird”):

Effective June 15, 2020, shareholders purchasing fund shares through a Baird platform or account will only be eligible for the following sales charge waivers (front-end sales charge waivers and CDSC waivers) and discounts, which may differ from those disclosed elsewhere in the prospectus or the SAI.

#### **Front-end Sales Charge Waivers on Class A shares Available at Baird**

- Shares purchased through reinvestment of capital gains distributions and dividend reinvestment when purchasing shares of the same fund
- Shares purchased by employees and registered representatives of Baird or its affiliates and their family members as designated by Baird
- Shares purchased from the proceeds of redemptions from another fund in the Transamerica Fund Family, provided (1) the repurchase occurs within 90 days following the redemption, (2) the redemption and purchase occur in the same accounts, and (3) redeemed shares were subject to a front-end or deferred sales charge (known as rights of reinstatement)
- A shareholder in the fund’s Class C shares will have their shares converted at net asset value to Class A shares of the fund if the shares are no longer subject to CDSC and the conversion is in line with the policies and procedures of Baird
- Shares purchased through employer-sponsored retirement plans or charitable accounts in a transactional brokerage account at Baird, including 401(k) plans, 457 plans, employer-sponsored 403(b) plans, profit sharing and money purchase pension plans and defined benefit plans. For purposes of this provision, employer-sponsored retirement plans do not include SEP IRAs, Simple IRAs or SAR-SEPs

#### **CDSC Waivers on Class A and Class C shares Available at Baird**

- Shares sold due to death or disability of the shareholder

- Shares sold as part of a systematic withdrawal plan as described in the fund's prospectus
- Shares bought due to returns of excess contributions from an IRA Account
- Shares sold as part of a required minimum distribution for IRA and retirement accounts due to the shareholder reaching the qualified age based on applicable IRS regulations as described in the fund's prospectus
- Shares sold to pay Baird fees but only if the transaction is initiated by Baird
- Shares acquired through a right of reinstatement

#### **Front-end Sales Charge Discounts Available at Baird: Breakpoints and/or Rights of Accumulations**

- Breakpoints as described in the prospectus
- Rights of accumulations which entitles shareholders to breakpoint discounts will be automatically calculated based on the aggregated holding of Transamerica Fund Family assets held by accounts within the purchaser's household at Baird. Eligible Transamerica Fund Family assets not held at Baird may be included in the rights of accumulations calculation only if the shareholder notifies his or her financial advisor about such assets
- Letters of Intent (LOI) allow for breakpoint discounts based on anticipated purchases of funds within the Transamerica Fund Family through Baird, over a 13-month period of time
- **Edward D. Jones & Co., L.P. ("Edward Jones"):**

#### **Policies Regarding Transactions Through Edward Jones**

*The following information has been provided by Edward Jones:*

Effective on or after March 1, 2021, the following information supersedes prior information with respect to transactions and positions held in fund shares through an Edward Jones system. Clients of Edward Jones (also referred to as "shareholders") purchasing fund shares on the Edward Jones commission and fee-based platforms are eligible only for the following sales charge discounts (also referred to as "breakpoints") and waivers, which can differ from discounts and waivers described elsewhere in the fund's prospectus or statement of additional information ("SAI") or through another broker-dealer. In all instances, it is the shareholder's responsibility to inform Edward Jones at the time of purchase of any relationship, holdings of the Transamerica Fund Family, or other facts qualifying the purchaser for discounts or waivers. Edward Jones can ask for documentation of such circumstance. Shareholders should contact Edward Jones if they have questions regarding their eligibility for these discounts and waivers.

#### **Breakpoints**

- Breakpoint pricing, otherwise known as volume pricing, at dollar thresholds as described in the prospectus.

#### **Rights of Accumulation ("ROA")**

- The applicable sales charge on a purchase of Class A shares is determined by taking into account all share classes (except certain money market funds and any assets held in group retirement plans) of the Transamerica Fund Family held by the shareholder or in an account grouped by Edward Jones with other accounts for the purpose of providing certain pricing considerations ("pricing groups"). If grouping assets as a shareholder, this includes all share classes held on the Edward Jones platform and/or held on another platform. The inclusion of eligible Transamerica Fund Family assets in the ROA calculation is dependent on the shareholder notifying Edward Jones of such assets at the time of calculation. Money market funds are included only if such shares were sold with a sales charge at the time of purchase or acquired in exchange for shares purchased with a sales charge.
- The employer maintaining a SEP IRA plan and/or SIMPLE IRA plan may elect to establish or change ROA for the IRA accounts associated with the plan to a plan-level grouping as opposed to including all share classes at a shareholder or pricing group level.
- ROA is determined by calculating the higher of cost minus redemptions or market value (current shares x NAV).

#### **Letter of Intent ("LOI")**

- Through a LOI, shareholders can receive the sales charge and breakpoint discounts for purchases shareholders intend to make over a 13-month period from the date Edward Jones receives the LOI. The LOI is determined by calculating the higher of cost or market value of qualifying holdings at LOI initiation in combination with the value that the shareholder intends to buy over a 13-month period to calculate the front-end sales charge and any breakpoint discounts. Each purchase the shareholder makes during that 13-month period will receive the sales charge and breakpoint discount that applies to the total amount. The inclusion of Transamerica Fund Family assets in the LOI calculation is dependent on the shareholder notifying Edward Jones of such assets at the time of calculation. Purchases made before the LOI is received by Edward Jones are not adjusted under the LOI and will not reduce the sales charge previously paid. Sales charges will be adjusted if LOI is not met.
- If the employer maintaining a SEP IRA plan and/or SIMPLE IRA plan has elected to establish or change ROA for the IRA accounts associated with the plan to a plan-level grouping, LOIs will also be at the plan-level and may only be established by the employer.

#### **Sales Charge Waivers**

Sales charges are waived for the following shareholders and in the following situations:



- Associates of Edward Jones and its affiliates and their family members who are in the same pricing group (as determined by Edward Jones under its policies and procedures) as the associate. This waiver will continue for the remainder of the associate's life if the associate retires from Edward Jones in good-standing and remains in good standing pursuant to Edward Jones' policies and procedures.
- Shares purchased in an Edward Jones fee-based program.
- Shares purchased through reinvestment of capital gains distributions and dividend reinvestment.
- Shares purchased from the proceeds of redeemed shares of the Transamerica Fund Family, so long as the following conditions are met: 1) the proceeds are from the sale of shares within 60 days of the purchase, and 2) the sale and purchase are made in the same share class and the same account or the purchase is made in an individual retirement account with proceeds from liquidations in a non-retirement account.
- Shares exchanged into Class A shares from another share class so long as the exchange is into the same fund and was initiated at the discretion of Edward Jones. Edward Jones is responsible for any remaining CDSC due to the fund company, if applicable. Any future purchases are subject to the applicable sales charge as disclosed in the prospectus.
- Exchanges from Class C shares to Class A shares of the same fund, generally, in the 84<sup>th</sup> month following the anniversary of the purchase date or earlier at the discretion of Edward Jones.

### **Contingent Deferred Sales Charge ("CDSC") Waivers**

If the shareholder purchases shares that are subject to a CDSC and those shares are redeemed before the CDSC is expired, the shareholder is responsible to pay the CDSC except in the following conditions:

- The death or disability of the shareholder.
- Systematic withdrawals with up to 10% per year of the account value.
- Return of excess contributions from an Individual Retirement Account ("IRA").
- Shares sold as part of a required minimum distribution for IRA and retirement accounts if the redemption is taken in or after the year the shareholder reaches qualified age based on applicable IRS regulations.
- Shares sold to pay Edward Jones fees or costs in such cases where the transaction is initiated by Edward Jones.
- Shares exchanged in an Edward Jones fee-based program.
- Shares acquired through NAV reinstatement.
- Shares redeemed at the discretion of Edward Jones for Minimum Balances, as described below.

### **Other Important Information Regarding Transactions Through Edward Jones**

#### **Minimum Purchase Amounts**

- Initial purchase minimum: \$250
- Subsequent purchase minimum: none

#### **Minimum Balances**

- Edward Jones has the right to redeem at its discretion fund holdings with a balance of \$250 or less. The following are examples of accounts that are not included in this policy:
- A fee-based account held on an Edward Jones platform
- A 529 account held on an Edward Jones platform
- An account with an active systematic investment plan or LOI

#### **Exchanging Share Classes**

- At any time it deems necessary, Edward Jones has the authority to exchange at NAV a shareholder's holdings in a fund to Class A shares of the same fund.
- **Janney Montgomery Scott LLC ("Janney"):**

Effective May 1, 2020, if you purchase fund shares through a Janney brokerage account, you will be eligible for the following load waivers (front-end sales charge waivers and contingent deferred sales charge ("CDSC"), or back-end sales charge, waivers) and discounts, which may differ from those disclosed elsewhere in the fund's prospectus or SAI.

#### **Front-end Sales Charge\* Waivers on Class A shares available at Janney**

- Shares purchased through reinvestment of capital gains distributions and dividend reinvestment when purchasing shares of the same fund (but not any other fund within the Transamerica Fund Family).
- Shares purchased by employees and registered representatives of Janney or its affiliates and their family members as designated by Janney.
- Shares purchased from the proceeds of redemptions within the Transamerica Fund Family, provided (1) the repurchase occurs within ninety (90) days following the redemption, (2) the redemption and purchase occur in the same account, and (3) redeemed shares were subject to a front-end or deferred sales load (i.e., right of reinstatement).

- Employer-sponsored retirement plans (e.g., 401(k) plans, 457 plans, employer-sponsored 403(b) plans, profit sharing and money purchase pension plans and defined benefit plans). For purposes of this provision, employer-sponsored retirement plans do not include SEP IRAs, Simple IRAs, SAR-SEPs or Keogh plans.
- Shares acquired through a right of reinstatement.
- Class C shares that are no longer subject to a contingent deferred sales charge and are converted to Class A shares of the same fund pursuant to Janney's policies and procedures.

#### **CDSC Waivers on Class A and Class C Shares available at Janney**

- Shares sold upon the death or disability of the shareholder.
- Shares sold as part of a systematic withdrawal plan as described in the fund's prospectus.
- Shares purchased in connection with a return of excess contributions from an IRA account.
- Shares sold as part of a required minimum distribution for IRA and other retirement accounts due to the reaching the qualified age based on applicable IRS regulations as described in the fund's prospectus.
- Shares sold to pay Janney fees but only if the transaction is initiated by Janney.
- Shares acquired through a right of reinstatement.
- Shares exchanged into the same share class of a different fund.

#### **Front-end Sales Charge\* Discounts Available at Janney: Breakpoints, Rights of Accumulation and/or Letters of Intent**

- Breakpoints as described in the fund's prospectus.
- Rights of accumulation ("ROA"), which entitle shareholders to breakpoint discounts, will be automatically calculated based on the aggregated holding of Transamerica Fund Family assets held by accounts within the purchaser's household at Janney. Eligible Transamerica Fund Family assets not held at Janney may be included in the ROA calculation only if the shareholder notifies his or her financial advisor about such assets.
- Letters of intent which allow for breakpoint discounts based on anticipated purchases within the Transamerica Fund Family, over a 13-month time period. Eligible Transamerica Fund Family assets not held at Janney may be included in the calculation of letters of intent only if the shareholder notifies his or her financial advisor about such assets.

\*Also referred to as an "initial sales charge."

#### **Merrill Lynch, Pierce, Fenner & Smith Incorporated ("Merrill Lynch"):**

Shareholders purchasing fund shares through a Merrill Lynch platform or account will be eligible only for the following load waivers (front-end sales charge waivers and contingent deferred, or back-end, sales charge waivers) and discounts, which may differ from those disclosed elsewhere in the fund's prospectus or SAI.

#### **Front-end Sales Charge Waivers on Class A shares available at Merrill Lynch**

- Employer-sponsored retirement, deferred compensation and employee benefit plans (including health savings accounts) and trusts used to fund those plans, provided that the shares are not held in a commission-based brokerage account and shares are held for the benefit of the plan
- Shares purchased by a 529 Plan (does not include 529 Plan units or 529-specific share classes or equivalents)
- Shares purchased through a Merrill Lynch affiliated investment advisory program
- Shares exchanged due to the holdings moving from a Merrill Lynch affiliated investment advisory program to a Merrill Lynch brokerage (non-advisory account pursuant to Merrill Lynch's policies relating to sales load discounts and waivers)
- Shares purchased by third party investment advisers on behalf of their advisory clients through a Merrill Lynch platform
- Shares of funds purchased through the Merrill Edge Self-Directed platform (if applicable)
- Shares purchased through reinvestment of capital gains distributions and dividend reinvestment when purchasing shares of the same fund (but not any other fund within the Transamerica Fund Family)
- Shares exchanged from Class C (i.e. level-load) shares of the same fund pursuant to Merrill Lynch's policies and procedures relating to sales load discounts and waivers
- Employees and registered representatives of Merrill Lynch or its affiliates and their family members
- Directors or Trustees of the fund, and employees of the fund's investment adviser or any of its affiliates, as described in the prospectus
- Eligible shares purchased from the proceeds of redemptions from within the Transamerica Fund Family, provided (1) the repurchase occurs within 90 days following the redemption, (2) the redemption and purchase occur in the same account, and (3) redeemed shares were subject to a front-end or deferred sales load (known as Rights of Reinstatement). Automated transactions (i.e. systematic purchases and withdrawals) and purchases made after shares are automatically sold to pay Merrill Lynch's account maintenance fees are not eligible for reinstatement

#### **CDSC Waivers on Class A and Class C Shares available at Merrill Lynch**

- Death or disability of the shareholder
- Shares sold as part of a systematic withdrawal plan as described in the fund's prospectus

- Return of excess contributions from an IRA Account
- Shares sold as part of a required minimum distribution for IRA and retirement accounts pursuant to the Internal Revenue Code
- Shares sold to pay Merrill Lynch fees but only if the transaction is initiated by Merrill Lynch
- Shares redeemed through a right of reinstatement
- Shares held in retirement brokerage accounts, that are exchanged for a lower cost share class due to transfer to certain fee-based accounts or platforms (applicable to A and C shares only)
- Shares received through an exchange due to the holdings moving from a Merrill Lynch affiliated investment advisory program to a Merrill Lynch brokerage (non-advisory) account pursuant to Merrill Lynch's policies relating to sales load discounts and waivers

#### **Front-end Load Discounts Available at Merrill Lynch: Breakpoints, Rights of Accumulation & Letters of Intent**

- Breakpoints as described in the prospectus
- Rights of Accumulation ("ROA") which entitle shareholders to breakpoint discounts as described in the fund's prospectus will be automatically calculated based on the aggregated holding of Transamerica Fund Family assets held by accounts (including 529 program holdings, where applicable) within the purchaser's household at Merrill Lynch. Eligible Transamerica Fund Family assets not held at Merrill Lynch may be included in the ROA calculation only if the shareholder notifies his or her financial advisor about such assets
- Letters of Intent ("LOI") which allow for breakpoint discounts based on anticipated purchases within the Transamerica Fund Family, through Merrill Lynch, over a 13-month period of time (if applicable)
- **Morgan Stanley Smith Barney LLC ("Morgan Stanley"):**

Effective July 1, 2018, shareholders purchasing fund shares through a Morgan Stanley Wealth Management transactional brokerage account will be eligible only for the following front-end sales charge waivers with respect to Class A shares, which may differ from and may be more limited than those disclosed elsewhere in the prospectus or SAI.

#### **Front-end Sales Charge Waivers on Class A Shares available at Morgan Stanley Wealth Management**

- Employer-sponsored retirement plans (e.g., 401(k) plans, 457 plans, employer-sponsored 403(b) plans, profit sharing and money purchase pension plans and defined benefit plans). For purposes of this provision, employer-sponsored retirement plans do not include SEP IRAs, Simple IRAs, SAR-SEPs or Keogh plans.
- Morgan Stanley employee and employee-related accounts according to Morgan Stanley's account linking rules.
- Shares purchased through reinvestment of dividends and capital gains distributions when purchasing shares of the same fund.
- Shares purchased through a Morgan Stanley self-directed brokerage account.
- Class C (i.e., level-load) shares that are no longer subject to a contingent deferred sales charge and are converted to Class A shares of the same fund pursuant to Morgan Stanley Wealth Management's share class conversion program.
- Shares purchased from the proceeds of redemptions within the Transamerica Fund Family, provided (i) the repurchase occurs within 90 days following the redemption, (ii) the redemption and purchase occur in the same account, and (iii) redeemed shares were subject to a front-end or deferred sales charge.
- **Oppenheimer & Co. ("Oppenheimer"):**

Effective February 26, 2020, shareholders purchasing fund shares through an Oppenheimer platform or account are eligible only for the following load waivers (front-end sales charge waivers and contingent deferred, or back-end, sales charge waivers) and discounts, which may differ from those disclosed elsewhere in the fund's prospectus or SAI.

#### **Front-end Sales Load Waivers on Class A Shares available at Oppenheimer**

- Employer-sponsored retirement, deferred compensation and employee benefit plans (including health savings accounts) and trusts used to fund those plans, provided that the shares are not held in a commission-based brokerage account and shares are held for the benefit of the plan
- Shares purchased by or through a 529 Plan
- Shares purchased through a Oppenheimer affiliated investment advisory program
- Shares purchased through reinvestment of capital gains distributions and dividend reinvestment when purchasing shares of the same fund (but not any other fund within the Transamerica Fund Family)
- Shares purchased from the proceeds of redemptions within the Transamerica Fund Family, provided (1) the repurchase occurs within 90 days following the redemption, (2) the redemption and purchase occur in the same amount, and (3) redeemed shares were subject to a front-end or deferred sales load (known as Rights of Restatement).
- A shareholder in the fund's Class C shares will have their shares converted at net asset value to Class A shares (or the appropriate share class) of the fund if the shares are no longer subject to a CDSC and the conversion is in line with the policies and procedures of Oppenheimer
- Employees and registered representatives of Oppenheimer or its affiliates and their family members
- Directors or Trustees of the fund, and employees of the fund's investment adviser or any of its affiliates, as described in the prospectus

**CDSC Waivers on A, B and C Shares available at Oppenheimer**

- Death or disability of the shareholder
- Shares sold as part of a systematic withdrawal plan as described in the fund's prospectus
- Return of excess contributions from an IRA Account
- Shares sold as part of a required minimum distribution for IRA and retirement accounts due to the shareholder reaching the qualified age based on applicable IRS regulations as described in the prospectus
- Shares sold to pay Oppenheimer fees but only if the transaction is initiated by Oppenheimer
- Shares acquired through a right of reinstatement

**Front-end load Discounts Available at Oppenheimer: Breakpoints, Rights of Accumulation & Letters of Intent**

- Breakpoints as described in the prospectus
- Rights of Accumulation ("ROA") which entitle shareholders to breakpoint discounts will be automatically calculated based on the aggregated holding of Transamerica Fund Family assets held by accounts within the purchaser's household at Oppenheimer. Eligible Transamerica Fund Family assets not held at Oppenheimer may be included in the ROA calculation only if the shareholder notifies his or her financial advisor about such assets
- **Raymond James & Associates, Inc., Raymond James Financial Services, Inc. & Raymond James affiliates ("Raymond James"):**

Effective March 1, 2019, shareholders purchasing fund shares through a Raymond James platform or account, or through an introducing broker-dealer or independent registered investment adviser for which Raymond James provides trade execution, clearance, and/or custody services, will be eligible only for the following load waivers (front-end sales charge waivers and contingent deferred, or back-end, sales charge waivers) and discounts, which may differ from those disclosed elsewhere in the fund's prospectus or SAI.

**Front-end Sales Charge Waivers on Class A Shares available at Raymond James**

- Shares purchased in an investment advisory program.
- Shares purchased within the Transamerica Fund Family through a systematic reinvestment of capital gains and dividend distributions.
- Employees and registered representatives of Raymond James or its affiliates and their family members as designated by Raymond James.
- Shares purchased from the proceeds of redemptions within the Transamerica Fund Family, provided (1) the repurchase occurs within 90 days following the redemption, (2) the redemption and purchase occur in the same account, and (3) redeemed shares were subject to a front-end or deferred sales load (known as Rights of Reinstatement).
- A shareholder in the fund's Class C shares will have their shares converted at net asset value to Class A shares (or the appropriate share class) of the fund if the shares are no longer subject to a CDSC and the conversion is in line with the policies and procedures of Raymond James.

**CDSC Waivers on Classes A and C Shares available at Raymond James**

- Death or disability of the shareholder.
- Shares sold as part of a systematic withdrawal plan as described in the fund's prospectus.
- Return of excess contributions from an IRA Account.
- Shares sold as part of a required minimum distribution for IRA and retirement accounts due to the shareholder reaching the qualified age based on applicable IRS regulations as described in the fund's prospectus.
- Shares sold to pay Raymond James fees but only if the transaction is initiated by Raymond James.
- Shares acquired through a right of reinstatement.

**Front-end load discounts available at Raymond James: breakpoints, and/or rights of accumulation, and/or letters of intent**

- Breakpoints as described in the prospectus.
- Rights of accumulation which entitle shareholders to breakpoint discounts will be automatically calculated based on the aggregated holding of Transamerica Fund Family assets held by accounts within the purchaser's household at Raymond James. Eligible Transamerica Fund Family assets not held at Raymond James may be included in the calculation of rights of accumulation only if the shareholder notifies his or her financial advisor about such assets.
- Letters of intent which allow for breakpoint discounts based on anticipated purchases within the Transamerica Fund Family, over a 13-month time period. Eligible Transamerica Fund Family assets not held at Raymond James may be included in the calculation of letters of intent only if the shareholder notifies his or her financial advisor about such assets.

[THIS PAGE INTENTIONALLY LEFT BLANK.]

[THIS PAGE INTENTIONALLY LEFT BLANK.]

**Both the investment returns and principal value of mutual funds will fluctuate over time so that shares, when redeemed, may be worth more or less than their original cost.**

Transamerica Funds  
1801 California Street, Suite 5200  
Denver, CO 80202  
Customer Service: 1-888-233-4339

Shareholder inquiries and transaction requests should be mailed to:  
Transamerica Fund Services, Inc.  
P.O. Box 219945  
Kansas City, MO 64121-9945

ADDITIONAL INFORMATION about these funds is contained in the Statement of Additional Information dated March 1, 2021, as may be further supplemented or revised from time to time, and in the annual and semi-annual reports to shareholders. The Statement of Additional Information is incorporated by reference into this prospectus.

Information about the funds (including the Statement of Additional Information) has been filed with and is available from the SEC. Copies of this information may be obtained upon payment of a duplication fee or by electronic request at the following e-mail address, [publicinfo@sec.gov](mailto:publicinfo@sec.gov). Reports and other information about the funds are also available on the SEC's Internet site at <http://www.sec.gov>.

To obtain a copy of the Statement of Additional Information or the annual and semi-annual reports, without charge, or to request other information or make other inquiries about the funds, call or write to Transamerica Funds at the phone number or address above or visit Transamerica Funds website at [www.transamerica.com](http://www.transamerica.com). In the Transamerica Funds annual report, you will find a discussion of the market conditions and investment strategies that significantly affected the funds' performance during the last fiscal year. Additional information about the funds' investments is available in the funds' annual and semi-annual reports to shareholders.

Each fund's most recently calculated net asset value per share is available on our website at [www.transamerica.com](http://www.transamerica.com).

[www.transamerica.com](http://www.transamerica.com)

Sales Support: 1-800-851-7555

Distributor: Transamerica Capital, Inc.

The Investment Company Act File Number for Transamerica Funds is 811-04556.

