

PROSPECTUS

VIRTUS ASSET TRUST



April 28, 2021

FUND	TICKER SYMBOL BY CLASS			
	A	C	I	R6
Virtus Ceredex Large-Cap Value Equity Fund	SVIIX	SVIFX	STVTX	STVZX
Virtus Ceredex Mid-Cap Value Equity Fund	SAMVX	SMVFX	SMVTX	SMVZX
Virtus Ceredex Small-Cap Value Equity Fund	SASVX	STCEX	SCETX	VVERX
Virtus SGA International Growth Fund	SCIIX		STITX	SCIZX
Virtus Seix Core Bond Fund	STGIX		STIGX	STGZX
Virtus Seix Corporate Bond Fund	SAINX	STIFX	STICX	VRSBX
Virtus Seix Floating Rate High Income Fund	SFRAX	SFRCX	SAMBX	SFRZX
Virtus Seix High Grade Municipal Bond Fund	SFLTIX		SCFTX	
Virtus Seix High Income Fund	SAHIX		STHTX	STHZX
Virtus Seix High Yield Fund	HYPSX		SAMHX	HYIZX
Virtus Seix Investment Grade Tax-Exempt Bond Fund	SISIX		STTBX	
Virtus Seix Short-Term Bond Fund	STSBX	SCBSX	SSBTX	
Virtus Seix Short-Term Municipal Bond Fund	SMMAX		CMDTX	
Virtus Seix Total Return Bond Fund	CBPSX		SAMFX	SAMZX
Virtus Seix U.S. Government Securities Ultra-Short Bond Fund	SSAGX		SIGVX	SIGZX
Virtus Seix U.S. Mortgage Fund	SLTMX	SCLFX	SLMTX	
Virtus Seix Ultra-Short Bond Fund	SASSX		SISSX	
Virtus Silvant Large-Cap Growth Stock Fund	STCIX		STCAX	STCZX
Virtus Silvant Small-Cap Growth Stock Fund	SCGIX		SSCTX	
Virtus Zevenbergen Innovative Growth Stock Fund	SAGAX		SCATX	VZGRX

Neither the Securities and Exchange Commission nor any state securities commission has approved or disapproved of these securities or determined if this prospectus is truthful or complete. Any representation to the contrary is a criminal offense. This prospectus contains important information that you should know before investing in Virtus mutual funds. Please read it carefully and retain it for future reference.

As permitted by regulations adopted by the Securities and Exchange Commission, paper copies of the fund's shareholder reports will no longer be sent by mail, unless specifically requested from the fund or from your financial intermediary, such as a broker-dealer or bank. Instead, the reports will be made available on a website, and you will be notified by mail each time a report is posted and provided with a website link to access the report. If you already elected to receive shareholder reports electronically, you will not be affected by this change and you need not take action.

You may elect at any time to receive not only shareholder reports but also certain other communications such as prospectuses from the fund electronically, or you may elect to receive all future shareholder reports in paper free of charge. If you own your shares directly with the fund, you may make such elections by calling the fund at 1-800-243-1574 or, with respect to requesting electronic delivery, by visiting www.virtus.com. An election made directly with the fund will apply to all Virtus Mutual Funds in which you own shares directly. If you own your shares through a financial intermediary, please contact your financial intermediary to make your request and to determine whether your election will apply to all funds in which you own shares through that intermediary.

Virtus Mutual Funds

Table of Contents

FUND SUMMARIES

Virtus Ceredex Large-Cap Value Equity Fund	1
Virtus Ceredex Mid-Cap Value Equity Fund	6
Virtus Ceredex Small-Cap Value Equity Fund	11
Virtus SGA International Growth	16
Virtus Seix Core Bond Fund	21
Virtus Seix Corporate Bond Fund	26
Virtus Seix Floating Rate High Income Fund	32
Virtus Seix High Grade Municipal Bond Fund	38
Virtus Seix High Income Fund	43
Virtus Seix High Yield Fund	48
Virtus Seix Investment Grade Tax-Exempt Bond Fund	53
Virtus Seix Short-Term Bond Fund	58
Virtus Seix Short-Term Municipal Bond Fund	63
Virtus Seix Total Return Bond Fund	68
Virtus Seix U.S. Government Securities Ultra-Short Bond Fund	73
Virtus Seix U.S. Mortgage Fund	78
Virtus Seix Ultra-Short Bond Fund	83
Virtus Silvant Large-Cap Growth Stock Fund	88
Virtus Silvant Small-Cap Growth Stock Fund	92
Virtus Zevenbergen Innovative Growth Stock Fund	96
MORE INFORMATION ABOUT FUND EXPENSES	101

MORE INFORMATION ABOUT INVESTMENT OBJECTIVES AND PRINCIPAL INVESTMENT STRATEGIES

Virtus Ceredex Large-Cap Value Equity Fund	104
Virtus Ceredex Mid-Cap Value Equity Fund	105
Virtus Ceredex Small-Cap Value Equity Fund	106
Virtus SGA International Growth Fund	107
Virtus Seix Core Bond Fund	108
Virtus Seix Corporate Bond Fund	110
Virtus Seix Floating Rate High Income Fund	112
Virtus Seix High Grade Municipal Bond Fund	114
Virtus Seix High Income Fund	115
Virtus Seix High Yield Fund	116
Virtus Seix Investment Grade Tax-Exempt Bond Fund	117
Virtus Seix Short-Term Bond Fund	118
Virtus Seix Short-Term Municipal Bond Fund	119
Virtus Seix Total Return Bond Fund	120
Virtus Seix U.S. Government Securities Ultra-Short Bond Fund	122
Virtus Seix U.S. Mortgage Fund	123
Virtus Seix Ultra-Short Bond Fund	124
Virtus Silvant Large-Cap Growth Stock Fund	125
Virtus Silvant Small-Cap Growth Stock Fund	126
Virtus Zevenbergen Innovative Growth Stock Fund	127

MORE INFORMATION ABOUT RISKS RELATED TO PRINCIPAL INVESTMENT STRATEGIES	128
MANAGEMENT OF THE FUNDS	138
ADDITIONAL RISKS ASSOCIATED WITH INVESTMENT TECHNIQUES AND FUND OPERATIONS	145
PRICING OF FUND SHARES.....	150
SALES CHARGES.....	151
YOUR ACCOUNT	161
HOW TO BUY SHARES	162
HOW TO SELL SHARES	163
THINGS YOU SHOULD KNOW WHEN SELLING SHARES.....	164
ACCOUNT POLICIES.....	166
INVESTOR SERVICES AND OTHER INFORMATION	169
TAX STATUS OF DISTRIBUTIONS	169
FINANCIAL HIGHLIGHTS	172
APPENDIX A—Intermediary Sales Charge Discounts and Waivers	204

This Prospectus provides information concerning the funds that you should consider in determining whether to purchase shares of the funds. None of this Prospectus, the SAI or any contract that is an exhibit to the funds' registration statement is intended to give rise to any agreement or contract between the funds and any investor, or give rise to any contract or other rights in any individual shareholder, group of shareholders or other person other than any rights conferred explicitly by federal or state securities laws that may not be waived.

Virtus Ceredex Large-Cap Value Equity Fund

Investment Objective

The fund has an investment objective of seeking to provide a high level of capital appreciation. As a secondary goal, the fund also seeks to provide current income.

Fees and Expenses

The tables below illustrate the fees and expenses that you may pay if you buy and hold shares of the fund. You may qualify for sales charge discounts if you and your family invest, or agree to invest in the future, at least \$50,000 in Virtus Funds. Information about these and other discounts is available: (i) from your financial professional or other financial intermediary; (ii) under "Sales Charges" on page 151 of the fund's statutory prospectus; (iii) with respect to purchase of shares through specific intermediaries, in Appendix A to the fund's statutory prospectus, entitled "Intermediary Sales Charge Discounts and Waivers;" and (iv) under "Alternative Purchase Arrangements" on page 123 of the fund's statement of additional information.

The Virtus Ceredex Large-Cap Value Equity Fund, a series of Virtus Asset Trust, is the successor of the RidgeWorth Ceredex Large Cap Value Equity Fund, a series of RidgeWorth Funds ("Predecessor Fund"), resulting from a reorganization of the Predecessor Fund with and into the fund.

Shareholder Fees (fees paid directly from your investment)	Class A	Class C	Class I	Class R6
Maximum Sales Charge (load) Imposed on Purchases (as a percentage of offering price)	5.50%	None	None	None
Maximum Deferred Sales Charge (load) (as a percentage of the lesser of purchase price or redemption proceeds)	None	1.00% ^(a)	None	None

Annual Fund Operating Expenses (expenses that you pay each year as a percentage of the value of your investment)	Class A	Class C	Class I	Class R6
Management Fees	0.68%	0.68%	0.68%	0.68%
Distribution and Shareholder Servicing (12b-1) Fees	0.25%	1.00%	None	None
Other Expenses	0.34%	0.26%	0.35%	0.18%
Total Annual Fund Operating Expenses	1.27%	1.94%	1.03%	0.86%
Less: Fee Waivers and/or Expense Reimbursements ^(b)	(0.03)%	(0.22)%	(0.06)%	(0.14)%
Total Annual Fund Operating Expenses After Expense Reimbursements ^(b)	1.24%	1.72%	0.97%	0.72%

(a) The deferred sales charge is imposed on Class C Shares redeemed during the first year only.

(b) The fund's investment adviser has contractually agreed to limit the fund's total operating expenses (excluding certain expenses, such as front-end or contingent deferred sales charges, taxes, leverage and borrowing expenses (such as commitment, amendment and renewal expenses on credit or redemption facilities), interest, brokerage commissions, expenses incurred in connection with any merger or reorganization, unusual or infrequently occurring expenses (such as litigation), acquired fund fees and expenses, and dividend expenses, if any) so that such expenses do not exceed 1.24% for Class A Shares, 1.72% for Class C Shares, 0.97% for Class I Shares and 0.72% for Class R6 Shares through April 30, 2022. Following the contractual period, the adviser may discontinue these expense reimbursement arrangements at any time. Under certain conditions, the adviser may recapture operating expenses reimbursed and/or fees waived under these arrangements for a period of three years following the date such waiver or reimbursement occurred, provided that the recapture does not cause the fund to exceed its expense limit in effect at the time of the waiver or reimbursement, or at the time of recapture.

Example

This example is intended to help you compare the cost of investing in the fund with the cost of investing in other mutual funds. The example assumes that you invest \$10,000 in the fund for the time periods indicated and then redeem all of your shares at the end of those periods or continued to hold them. The example also assumes that your investment has a 5% return each year, that the fund's operating expenses remain the same and that the expense reimbursement agreement remains in place for the contractual period. Although your actual costs may be higher or lower, based on these assumptions your costs would be:

	Share Status	1 Year	3 Years	5 Years	10 Years
Class A	Sold or Held	\$669	\$928	\$1,206	\$1,997
Class C	Sold	\$275	\$588	\$1,027	\$2,247
	Held	\$175	\$588	\$1,027	\$2,247
Class I	Sold or Held	\$99	\$322	\$563	\$1,254
Class R6	Sold or Held	\$74	\$260	\$463	\$1,048

Portfolio Turnover

The fund pays transaction costs, such as commissions, when it buys and sells securities (or “turns over” its portfolio). A higher portfolio turnover rate may indicate higher transaction costs and may result in higher taxes when fund shares are held in a taxable account. These costs, which are not reflected in annual fund operating expenses or in the example, affect the fund’s performance. During the most recent fiscal year, the fund’s portfolio turnover rate was 193% of the average value of its portfolio.

Investments, Risks and Performance

Principal Investment Strategies

Under normal circumstances, the fund invests at least 80% of its net assets in U.S.-traded equity securities of large-capitalization companies. U.S.-traded equity securities may include American Depositary Receipts (“ADRs”). As of the date of this prospectus, the fund’s subadviser considers large-capitalization companies for this purpose to be those companies that, at the time of initial purchase, have market capitalizations generally within the range of companies included in the Russell 1000[®] Value Index. As of December 31, 2020, the market capitalization range of the companies in the Russell 1000[®] Value Index was \$624 million to \$1.19 trillion. As a result of its investment strategy, the fund’s portfolio turnover rate may be 100% or more and the fund may focus its investments in one or more sectors.

In selecting investments for purchase and sale, the subadviser chooses companies that it believes are undervalued in the market relative to the industry sector and the company’s own valuation history. The subadviser evaluates potential catalysts that may cause an upward re-rating of the stock’s valuation. The common stocks purchased for the fund generally pay dividends at the time of purchase or are expected to pay dividends soon after their purchase.

Principal Risks

The fund may not achieve its objective(s), and it is not intended to be a complete investment program. The value of the fund’s investments that supports your share value may decrease. If between the time you purchase shares and the time you sell shares the value of the fund’s investments decreases, you will lose money. Investment values can decrease for a number of reasons. Conditions affecting the overall economy, specific industries or companies in which the fund invests can be worse than expected, and investments may fail to perform as the subadviser expects. As a result, the value of your shares may decrease. Purchase and redemption activities by fund shareholders may impact the management of the fund and its ability to achieve its investment objective(s). The principal risks of investing in the fund are identified below.

- > **Equity Securities Risk.** The value of the stocks held by the fund may be negatively affected by the financial market, industries in which the fund invests, or issuer-specific events. Focus on a particular style or in small or medium-sized companies may enhance that risk.
- > **Value Stocks Risk.** The fund may underperform when value investing is out of favor or the fund’s investments may not appreciate in value as anticipated.
- > **Market Volatility Risk.** The value of the securities in the fund may go up or down in response to the prospects of individual companies and/or general economic conditions. Price changes may be short- or long-term. Local, regional or global events such as war, acts of terrorism, the spread of infectious illness or other public health issue, recessions, or other events could have a significant impact on the fund and its investments, including hampering the ability of the fund’s portfolio manager(s) to invest the fund’s assets as intended.
- > **Depositary Receipts Risk.** Investments in foreign companies through depositary receipts may expose the fund to the same risks as direct investments in securities of foreign issuers.

- > **Large Market Capitalization Companies Risk.** The value of investments in larger companies may not rise as much as smaller companies, or larger companies may be unable to respond quickly to competitive challenges, such as changes in technology and consumer tastes.
- > **Portfolio Turnover Risk.** The fund's principal investment strategies may result in a consistently high portfolio turnover rate. See the "Portfolio Turnover" section above for more information about the impact that portfolio turnover can have on your investment.
- > **Redemption Risk.** One or more large shareholders or groups of shareholders may redeem their holdings in the fund, resulting in an adverse impact on remaining shareholders in the fund by causing the fund to take actions it would not otherwise have taken.
- > **Sector Focused Investing Risk.** Events negatively affecting a particular market sector in which the fund focuses its investments may cause the value of the fund's shares to decrease, perhaps significantly.

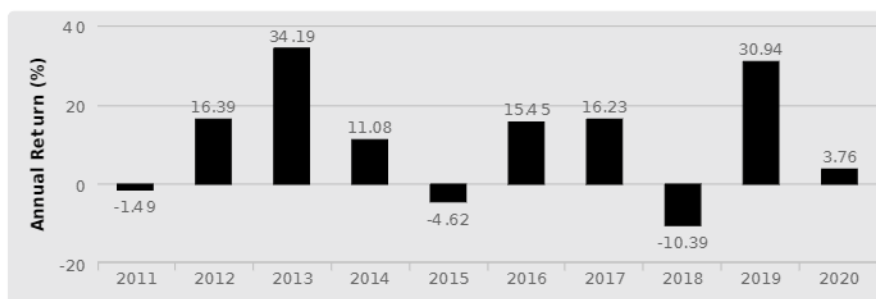
Performance Information

The bar chart and table below provide some indication of the potential risks of investing in the fund. The fund's past performance, before and after taxes, is not necessarily an indication of how the fund will perform in the future. The fund has adopted the past performance of the Predecessor Fund as its own. The Predecessor Fund and the fund have identical investment objectives and strategies.

The bar chart shows changes in the fund's performance from year to year over a 10-year period. The table shows how the fund's average annual returns compare to those of a broad-based securities market index. Updated performance information is available at virtus.com or by calling 800-243-1574.

Calendar year total returns for Class I Shares (includes returns of a predecessor fund)

Returns do not reflect sales charges applicable to other share classes and would be lower if they did.



Best Quarter:	Q4/2020:	15.46%	Worst Quarter:	Q1/2020:	-28.10%	Year to Date (3/31/21):	9.19%
---------------	----------	--------	----------------	----------	---------	-------------------------	-------

Average Annual Total Returns (for the periods ended 12/31/20; includes returns of a predecessor fund)

Returns reflect deduction of maximum sales charges and full redemption at end of periods shown.

	1 Year	5 Years	10 Years	Class R6 Since Inception (8/1/14)
Class I				
Return Before Taxes	3.76%	10.31%	10.29%	—
Return After Taxes on Distributions	1.98%	7.43%	7.83%	—
Return After Taxes on Distributions and Sale of Fund Shares	2.82%	7.67%	7.81%	—
Class A				
Return Before Taxes	-2.22%	8.78%	9.36%	—
Class C				
Return Before Taxes	2.98%	9.49%	9.42%	—
Class R6				
Return Before Taxes	4.03%	10.60%	—	8.49%
Russell 1000® Value Index (reflects no deduction for fees, expenses or taxes)	2.80%	9.74%	10.50%	7.97%

The Russell 1000® Value Index is a market capitalization-weighted index of value-oriented stocks of the 1,000 largest companies in the Russell Universe, which comprises the 3,000 largest U.S. companies. The index is calculated on a total-return basis with dividends reinvested. The index is unmanaged and not available for direct investment.

After-tax returns are calculated using the historical highest individual federal marginal income tax rates and do not reflect the impact of state and local taxes. After-tax returns are shown only for Class I Shares; after-tax returns for other classes will vary. Actual after-tax returns depend on the investor's tax situation and may differ from those shown. After-tax returns are not relevant to investors who hold fund shares in tax-deferred accounts or to shares held by non-taxable entities. In certain cases, the Return After Taxes on Distributions and Sale of Fund Shares for a period may be higher than other return figures for the same period. This will occur when a capital loss is realized upon the sale of fund shares and provides an assumed tax benefit that increases the return.

Management

The fund's investment adviser is Virtus Fund Advisers, LLC.

The fund's subadviser is Ceredex Value Advisors LLC ("Ceredex").

Portfolio Management

- > **Mills Riddick, CFA**, Chief Investment Officer of Ceredex, has managed the fund since 1995.

Purchase and Sale of Fund Shares

Minimum initial investments applicable to Class A and Class C Shares:

- \$2,500, generally
- \$100 for Individual Retirement Accounts (IRAs), systematic purchase or exchange accounts
- No minimum for defined contribution plans, asset-based fee programs, profit-sharing plans or employee benefit plans.

Minimum additional investments applicable to Class A and Class C Shares:

- \$100, generally
- No minimum for defined contribution plans, asset-based fee programs, profit-sharing plans or employee benefit plans.

For Class I Shares, the minimum initial purchase is \$100,000; there is no minimum for additional purchases.

Class R6 Shares are offered without a minimum initial investment to the following investors in plan level or omnibus accounts only (provided that they do not require or receive any compensation, administrative payments, sub-transfer agency payments or service payments with respect to Class R6 Shares): (i) qualified retirement plans, including, but not limited to, 401(k) plans, 457 plans, employer sponsored 403(b) plans, and defined benefit plans; (ii) banks and trust companies; (iii) insurance companies; (iv) financial intermediaries utilizing such shares in fee-based investment advisory programs; (v) registered investment companies; and (vi) non-qualified deferred compensation plans. Other institutional investors may be permitted to purchase Class R6 Shares subject to the fund's determination of eligibility and may be subject to a \$2,500,000 minimum initial investment requirement.

In general, you may buy or sell shares of the fund by mail or telephone on any business day. You also may buy and sell shares through a financial professional, broker-dealer or other financial intermediary.

Taxes

The fund's distributions are taxable to you as either ordinary income or capital gains, except when your investment is through a tax-deferred arrangement, such as a 401(k) plan or an individual retirement account. Such tax-deferred arrangements may be taxed later upon withdrawal of monies from those arrangements.

Payments to Broker-Dealers and Other Financial Intermediaries

If you purchase the fund through a broker-dealer or other financial intermediary (such as a bank), the fund and its related companies may pay the intermediary for the sale of fund shares and related services. These payments may create a conflict of interest by influencing the broker-dealer or other intermediary and your financial professional to recommend the fund over another investment.

No compensation, administrative payments, sub-transfer agency payments or service payments are paid to brokers or other entities from fund assets or the Distributor's or an affiliate's resources on sales of or investments in Class R6 Shares. Class R6 Shares do not carry sales commissions or pay Rule 12b-1 fees, or make payments to brokers or other entities to assist in, or in connection with, the sale of the fund's shares.

Ask your financial professional or visit your financial intermediary's website for more information.

Virtus Ceredex Mid-Cap Value Equity Fund

Investment Objective

The fund has an investment objective of seeking to provide capital appreciation. As a secondary goal, the fund also seeks to provide current income.

Fees and Expenses

The tables below illustrate the fees and expenses that you may pay if you buy and hold shares of the fund. You may qualify for sales charge discounts if you and your family invest, or agree to invest in the future, at least \$50,000 in Virtus Funds. Information about these and other discounts is available: (i) from your financial professional or other financial intermediary; (ii) under "Sales Charges" on page 151 of the fund's statutory prospectus; (iii) with respect to purchase of shares through specific intermediaries, in Appendix A to the fund's statutory prospectus, entitled "Intermediary Sales Charge Discounts and Waivers;" and (iv) under "Alternative Purchase Arrangements" on page 123 of the fund's statement of additional information.

The Virtus Ceredex Mid-Cap Value Equity Fund, a series of Virtus Asset Trust, is the successor of the RidgeWorth Ceredex Mid-Cap Value Equity Fund, a series of RidgeWorth Funds ("Predecessor Fund"), resulting from a reorganization of the Predecessor Fund with and into the fund.

Shareholder Fees (fees paid directly from your investment)	Class A	Class C	Class I	Class R6
Maximum Sales Charge (load) Imposed on Purchases (as a percentage of offering price)	5.50%	None	None	None
Maximum Deferred Sales Charge (load) (as a percentage of the lesser of purchase price or redemption proceeds)	None	1.00% ^(a)	None	None

Annual Fund Operating Expenses (expenses that you pay each year as a percentage of the value of your investment)	Class A	Class C	Class I	Class R6
Management Fees	0.69%	0.69%	0.69%	0.69%
Distribution and Shareholder Servicing (12b-1) Fees	0.25%	1.00%	None	None
Other Expenses	0.36%	0.29%	0.35%	0.18%
Total Annual Fund Operating Expenses	1.30%	1.98%	1.04%	0.87%
Less: Fee Waivers and/or Expense Reimbursements ^(b)	0.00%	(0.19)%	0.00%	(0.08)%
Total Annual Fund Operating Expenses After Expense Reimbursements ^(b)	1.30%	1.79%	1.04%	0.79%

(a) The deferred sales charge is imposed on Class C Shares redeemed during the first year only.

(b) The fund's investment adviser has contractually agreed to limit the fund's total operating expenses (excluding certain expenses, such as front-end or contingent deferred sales charges, taxes, leverage and borrowing expenses (such as commitment, amendment and renewal expenses on credit or redemption facilities), interest, brokerage commissions, expenses incurred in connection with any merger or reorganization, unusual or infrequently occurring expenses (such as litigation), acquired fund fees and expenses, and dividend expenses, if any) so that such expenses do not exceed 1.79% for Class C Shares and 0.79% for Class R6 Shares through April 30, 2022. Following the contractual period, the adviser may discontinue these expense reimbursement arrangements at any time. Under certain conditions, the adviser may recapture operating expenses reimbursed and/or fees waived under these arrangements for a period of three years following the date such waiver or reimbursement occurred, provided that the recapture does not cause the fund to exceed its expense limit in effect at the time of the waiver or reimbursement, or at the time of recapture.

Example

This example is intended to help you compare the cost of investing in the fund with the cost of investing in other mutual funds. The example assumes that you invest \$10,000 in the fund for the time periods indicated and then redeem all of your shares at the end of those periods or continued to hold them. The example also assumes that your investment has a 5% return each year, that the fund's operating expenses remain the same and that the expense reimbursement agreement remains in place for the contractual period. Although your actual costs may be higher or lower, based on these assumptions your costs would be:

	Share Status	1 Year	3 Years	5 Years	10 Years
Class A	Sold or Held	\$675	\$939	\$1,224	\$2,032
Class C	Sold	\$282	\$603	\$1,050	\$2,291
	Held	\$182	\$603	\$1,050	\$2,291
Class I	Sold or Held	\$106	\$331	\$574	\$1,271
Class R6	Sold or Held	\$81	\$270	\$474	\$1,065

Portfolio Turnover

The fund pays transaction costs, such as commissions, when it buys and sells securities (or “turns over” its portfolio). A higher portfolio turnover rate may indicate higher transaction costs and may result in higher taxes when fund shares are held in a taxable account. These costs, which are not reflected in annual fund operating expenses or in the example, affect the fund’s performance. During the most recent fiscal year, the fund’s portfolio turnover rate was 179% of the average value of its portfolio.

Investments, Risks and Performance

Principal Investment Strategies

Under normal circumstances, the fund invests at least 80% of its net assets in U.S.-traded equity securities of mid-capitalization companies. U.S.-traded equity securities may include American Depositary Receipts (“ADRs”). As of the date of this prospectus, the fund’s subadviser considers mid-capitalization companies for this purpose to be those companies that, at the time of initial purchase, have market capitalizations generally within the range of companies included in the Russell Midcap[®] Index. As of December 31, 2020, the market capitalization range of the companies in the Russell Midcap[®] Index was \$624 million to \$59.7 billion. As a result of its investment strategy, the fund’s portfolio turnover rate may be 100% or more and the fund may focus its investments in one or more sectors.

In selecting investments for purchase and sale, the subadviser chooses companies that it believes are undervalued in the market relative to the industry sector and the company’s own valuation history. The subadviser evaluates potential catalysts that may cause an upward re-rating of the stock’s valuation. The common stocks purchased for the fund generally pay dividends at the time of purchase or are expected to pay dividends soon after their purchase.

Principal Risks

The fund may not achieve its objective(s), and it is not intended to be a complete investment program. The value of the fund’s investments that supports your share value may decrease. If between the time you purchase shares and the time you sell shares the value of the fund’s investments decreases, you will lose money. Investment values can decrease for a number of reasons. Conditions affecting the overall economy, specific industries or companies in which the fund invests can be worse than expected, and investments may fail to perform as the subadviser expects. As a result, the value of your shares may decrease. Purchase and redemption activities by fund shareholders may impact the management of the fund and its ability to achieve its investment objective(s). The principal risks of investing in the fund are identified below.

- > **Equity Securities Risk.** The value of the stocks held by the fund may be negatively affected by the financial market, industries in which the fund invests, or issuer-specific events. Focus on a particular style or in small or medium-sized companies may enhance that risk.
- > **Value Stocks Risk.** The fund may underperform when value investing is out of favor or the fund’s investments may not appreciate in value as anticipated.
- > **Market Volatility Risk.** The value of the securities in the fund may go up or down in response to the prospects of individual companies and/or general economic conditions. Price changes may be short- or long-term. Local, regional or global events such as war, acts of terrorism, the spread of infectious illness or other public health issue, recessions, or other events could have a significant impact on the fund and its investments, including hampering the ability of the fund’s portfolio manager(s) to invest the fund’s assets as intended.
- > **Depositary Receipts Risk.** Investments in foreign companies through depositary receipts may expose the fund to the same risks as direct investments in securities of foreign issuers.

- > **Medium Market Capitalization Companies Risk.** The fund's investments in medium market capitalization companies may increase the volatility and risk of loss to the fund, as compared with investments in larger, more established companies.
- > **Portfolio Turnover Risk.** The fund's principal investment strategies may result in a consistently high portfolio turnover rate. See the "Portfolio Turnover" section above for more information about the impact that portfolio turnover can have on your investment.
- > **Redemption Risk.** One or more large shareholders or groups of shareholders may redeem their holdings in the fund, resulting in an adverse impact on remaining shareholders in the fund by causing the fund to take actions it would not otherwise have taken.
- > **Sector Focused Investing Risk.** Events negatively affecting a particular market sector in which the fund focuses its investments may cause the value of the fund's shares to decrease, perhaps significantly.

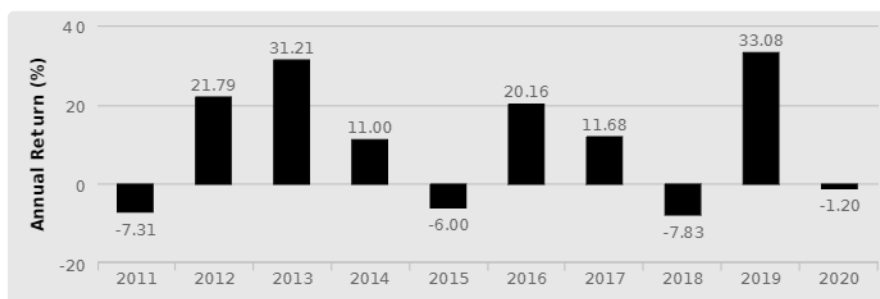
Performance Information

The bar chart and table below provide some indication of the potential risks of investing in the fund. The fund's past performance, before and after taxes, is not necessarily an indication of how the fund will perform in the future. The fund has adopted the past performance of the Predecessor Fund as its own. The Predecessor Fund and the fund have identical investment objectives and strategies.

The bar chart shows changes in the fund's performance from year to year over a 10-year period. The table shows how the fund's average annual returns compare to those of a broad-based securities market index. Updated performance information is available at virtus.com or by calling 800-243-1574.

Calendar year total returns for Class I Shares (includes returns of a predecessor fund)

Returns do not reflect sales charges applicable to other share classes and would be lower if they did.



Best Quarter:	Q2/2020:	20.18%	Worst Quarter:	Q1/2020:	-34.13%	Year to Date (3/31/21):	11.48%
---------------	----------	--------	----------------	----------	---------	-------------------------	--------

Average Annual Total Returns (for the periods ended 12/31/20; includes returns of a predecessor fund)

Returns reflect deduction of maximum sales charges and full redemption at end of periods shown.

	1 Year	5 Years	10 Years	Class R6 Since Inception (8/1/14)
Class I				
Return Before Taxes	-1.20%	10.22%	9.65%	—
Return After Taxes on Distributions	-1.98%	7.40%	6.84%	—
Return After Taxes on Distributions and Sale of Fund Shares	-0.46%	7.27%	6.75	—
Class A				
Return Before Taxes	-6.93%	8.62%	8.71%	—
Class C				
Return Before Taxes	-1.88%	9.40%	8.82%	—
Class R6				
Return Before Taxes	-0.97%	10.49%	—	8.12%
Russell Midcap [®] Value Index (reflects no deduction for fees, expenses or taxes)	4.96%	9.73%	10.49%	7.74%

The Russell Midcap[®] Value Index is a market capitalization-weighted index of medium-capitalization, value-oriented stocks. The index is calculated on a total-return basis with dividends reinvested. The index is unmanaged and not available for direct investment.

After-tax returns are calculated using the historical highest individual federal marginal income tax rates and do not reflect the impact of state and local taxes. After-tax returns are shown only for Class I Shares; after-tax returns for other classes will vary. Actual after-tax returns depend on the investor's tax situation and may differ from those shown. After-tax returns are not relevant to investors who hold fund shares in tax-deferred accounts or to shares held by non-taxable entities. In certain cases, the Return After Taxes on Distributions and Sale of Fund Shares for a period may be higher than other return figures for the same period. This will occur when a capital loss is realized upon the sale of fund shares and provides an assumed tax benefit that increases the return.

Management

The fund's investment adviser is Virtus Fund Advisers, LLC.

The fund's subadviser is Ceredex Value Advisors LLC ("Ceredex").

Portfolio Management

- > **Don Wordell, CFA**, Managing Director of Ceredex, has managed the fund since 2001.

Purchase and Sale of Fund Shares

Minimum initial investments applicable to Class A and Class C Shares:

- \$2,500, generally
- \$100 for Individual Retirement Accounts (IRAs), systematic purchase or exchange accounts
- No minimum for defined contribution plans, asset-based fee programs, profit-sharing plans or employee benefit plans.

Minimum additional investments applicable to Class A and Class C Shares:

- \$100, generally
- No minimum for defined contribution plans, asset-based fee programs, profit-sharing plans or employee benefit plans.

For Class I Shares, the minimum initial purchase is \$100,000; there is no minimum for additional purchases.

Class R6 Shares are offered without a minimum initial investment to the following investors in plan level or omnibus accounts only (provided that they do not require or receive any compensation, administrative payments, sub-transfer agency payments or service payments with respect to Class R6 Shares): (i) qualified retirement plans, including, but not limited to, 401(k) plans, 457 plans, employer sponsored 403(b) plans, and defined benefit plans; (ii) banks and trust companies; (iii) insurance companies; (iv) financial intermediaries utilizing such shares in fee-based investment advisory programs; (v) registered investment companies; and (vi) non-qualified deferred compensation plans. Other institutional investors may be permitted to purchase Class R6 Shares subject to the fund's determination of eligibility and may be subject to a \$2,500,000 minimum initial investment requirement.

In general, you may buy or sell shares of the fund by mail or telephone on any business day. You also may buy and sell shares through a financial professional, broker-dealer or other financial intermediary.

Taxes

The fund's distributions are taxable to you as either ordinary income or capital gains, except when your investment is through a tax-deferred arrangement, such as a 401(k) plan or an individual retirement account. Such tax-deferred arrangements may be taxed later upon withdrawal of monies from those arrangements.

Payments to Broker-Dealers and Other Financial Intermediaries

If you purchase the fund through a broker-dealer or other financial intermediary (such as a bank), the fund and its related companies may pay the intermediary for the sale of fund shares and related services. These payments may create a conflict of interest by influencing the broker-dealer or other intermediary and your financial professional to recommend the fund over another investment.

No compensation, administrative payments, sub-transfer agency payments or service payments are paid to brokers or other entities from fund assets or the Distributor's or an affiliate's resources on sales of or investments in Class R6 Shares. Class R6 Shares do not carry sales commissions or pay Rule 12b-1 fees, or make payments to brokers or other entities to assist in, or in connection with, the sale of the fund's shares.

Ask your financial professional or visit your financial intermediary's website for more information.

Virtus Ceredex Small-Cap Value Equity Fund

Investment Objective

The fund has an investment objective of seeking to provide capital appreciation. As a secondary goal, the fund also seeks to provide current income.

Fees and Expenses

The tables below illustrate the fees and expenses that you may pay if you buy and hold shares of the fund. You may qualify for sales charge discounts if you and your family invest, or agree to invest in the future, at least \$50,000 in Virtus Funds. Information about these and other discounts is available: (i) from your financial professional or other financial intermediary; (ii) under "Sales Charges" on page 151 of the fund's statutory prospectus; (iii) with respect to purchase of shares through specific intermediaries, in Appendix A to the fund's statutory prospectus, entitled "Intermediary Sales Charge Discounts and Waivers;" and (iv) under "Alternative Purchase Arrangements" on page 123 of the fund's statement of additional information.

The Virtus Ceredex Small-Cap Value Equity Fund, a series of Virtus Asset Trust, is the successor of the RidgeWorth Ceredex Small Cap Value Equity Fund, a series of RidgeWorth Funds ("Predecessor Fund"), resulting from a reorganization of the Predecessor Fund with and into the fund.

Shareholder Fees (fees paid directly from your investment)	Class A	Class C	Class I	Class R6
Maximum Sales Charge (load) Imposed on Purchases (as a percentage of offering price)	5.50%	None	None	None
Maximum Deferred Sales Charge (load) (as a percentage of the lesser of purchase price or redemption proceeds)	None	1.00% ^(a)	None	None

Annual Fund Operating Expenses (expenses that you pay each year as a percentage of the value of your investment)	Class A	Class C	Class I	Class R6
Management Fees	0.85%	0.85%	0.85%	0.85%
Distribution and Shareholder Servicing (12b-1) Fees	0.25%	1.00%	None	None
Other Expenses	0.38%	0.33%	0.36%	0.20%
Total Annual Fund Operating Expenses	1.48%	2.18%	1.21%	1.05%
Less: Fee Waivers and/or Expense Reimbursements ^(b)	0.00%	(0.34)%	(0.03)%	(0.17)%
Total Annual Fund Operating Expenses After Expense Reimbursements ^(b)	1.48%	1.84%	1.18%	0.88%

(a) The deferred sales charge is imposed on Class C Shares redeemed during the first year only.

(b) The fund's investment adviser has contractually agreed to limit the fund's total operating expenses (excluding certain expenses, such as front-end or contingent deferred sales charges, taxes, leverage and borrowing expenses (such as commitment, amendment and renewal expenses on credit or redemption facilities), interest, brokerage commissions, expenses incurred in connection with any merger or reorganization, unusual or infrequently occurring expenses (such as litigation), acquired fund fees and expenses, and dividend expenses, if any) so that such expenses do not exceed 1.84% for Class C Shares, 1.18% for Class I Shares and 0.88% for Class R6 Shares through April 30, 2022. Following the contractual period, the adviser may discontinue these expense reimbursement arrangements at any time. Under certain conditions, the adviser may recapture operating expenses reimbursed and/or fees waived under these arrangements for a period of three years following the date such waiver or reimbursement occurred, provided that the recapture does not cause the fund to exceed its expense limit in effect at the time of the waiver or reimbursement, or at the time of recapture.

Example

This example is intended to help you compare the cost of investing in the fund with the cost of investing in other mutual funds. The example assumes that you invest \$10,000 in the fund for the time periods indicated and then redeem all of your shares at the end of those periods or continued to hold them. The example also assumes that your investment has a 5% return each year, that the fund's operating expenses remain the same and that the expense reimbursement agreement remains in place for the contractual period. Although your actual costs may be higher or lower, based on these assumptions your costs would be:

	Share Status	1 Year	3 Years	5 Years	10 Years
Class A	Sold or Held	\$692	\$992	\$1,313	\$2,221
Class C	Sold	\$287	\$649	\$1,138	\$2,487
	Held	\$187	\$649	\$1,138	\$2,487
Class I	Sold or Held	\$120	\$381	\$662	\$1,463
Class R6	Sold or Held	\$90	\$317	\$563	\$1,267

Portfolio Turnover

The fund pays transaction costs, such as commissions, when it buys and sells securities (or “turns over” its portfolio). A higher portfolio turnover rate may indicate higher transaction costs and may result in higher taxes when fund shares are held in a taxable account. These costs, which are not reflected in annual fund operating expenses or in the example, affect the fund’s performance. During the most recent fiscal year, the fund’s portfolio turnover rate was 69% of the average value of its portfolio.

Investments, Risks and Performance

Principal Investment Strategies

Under normal circumstances, the fund invests at least 80% of its net assets in U.S.-traded equity securities of small-capitalization companies. U.S.-traded equity securities may include American Depositary Receipts (“ADRs”). As of the date of this prospectus, the fund’s subadviser considers small-capitalization companies for this purpose to be those companies that, at the time of initial purchase, have market capitalizations generally within the range of companies included in the Russell 2000® Index on a rolling three-year basis. On this basis, as of December 31, 2020, the total market capitalization range of companies included in the Russell 2000® Index over the past three years was \$2.42 million to \$16.95 billion. As a result of its investment strategy, the fund may focus its investments in one or more sectors.

In selecting investments for purchase and sale, the subadviser chooses companies that it believes are undervalued in the market relative to the industry sector and the company’s own valuation history. The subadviser evaluates potential catalysts that may cause an upward re-rating of the stock’s valuation. The common stocks purchased for the fund generally pay dividends at the time of purchase or are expected to pay dividends soon after their purchase.

Principal Risks

The fund may not achieve its objective(s), and it is not intended to be a complete investment program. The value of the fund’s investments that supports your share value may decrease. If between the time you purchase shares and the time you sell shares the value of the fund’s investments decreases, you will lose money. Investment values can decrease for a number of reasons. Conditions affecting the overall economy, specific industries or companies in which the fund invests can be worse than expected, and investments may fail to perform as the subadviser expects. As a result, the value of your shares may decrease. Purchase and redemption activities by fund shareholders may impact the management of the fund and its ability to achieve its investment objective(s). The principal risks of investing in the fund are identified below.

- > **Equity Securities Risk.** The value of the stocks held by the fund may be negatively affected by the financial market, industries in which the fund invests, or issuer-specific events. Focus on a particular style or in small or medium-sized companies may enhance that risk.
- > **Value Stocks Risk.** The fund may underperform when value investing is out of favor or the fund’s investments may not appreciate in value as anticipated.
- > **Market Volatility Risk.** The value of the securities in the fund may go up or down in response to the prospects of individual companies and/or general economic conditions. Price changes may be short- or long-term. Local, regional or global events such as war, acts of terrorism, the spread of infectious illness or other public health issue, recessions, or other events could have a significant impact on the fund and its investments, including hampering the ability of the fund’s portfolio manager(s) to invest the fund’s assets as intended.
- > **Depositary Receipts Risk.** Investments in foreign companies through depositary receipts may expose the fund to the same risks as direct investments in securities of foreign issuers.

- > **Redemption Risk.** One or more large shareholders or groups of shareholders may redeem their holdings in the fund, resulting in an adverse impact on remaining shareholders in the fund by causing the fund to take actions it would not otherwise have taken.
- > **Sector Focused Investing Risk.** Events negatively affecting a particular market sector in which the fund focuses its investments may cause the value of the fund's shares to decrease, perhaps significantly.
- > **Small Market Capitalization Companies Risk.** The fund's investments in small market capitalization companies may be less liquid and more vulnerable to adverse business or economic developments, which may increase the volatility and risk of loss to the fund, as compared with investments in larger, more established companies.

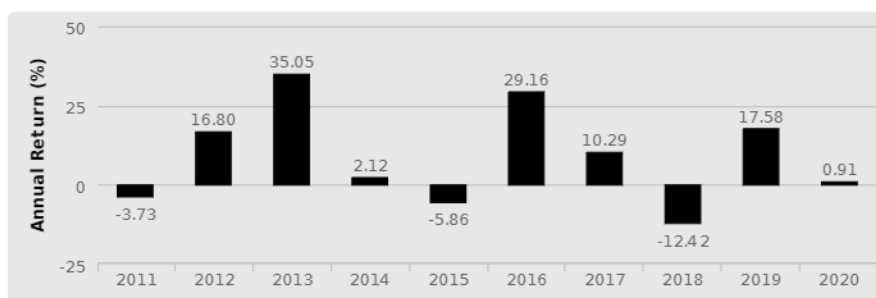
Performance Information

The bar chart and table below provide some indication of the potential risks of investing in the fund. The fund's past performance, before and after taxes, is not necessarily an indication of how the fund will perform in the future. The fund has adopted the past performance of the Predecessor Fund as its own. The Predecessor Fund and the fund have identical investment objectives and strategies.

The bar chart shows changes in the fund's performance from year to year over a 10-year period. The table shows how the fund's average annual returns compare to those of a broad-based securities market index. Updated performance information is available at virtus.com or by calling 800-243-1574.

Calendar year total returns for Class I Shares (includes returns of a predecessor fund)

Returns do not reflect sales charges applicable to other share classes and would be lower if they did.



Best Quarter: Q4/2020: 27.22% Worst Quarter: Q1/2020: -33.88% Year to Date (3/31/21): 14.43%

Average Annual Total Returns (for the periods ended 12/31/20; includes returns of a predecessor fund)

Returns reflect deduction of maximum sales charges and full redemption at end of periods shown.

	1 Year	5 Years	10 Years	Class R6 Since Inception 2/26/19
Class I				
Return Before Taxes	0.91%	8.16%	8.01%	—
Return After Taxes on Distributions	0.55%	5.89%	5.43	—
Return After Taxes on Distributions and Sale of Fund Shares	0.73%	6.26%	6.08%	—
Class A				
Return Before Taxes	-4.91%	6.64%	7.09%	—
Class C				
Return Before Taxes	0.23%	7.41%	7.21%	—
Class R6				
Return Before Taxes	1.19%	—	—	2.63%
Russell 2000® Value Index (reflects no deduction for fees, expenses or taxes)	4.63%	9.65%	8.66%	5.66%

The Russell 2000® Value Index is a market capitalization-weighted index of value-oriented stocks of the smallest 2,000 companies in the Russell universe, which comprises the 3,000 largest U.S. companies. The index is calculated on a total-return basis with dividends reinvested. The index is unmanaged and not available for direct investment.

After-tax returns are calculated using the historical highest individual federal marginal income tax rates and do not reflect the impact of state and local taxes. After-tax returns are shown only for Class I Shares; after-tax returns for other classes will vary. Actual after-tax returns depend on the investor's tax situation and may differ from those shown. After-tax returns are not relevant to investors who hold fund shares in tax-deferred accounts or to shares held by non-taxable entities. In certain cases, the Return After Taxes on Distributions and Sale of Fund Shares for a period may be higher than other return figures for the same period. This will occur when a capital loss is realized upon the sale of fund shares and provides an assumed tax benefit that increases the return.

Management

The fund's investment adviser is Virtus Fund Advisers, LLC.

The fund's subadviser is Ceredex Value Advisors LLC ("Ceredex").

Portfolio Management

- > **Brett Barner, CFA**, Managing Director of Ceredex, has managed the fund since 1995.

Purchase and Sale of Fund Shares

Minimum initial investments applicable to Class A and Class C Shares:

- \$2,500, generally
- \$100 for Individual Retirement Accounts (IRAs), systematic purchase or exchange accounts
- No minimum for defined contribution plans, asset-based fee programs, profit-sharing plans or employee benefit plans.

Minimum additional investments applicable to Class A and Class C Shares:

- \$100, generally
- No minimum for defined contribution plans, asset-based fee programs, profit-sharing plans or employee benefit plans.

For Class I Shares, the minimum initial purchase is \$100,000; there is no minimum for additional purchases.

Class R6 Shares are offered without a minimum initial investment to the following investors in plan level or omnibus accounts only (provided that they do not require or receive any compensation, administrative payments, sub-transfer agency payments or service payments with respect to Class R6 Shares): (i) qualified retirement plans, including, but not limited to, 401(k) plans, 457 plans, employer sponsored 403(b) plans, and defined benefit plans; (ii) banks and trust companies; (iii) insurance companies; (iv) financial intermediaries utilizing such shares in fee-based investment advisory programs; (v) registered investment companies; and (vi) non-qualified deferred compensation plans. Other institutional investors may be permitted to purchase Class R6 Shares subject to the fund's determination of eligibility and may be subject to a \$2,500,000 minimum initial investment requirement.

In general, you may buy or sell shares of the fund by mail or telephone on any business day. You also may buy and sell shares through a financial professional, broker-dealer or other financial intermediary.

Taxes

The fund's distributions are taxable to you as either ordinary income or capital gains, except when your investment is through a tax-deferred arrangement, such as a 401(k) plan or an individual retirement account. Such tax-deferred arrangements may be taxed later upon withdrawal of monies from those arrangements.

Payments to Broker-Dealers and Other Financial Intermediaries

If you purchase the fund through a broker-dealer or other financial intermediary (such as a bank), the fund and its related companies may pay the intermediary for the sale of fund shares and related services. These payments may create a conflict of interest by influencing the broker-dealer or other intermediary and your financial professional to recommend the fund over another investment.

No compensation, administrative payments, sub-transfer agency payments or service payments are paid to brokers or other entities from fund assets or the Distributor's or an affiliate's resources on sales of or investments in Class R6 Shares. Class R6 Shares do not carry sales commissions or pay Rule 12b-1 fees, or make payments to brokers or other entities to assist in, or in connection with, the sale of the fund's shares.

Ask your financial professional or visit your financial intermediary's website for more information.

Virtus SGA International Growth Fund

Investment Objective

The fund has an investment objective of seeking to provide long-term capital appreciation.

Fees and Expenses

The tables below illustrate the fees and expenses that you may pay if you buy and hold shares of the fund. You may qualify for sales charge discounts if you and your family invest, or agree to invest in the future, at least \$50,000 in Virtus Funds. Information about these and other discounts is available: (i) from your financial professional or other financial intermediary; (ii) under "Sales Charges" on page 151 of the fund's statutory prospectus; (iii) with respect to purchase of shares through specific intermediaries, in Appendix A to the fund's statutory prospectus, entitled "Intermediary Sales Charge Discounts and Waivers;" and (iv) under "Alternative Purchase Arrangements" on page 123 of the fund's statement of additional information.

The Virtus SGA International Growth Fund, a series of Virtus Asset Trust, is the successor of the RidgeWorth International Equity Fund, a series of RidgeWorth Funds ("Predecessor Fund"), resulting from a reorganization of the Predecessor Fund with and into the fund.

Shareholder Fees (fees paid directly from your investment)	Class A	Class I	Class R6
Maximum Sales Charge (load) Imposed on Purchases (as a percentage of offering price)	5.50%	None	None
Maximum Deferred Sales Charge (load) (as a percentage of the lesser of purchase price or redemption proceeds)	None	None	None

Annual Fund Operating Expenses (expenses that you pay each year as a percentage of the value of your investment)	Class A	Class I	Class R6
Management Fees	0.85%	0.85%	0.85%
Distribution and Shareholder Servicing (12b-1) Fees	0.25%	None	None
Other Expenses	0.47%	0.46%	0.36%
Acquired Fund Fees and Expenses	0.01%	0.01%	0.01%
Total Annual Fund Operating Expenses ^(a)	1.58%	1.32%	1.22%
Less: Fee Waivers and/or Expense Reimbursements ^(b)	(0.25)%	(0.24)%	(0.26)%
Total Annual Fund Operating Expenses After Expense Reimbursements ^{(a)(b)}	1.33%	1.08%	0.96%

(a) The Total Annual Fund Operating Expenses do not correlate to the ratio of expenses to average net assets appearing in the Financial Highlights tables, which tables reflect only the operating expenses of the fund and do not include acquired fund fees and expenses.

(b) The fund's investment adviser has contractually agreed to limit the fund's total operating expenses (excluding certain expenses, such as front-end or contingent deferred sales charges, taxes, leverage and borrowing expenses (such as commitment, amendment and renewal expenses on credit or redemption facilities), interest, brokerage commissions, expenses incurred in connection with any merger or reorganization, unusual or infrequently occurring expenses (such as litigation), acquired fund fees and expenses, and dividend expenses, if any) so that such expenses do not exceed 1.32% for Class A Shares, 1.07% for Class I Shares and 0.95% for Class R6 Shares through April 30, 2022. Following the contractual period, the adviser may discontinue these expense reimbursement arrangements at any time. Under certain conditions, the adviser may recapture operating expenses reimbursed and/or fees waived under these arrangements for a period of three years following the date such waiver or reimbursement occurred, provided that the recapture does not cause the fund to exceed its expense limit in effect at the time of the waiver or reimbursement, or at the time of recapture.

Example

This example is intended to help you compare the cost of investing in the fund with the cost of investing in other mutual funds. The example assumes that you invest \$10,000 in the fund for the time periods indicated and then redeem all of your shares at the end of those periods or continued to hold them. The example also assumes that your investment has a 5% return each year, that the fund's operating expenses remain the same and that the expense reimbursement agreement remains in place for the contractual period. Although your actual costs may be higher or lower, based on these assumptions your costs would be:

	Share Status	1 Year	3 Years	5 Years	10 Years
Class A	Sold or Held	\$678	\$998	\$1,341	\$2,305
Class I	Sold or Held	\$110	\$395	\$701	\$1,569
Class R6	Sold or Held	\$98	\$361	\$645	\$1,454

Portfolio Turnover

The fund pays transaction costs, such as commissions, when it buys and sells securities (or “turns over” its portfolio). A higher portfolio turnover rate may indicate higher transaction costs and may result in higher taxes when fund shares are held in a taxable account. These costs, which are not reflected in annual fund operating expenses or in the example, affect the fund’s performance. During the most recent fiscal year, the fund’s portfolio turnover rate was 53% of the average value of its portfolio.

Investments, Risks and Performance

Principal Investment Strategies

The fund will invest in securities of issuers located throughout the world. Under normal circumstances, the fund will invest at least 80% of its assets in equity securities of issuers organized, headquartered or doing a substantial amount of business outside the U.S.

As of the date of this prospectus, the fund’s subadviser, Sustainable Growth Advisers, LP (“SGA”), considers an issuer that has at least 50% of its assets or derives at least 50% of its revenue from business outside the U.S. as doing a substantial amount of business outside the U.S. SGA uses an investment process to identify companies that it believes have a high degree of predictability, strong profitability and above average earnings and cash flow growth. SGA selects investments for the fund’s portfolio that it believes have superior long-term earnings prospects and attractive valuation. To the extent consistent with the fund’s investment objective and strategies, the subadviser will consider as an element of its investment research and decision making processes for the fund any environmental, social and/or governance (“ESG”) factors that the subadviser believes may influence risks and opportunities of companies under consideration. However, the pursuit of ESG-related goals is not the fund’s investment objective, nor one of its investment strategies. Therefore, ESG factors by themselves are not expected to determine investment decisions for the fund. The fund’s equity investments may include common stocks, preferred stocks, securities convertible into or exchangeable for common stocks, and depositary receipts. The fund may invest in companies of all market capitalizations. The fund will allocate its assets among various regions and countries, including emerging markets. From time to time, the fund may have a significant portion of its assets invested in the securities of companies in only a few countries or regions. Although the fund seeks investments across a number of sectors, from time to time, the fund may have significant positions in particular sectors.

SGA will sell a portfolio holding when it believes the security’s fundamentals deteriorate, its valuation is no longer attractive, or a better investment opportunity arises.

Principal Risks

The fund may not achieve its objective(s), and it is not intended to be a complete investment program. The value of the fund’s investments that supports your share value may decrease. If between the time you purchase shares and the time you sell shares the value of the fund’s investments decreases, you will lose money. Investment values can decrease for a number of reasons. Conditions affecting the overall economy, specific industries or companies in which the fund invests can be worse than expected, and investments may fail to perform as the subadviser expects. As a result, the value of your shares may decrease. Purchase and redemption activities by fund shareholders may impact the management of the fund and its ability to achieve its investment objective(s). The principal risks of investing in the fund are identified below.

- > **Equity Securities Risk.** The value of the stocks held by the fund may be negatively affected by the financial market, industries in which the fund invests, or issuer-specific events. Focus on a particular style or in small or medium-sized companies may enhance that risk.
- > **Foreign Investing Risk.** Investing in foreign securities subjects the fund to additional risks such as increased volatility; currency fluctuations; less liquidity; less publicly available information about the foreign investment; and political, regulatory, economic, and market risk.
- > **Emerging Market Risk.** Emerging markets securities may be more volatile, or more greatly affected by negative conditions, than those of their counterparts in more established foreign markets.
- > **Geographic Concentration Risk.** A fund that focuses its investments in a particular geographic location will be sensitive to financial, economic, political and other events negatively affecting that location and may cause the value of the fund to decrease, perhaps significantly.
- > **Market Volatility Risk.** The value of the securities in the fund may go up or down in response to the prospects of individual companies and/or general economic conditions. Price changes may be short- or

long-term. Local, regional or global events such as war, acts of terrorism, the spread of infectious illness or other public health issue, recessions, or other events could have a significant impact on the fund and its investments, including hampering the ability of the fund's portfolio manager(s) to invest the fund's assets as intended.

- > **Convertible Securities Risk.** The value of a convertible security may decline as interest rates rise and/or vary with fluctuations in the market value of the underlying securities. The security may be called for redemption at a time and/or price unfavorable to the fund.
- > **Currency Rate Risk.** Fluctuations in the exchange rates between the U.S. dollar and foreign currencies may negatively affect the value of the fund's shares.
- > **Depository Receipts Risk.** Investments in foreign companies through depository receipts may expose the fund to the same risks as direct investments in securities of foreign issuers.
- > **ESG Risk.** The fund's consideration of ESG factors may result in the fund declining to buy certain securities when it might otherwise be advantageous to do so, or may choose to sell securities for ESG reasons when it might otherwise be disadvantageous for it to do so.
- > **Growth Stocks Risk.** The fund's investments in growth stocks may be more volatile than investments in other types of stocks, or may perform differently from the market as a whole and from other types of stocks.
- > **Large Market Capitalization Companies Risk.** The value of investments in larger companies may not rise as much as smaller companies, or larger companies may be unable to respond quickly to competitive challenges, such as changes in technology and consumer tastes.
- > **Preferred Stocks Risk.** Preferred stocks may decline in price, fail to pay dividends when expected, or be illiquid.
- > **Redemption Risk.** One or more large shareholders or groups of shareholders may redeem their holdings in the fund, resulting in an adverse impact on remaining shareholders in the fund by causing the fund to take actions it would not otherwise have taken.
- > **Sector Focused Investing Risk.** Events negatively affecting a particular market sector in which the fund focuses its investments may cause the value of the fund's shares to decrease, perhaps significantly.
- > **Small and Medium Market Capitalization Risk.** The fund's investments in small and medium market capitalization companies may increase the volatility and risk of loss to the fund, as compared with investments in larger, more established companies.

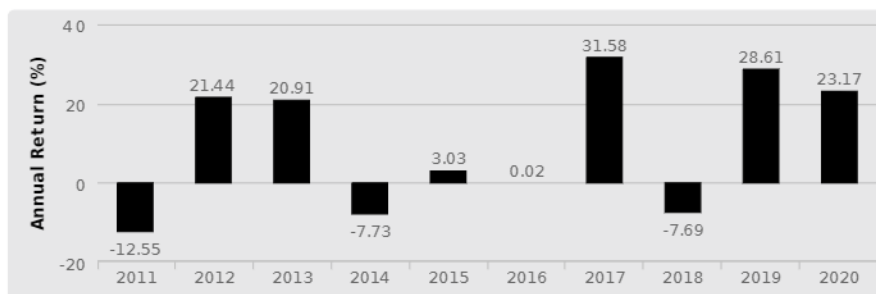
Performance Information

The bar chart and table below provide some indication of the potential risks of investing in the fund. The fund's past performance, before and after taxes, is not necessarily an indication of how the fund will perform in the future. The fund has adopted the past performance of the Predecessor Fund as its own. The Predecessor Fund and the fund have identical investment objectives and strategies.

The bar chart shows changes in the fund's performance from year to year over a 10-year period. The table shows how the fund's average annual returns compare to those of a broad-based securities market index. Updated performance information is available at virtus.com or by calling 800-243-1574.

Calendar year total returns for Class I Shares (includes returns of a predecessor fund)

Returns do not reflect sales charges applicable to other share classes and would be lower if they did.



Best Quarter:	Q2/2020:	20.17%	Worst Quarter:	Q3/2011:	-22.84%	Year to Date (3/31/21):	0.75%
---------------	----------	--------	----------------	----------	---------	-------------------------	-------

Average Annual Total Returns (for the periods ended 12/31/20; includes returns of a predecessor fund)

Returns reflect deduction of maximum sales charges and full redemption at end of periods shown.

	1 Year	5 Years	10 Years	Class R6 Since Inception (9/1/15)
Class I				
Return Before Taxes	23.17%	13.99%	8.91%	—
Return After Taxes on Distributions	16.43%	11.33%	6.82%	—
Return After Taxes on Distributions and Sale of Fund Shares	15.47%	10.60%	6.73%	—
Class A				
Return Before Taxes	15.99%	12.44%	8.07%	—
Class R6				
Return Before Taxes	23.18%	14.08%	—	14.52%
MSCI AC World ex USA Index (net) (reflects no deduction for fees, expenses or taxes)	10.65%	8.93%	4.92%	8.51%

The MSCI AC World ex USA Index (net) is a free float-adjusted market capitalization-weighted index that measures equity performance of developed and emerging markets, excluding the United States. The index is calculated on a total return basis with net dividends reinvested. The index is unmanaged and not available for direct investment.

After-tax returns are calculated using the historical highest individual federal marginal income tax rates and do not reflect the impact of state and local taxes. After-tax returns are shown only for Class I Shares; after-tax returns for other classes will vary. Actual after-tax returns depend on the investor's tax situation and may differ from those shown. After-tax returns are not relevant to investors who hold fund shares in tax-deferred accounts or to shares held by non-taxable entities.

Management

The fund's investment adviser is Virtus Fund Advisers, LLC.

The fund's subadviser is Sustainable Growth Advisers, LP ("SGA")

- > **Tucker Brown**, Portfolio Manager and Principal of SGA. Mr. Brown has served as a Portfolio Manager of the fund since June 2019.
- > **Alexandra Lee**, Portfolio Manager and Principal of SGA. Ms. Lee has served as a Portfolio Manager of the fund since June 2019.
- > **Gordon M. Marchand, CFA, CIC**, Portfolio Manager and co-founder of SGA. Mr. Marchand has served as a Portfolio Manager of the fund since June 2019.

Purchase and Sale of Fund Shares

Minimum initial investments applicable to Class A Shares:

- \$2,500, generally
- \$100 for Individual Retirement Accounts (IRAs), systematic purchase or exchange accounts
- No minimum for defined contribution plans, asset-based fee programs, profit-sharing plans or employee benefit plans.

Minimum additional investments applicable to Class A Shares:

- \$100, generally
- No minimum for defined contribution plans, asset-based fee programs, profit-sharing plans or employee benefit plans.

For Class I Shares, the minimum initial purchase is \$100,000; there is no minimum for additional purchases.

Class R6 Shares are offered without a minimum initial investment to the following investors in plan level or omnibus accounts only (provided that they do not require or receive any compensation, administrative payments, sub-transfer

agency payments or service payments with respect to Class R6 Shares): (i) qualified retirement plans, including, but not limited to, 401(k) plans, 457 plans, employer sponsored 403(b) plans, and defined benefit plans; (ii) banks and trust companies; (iii) insurance companies; (iv) financial intermediaries utilizing such shares in fee-based investment advisory programs; (v) registered investment companies; and (vi) non-qualified deferred compensation plans. Other institutional investors may be permitted to purchase Class R6 Shares subject to the fund's determination of eligibility and may be subject to a \$2,500,000 minimum initial investment requirement.

In general, you can buy or sell shares of the fund by mail or telephone on any business day. You also may buy and sell shares through a financial professional, broker-dealer or other financial intermediary.

Taxes

The fund's distributions are taxable to you as either ordinary income or capital gains, except when your investment is through a tax-deferred arrangement, such as a 401(k) plan or an individual retirement account. Such tax-deferred arrangements may be taxed later upon withdrawal of monies from those arrangements.

Payments to Broker-Dealers and Other Financial Intermediaries

If you purchase the fund through a broker-dealer or other financial intermediary (such as a bank), the fund and its related companies may pay the intermediary for the sale of fund shares and related services. These payments may create a conflict of interest by influencing the broker-dealer or other intermediary and your financial professional to recommend the fund over another investment.

No compensation, administrative payments, sub-transfer agency payments or service payments are paid to brokers or other entities from fund assets or the Distributor's or an affiliate's resources on sales of or investments in Class R6 Shares. Class R6 Shares do not carry sales commissions or pay Rule 12b-1 fees, or make payments to brokers or other entities to assist in, or in connection with, the sale of the fund's shares.

Ask your financial professional or visit your financial intermediary's website for more information.

Virtus Seix Core Bond Fund

Investment Objective

The fund has an investment objective of seeking to maximize long term total return through a combination of current income and capital appreciation, consistent with capital preservation.

Fees and Expenses

The tables below illustrate the fees and expenses that you may pay if you buy and hold shares of the fund. You may qualify for sales charge discounts if you and your family invest, or agree to invest in the future, at least \$50,000 in Virtus Funds. Information about these and other discounts is available: (i) from your financial professional or other financial intermediary; (ii) under "Sales Charges" on page 151 of the fund's statutory prospectus; (iii) with respect to purchase of shares through specific intermediaries, in Appendix A to the fund's statutory prospectus, entitled "Intermediary Sales Charge Discounts and Waivers;" and (iv) under "Alternative Purchase Arrangements" on page 123 of the fund's statement of additional information.

The Virtus Seix Core Bond Fund, a series of Virtus Asset Trust, is the successor of the RidgeWorth Seix Core Bond Fund, a series of RidgeWorth Funds ("Predecessor Fund"), resulting from a reorganization of the Predecessor Fund with and into the fund.

Shareholder Fees (fees paid directly from your investment)	Class A	Class I	Class R6
Maximum Sales Charge (load) Imposed on Purchases (as a percentage of offering price)	3.75%	None	None
Maximum Deferred Sales Charge (load) (as a percentage of the lesser of purchase price or redemption proceeds)	None	None	None

Annual Fund Operating Expenses (expenses that you pay each year as a percentage of the value of your investment)	Class A	Class I	Class R6
Management Fees	0.25%	0.25%	0.25%
Distribution and Shareholder Servicing (12b-1) Fees	0.25%	None	None
Other Expenses	0.39%	0.34%	0.24%
Total Annual Fund Operating Expenses	0.89%	0.59%	0.49%
Less: Fee Waivers and/or Expense Reimbursements ^(a)	(0.25)%	(0.09)%	(0.13)%
Total Annual Fund Operating Expenses After Expense Reimbursements ^(a)	0.64%	0.50%	0.36%

- (a) The fund's investment adviser has contractually agreed to limit the fund's total operating expenses (excluding certain expenses, such as front-end or contingent deferred sales charges, taxes, leverage and borrowing expenses (such as commitment, amendment and renewal expenses on credit or redemption facilities), interest, brokerage commissions, expenses incurred in connection with any merger or reorganization, unusual or infrequently occurring expenses (such as litigation), acquired fund fees and expenses, and dividend expenses, if any) so that such expenses do not exceed 0.64% for Class A Shares, 0.50% for Class I Shares and 0.36% for Class R6 Shares through April 30, 2022. Following the contractual period, the adviser may discontinue these expense reimbursement arrangements at any time. Under certain conditions, the adviser may recapture operating expenses reimbursed and/or fees waived under these arrangements for a period of three years following the date such waiver or reimbursement occurred, provided that the recapture does not cause the fund to exceed its expense limit in effect at the time of the waiver or reimbursement, or at the time of recapture.

Example

This example is intended to help you compare the cost of investing in the fund with the cost of investing in other mutual funds. The example assumes that you invest \$10,000 in the fund for the time periods indicated and then redeem all of your shares at the end of those periods or continued to hold them. The example also assumes that your investment has a 5% return each year, that the fund's operating expenses remain the same and that the expense reimbursement agreement remains in place for the contractual period. Although your actual costs may be higher or lower, based on these assumptions your costs would be:

	Share Status	1 Year	3 Years	5 Years	10 Years
Class A	Sold or Held	\$438	\$624	\$826	\$1,408
Class I	Sold or Held	\$51	\$180	\$320	\$729
Class R6	Sold or Held	\$37	\$144	\$261	\$603

Portfolio Turnover

The fund pays transaction costs, such as commissions, when it buys and sells securities (or “turns over” its portfolio). A higher portfolio turnover rate may indicate higher transaction costs and may result in higher taxes when fund shares are held in a taxable account. These costs, which are not reflected in annual fund operating expenses or in the example, affect the fund’s performance. During the most recent fiscal year, the fund’s portfolio turnover rate was 221% of the average value of its portfolio.

Investments, Risks and Performance

Principal Investment Strategies

The fund invests in various types of income-producing debt instruments including mortgage- and asset-backed securities, government and agency obligations, and corporate obligations. The fund may invest in debt obligations of U.S. and non-U.S. issuers, including investment grade rated emerging market debt. The fund’s investment in non-U.S. issuers may at times be significant.

Under normal circumstances, the fund invests at least 80% of its net assets (plus any borrowings for investment purposes) in investment grade fixed income securities. These investments will be chosen from the broad universe of available fixed income instruments rated investment grade, or unrated securities that the subadviser believes are of comparable quality.

There are no limits on the fund’s average-weighted maturity or on the remaining maturities of individual assets in which the fund may invest. The subadviser may retain investments if the rating of the instrument falls below investment grade if the subadviser deems retention of the investment to be in the best interest of the fund. Such instruments are sometimes referred to as “junk bonds.” The fund may also invest a portion of its assets in instruments that are restricted as to resale. As a result of its investment strategy, the fund’s portfolio turnover rate may be 100% or more. In selecting investments for purchase and sale, the subadviser generally selects a greater weighting in corporate obligations and mortgage-backed securities relative to the fund’s comparative benchmark, and a lower relative weighting in U.S. Treasury and government agency issues.

The subadviser anticipates that the fund’s modified-adjusted duration will mirror that of the Bloomberg Barclays U.S. Aggregate Bond Index, plus or minus 20%. For example, if the duration of the Bloomberg Barclays U.S. Aggregate Bond Index is 5 years, the fund’s duration may be 4-6 years. As of December 31, 2020, the duration of the Bloomberg Barclays U.S. Aggregate Bond Index was 6.22 years. Duration measures a bond or fund’s sensitivity to interest rate or other changes (such as changes in a bond’s yield) and is expressed as a number of years. The higher the number, the greater the risk. Under normal circumstances, for example, if a portfolio has a duration of 5 years, its value will change by 5% if yields change by 1%. Shorter duration bonds generally result in lower expected volatility.

In addition, to implement its investment strategy, the fund may buy or sell derivative instruments (such as swaps, including credit default swaps, futures, credit linked notes, options, inverse floaters, and warrants) to use as a substitute for a purchase or sale of a position in the underlying assets and/or as part of a strategy designed to reduce exposure to other risks, such as interest rate or credit risks. The fund may also utilize Treasury Inflation Protection Securities (“TIPS”) opportunistically. The fund may count the market value of certain derivatives with investment grade fixed income characteristics and TIPS towards its policy to invest, under normal circumstances, at least 80% of its net assets in fixed income securities.

Principal Risks

The fund may not achieve its objective(s), and it is not intended to be a complete investment program. The value of the fund’s investments that supports your share value may decrease. If between the time you purchase shares and the time you sell shares the value of the fund’s investments decreases, you will lose money. Investment values can decrease for a number of reasons. Conditions affecting the overall economy, specific industries or companies in which the fund invests can be worse than expected, and investments may fail to perform as the subadviser expects. As a result, the value of your shares may decrease. Purchase and redemption activities by fund shareholders may impact the management of the fund and its ability to achieve its investment objective(s). The principal risks of investing in the fund are identified below.

- > **Credit Risk.** If the issuer of a debt instrument fails to pay interest or principal in a timely manner, or negative perceptions exist in the market of the issuer’s ability to make such payments, the price of the security may decline.

- > **Interest Rate Risk.** The values of debt instruments may rise or fall in response to changes in interest rates, and this risk may be enhanced for securities with longer maturities.
- > **Foreign Investing Risk.** Investing in foreign securities subjects the fund to additional risks such as increased volatility; currency fluctuations; less liquidity; less publicly available information about the foreign investment; and political, regulatory, economic, and market risk.
- > **Mortgage-Backed and Asset-Backed Securities Risk.** Changes in interest rates may cause both extension and prepayment risks for mortgage-backed and asset-backed securities. These securities are also subject to risks associated with the non-repayment of underlying collateral, including losses to the fund.
- > **Market Volatility Risk.** The value of the securities in the fund may go up or down in response to the prospects of individual companies and/or general economic conditions. Price changes may be short- or long-term. Local, regional or global events such as war, acts of terrorism, the spread of infectious illness or other public health issue, recessions, or other events could have a significant impact on the fund and its investments, including hampering the ability of the fund's portfolio manager(s) to invest the fund's assets as intended.
- > **Derivatives Risk.** Derivatives may include, among other things, futures, options, forwards and swap agreements and may be used in order to hedge portfolio risks, create leverage or attempt to increase returns. Investments in derivatives may result in increased volatility and the fund may incur a loss greater than its principal investment.
- > **Emerging Market Risk.** Emerging markets securities may be more volatile, or more greatly affected by negative conditions, than those of their counterparts in more established foreign markets.
- > **High-Yield Fixed Income Securities (Junk Bonds) Risk.** There is a greater risk of issuer default, less liquidity, and increased price volatility related to high-yield securities than investment grade securities.
- > **Illiquid and Restricted Securities.** Certain securities in which a fund invests may be difficult to sell at the time and price beneficial to the fund, for example due to low trading volumes or legal restrictions.
- > **Income Risk.** Income received from the fund may vary widely over the short- and long-term and/or be less than anticipated if the proceeds from maturing securities in the fund are reinvested in lower-yielding securities.
- > **Inflation-Linked Investments Risk.** Inflation-linked securities may react differently from other fixed income securities to changes in interest rates and that interest and/or principal payments on an inflation-protected security may be irregular. While inflation-protected securities are expected to be protected from long-term inflationary trends, short-term increases in inflation may lead to a decline in their value. In addition, positive adjustments to principal in inflation-protected securities generally can be expected to result in taxable income to the Underlying Fund at the time of such adjustments, even though the principal amount is not paid until maturity.
- > **Portfolio Turnover Risk.** The fund's principal investment strategies may result in a consistently high portfolio turnover rate. See the "Portfolio Turnover" section above for more information about the impact that portfolio turnover can have on your investment.
- > **Prepayment/Call Risk.** Issuers may prepay or call their fixed rate obligations when interest rates fall, forcing the fund to reinvest in obligations with lower interest rates and the fund may not benefit fully from the increase in value that other fixed income investments experience when interest rates decline.
- > **Redemption Risk.** One or more large shareholders or groups of shareholders may redeem their holdings in the fund, resulting in an adverse impact on remaining shareholders in the fund by causing the fund to take actions it would not otherwise have taken.
- > **Unrated Fixed Income Securities Risk.** If the subadviser is unable to accurately assess the quality of an unrated fixed income security, the fund may invest in a security with greater risk than intended, or the securities may be more difficult to sell than anticipated.
- > **U.S. Government Securities Risk.** U.S. Government securities may be subject to price fluctuations. An agency may default on an obligation not backed by the full faith and credit of the United States. Any guarantee on U.S. government securities does not apply to the value of the fund's shares.

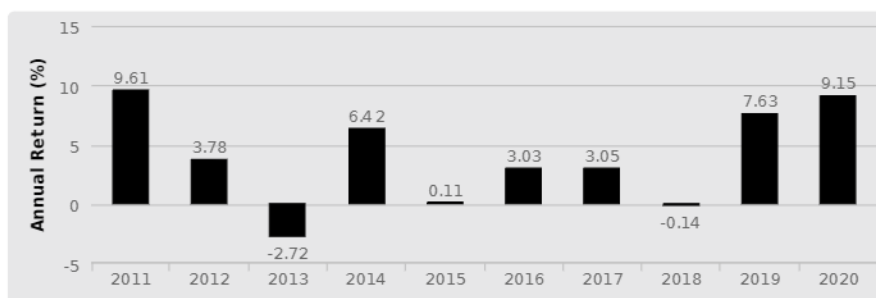
Performance Information

The bar chart and table below provide some indication of the potential risks of investing in the fund. The fund's past performance, before and after taxes, is not necessarily an indication of how the fund will perform in the future. The fund has adopted the past performance of the Predecessor Fund as its own. The Predecessor Fund and the fund have identical investment objectives and strategies.

The bar chart shows changes in the fund's performance from year to year over a 10-year period. The table shows how the fund's average annual returns compare to those of a broad-based securities market index that reflects the market sectors in which the fund invests. Updated performance information is available at virtus.com or by calling 800-243-1574.

Calendar year total returns for Class I Shares (includes returns of a predecessor fund)

Returns do not reflect sales charges applicable to other share classes and would be lower if they did.



Best Quarter: Q3/2011: 6.26% Worst Quarter: Q4/2016: -2.81% Year to Date (3/31/21): -3.38%

Average Annual Total Returns (for the periods ended 12/31/20; includes returns of a predecessor fund)

Returns reflect deduction of maximum sales charges and full redemption at end of periods shown.

	1 Year	5 Years	10 Years	Class R6 Since Inception (8/3/15)
Class I				
Return Before Taxes	9.15%	4.49%	3.92%	—
Return After Taxes on Distributions	7.77%	3.36%	2.65%	—
Return After Taxes on Distributions and Sale of Fund Shares	5.45%	2.96%	2.54%	—
Class A				
Return Before Taxes	4.82%	3.55%	3.31%	—
Class R6				
Return Before Taxes	9.31%	4.65%	—	4.12%
Bloomberg Barclays U.S. Aggregate Bond Index (reflects no deduction for fees, expenses or taxes)	7.51%	4.44%	3.84%	4.03%

The Bloomberg Barclays U.S. Aggregate Bond Index measures the U.S. investment grade fixed rate bond market. The index is calculated on a total return basis. The index is unmanaged and not available for direct investment.

After-tax returns are calculated using the historical highest individual federal marginal income tax rates and do not reflect the impact of state and local taxes. After-tax returns are shown only for Class I Shares; after-tax returns for other classes will vary. Actual after-tax returns depend on the investor's tax situation and may differ from those shown. After-tax returns are not relevant to investors who hold fund shares in tax-deferred accounts or to shares held by non-taxable entities.

Management

The fund's investment adviser is Virtus Fund Advisers, LLC.

The fund's subadviser is Seix Investment Advisors LLC ("Seix").

Portfolio Management

- > **Carlos Catoya**, Managing Director and Portfolio Manager of Seix, has been a member of the fund's management team since 2015.
- > **James F. Keegan**, Chairman, Chief Investment Officer and Senior Portfolio Manager of Seix, has been a member of the fund's management team since 2008.
- > **Michael Rieger**, Managing Director and Senior Portfolio Manager of Seix, has been a member of the fund's management team since 2007.
- > **Perry Troisi**, Managing Director and Senior Portfolio Manager of Seix, has been a member of the fund's management team since 2004.
- > **Jonathan Yozzo**, Managing Director and Portfolio Manager of Seix, has been a member of the fund's management team since 2015.

Purchase and Sale of Fund Shares

Minimum initial investments applicable to Class A Shares:

- \$2,500, generally
- \$100 for Individual Retirement Accounts (IRAs), systematic purchase or exchange accounts
- No minimum for defined contribution plans, asset-based fee programs, profit-sharing plans or employee benefit plans.

Minimum additional investments applicable to Class A Shares:

- \$100, generally
- No minimum for defined contribution plans, asset-based fee programs, profit-sharing plans or employee benefit plans.

For Class I Shares, the minimum initial purchase is \$100,000; there is no minimum for additional purchases.

Class R6 Shares are offered without a minimum initial investment to the following investors in plan level or omnibus accounts only (provided that they do not require or receive any compensation, administrative payments, sub-transfer agency payments or service payments with respect to Class R6 Shares): (i) qualified retirement plans, including, but not limited to, 401(k) plans, 457 plans, employer sponsored 403(b) plans, and defined benefit plans; (ii) banks and trust companies; (iii) insurance companies; (iv) financial intermediaries utilizing such shares in fee-based investment advisory programs; (v) registered investment companies; and (vi) non-qualified deferred compensation plans. Other institutional investors may be permitted to purchase Class R6 Shares subject to the fund's determination of eligibility and may be subject to a \$2,500,000 minimum initial investment requirement.

In general, you can buy or sell shares of the fund by mail or telephone on any business day. You also may buy and sell shares through a financial professional, broker-dealer or other financial intermediary.

Taxes

The fund's distributions are taxable to you as either ordinary income or capital gains, except when your investment is through a tax-deferred arrangement, such as a 401(k) plan or an individual retirement account. Such tax-deferred arrangements may be taxed later upon withdrawal of monies from those arrangements.

Payments to Broker-Dealers and Other Financial Intermediaries

If you purchase the fund through a broker-dealer or other financial intermediary (such as a bank), the fund and its related companies may pay the intermediary for the sale of fund shares and related services. These payments may create a conflict of interest by influencing the broker-dealer or other intermediary and your financial professional to recommend the fund over another investment.

No compensation, administrative payments, sub-transfer agency payments or service payments are paid to brokers or other entities from fund assets or the Distributor's or an affiliate's resources on sales of or investments in Class R6 Shares. Class R6 Shares do not carry sales commissions or pay Rule 12b-1 fees, or make payments to brokers or other entities to assist in, or in connection with, the sale of the fund's shares.

Ask your financial professional or visit your financial intermediary's website for more information.

Virtus Seix Corporate Bond Fund

Investment Objective

The fund has an investment objective of seeking to maximize long term total return through a combination of current income and capital appreciation, consistent with capital preservation.

Fees and Expenses

The tables below illustrate the fees and expenses that you may pay if you buy and hold shares of the fund. You may qualify for sales charge discounts if you and your family invest, or agree to invest in the future, at least \$50,000 in Virtus Funds. Information about these and other discounts is available: (i) from your financial professional or other financial intermediary; (ii) under "Sales Charges" on page 151 of the fund's statutory prospectus; (iii) with respect to purchase of shares through specific intermediaries, in Appendix A to the fund's statutory prospectus, entitled "Intermediary Sales Charge Discounts and Waivers;" and (iv) under "Alternative Purchase Arrangements" on page 123 of the fund's statement of additional information.

The Virtus Seix Corporate Bond Fund, a series of Virtus Asset Trust, is the successor of the RidgeWorth Seix Corporate Bond Fund, a series of RidgeWorth Funds ("Predecessor Fund"), resulting from a reorganization of the Predecessor Fund with and into the fund.

Shareholder Fees (fees paid directly from your investment)	Class A	Class C	Class I	Class R6
Maximum Sales Charge (load) Imposed on Purchases (as a percentage of offering price)	3.75%	None	None	None
Maximum Deferred Sales Charge (load) (as a percentage of the lesser of purchase price or redemption proceeds)	None	1.00% ^(a)	None	None

Annual Fund Operating Expenses (expenses that you pay each year as a percentage of the value of your investment)	Class A	Class C	Class I	Class R6
Management Fees	0.40%	0.40%	0.40%	0.40%
Distribution and Shareholder Servicing (12b-1) Fees	0.25%	1.00%	None	None
Other Expenses	0.38%	0.37%	0.40%	0.31%
Acquired Fund Fees and Expenses	0.01%	0.01%	0.01%	0.01%
Total Annual Fund Operating Expenses ^(b)	1.04%	1.78%	0.81%	0.72%
Less: Fee Waivers and/or Expense Reimbursements ^(c)	(0.08)%	(0.12)%	(0.10)%	(0.28)%
Total Annual Fund Operating Expenses After Expense Reimbursements ^{(b)(c)}	0.96%	1.66%	0.71%	0.44%

(a) The deferred sales charge is imposed on Class C Shares redeemed during the first year only.

(b) The Total Annual Fund Operating Expenses do not correlate to the ratio of expenses to average net assets appearing in the Financial Highlights tables, which tables reflect only the operating expenses of the fund and do not include acquired fund fees and expenses.

(c) The fund's investment adviser has contractually agreed to limit the fund's total operating expenses (excluding certain expenses, such as front-end or contingent deferred sales charges, taxes, leverage and borrowing expenses (such as commitment, amendment and renewal expenses on credit or redemption facilities), interest, brokerage commissions, expenses incurred in connection with any merger or reorganization, unusual or infrequently occurring expenses (such as litigation), acquired fund fees and expenses, and dividend expenses, if any) so that such expenses do not exceed 0.95% for Class A Shares, 1.65% for Class C Shares, 0.70% for Class I Shares and 0.43% for Class R6 Shares through April 30, 2022. Following the contractual period, the adviser may discontinue these expense reimbursement arrangements at any time. Under certain conditions, the adviser may recapture operating expenses reimbursed and/or fees waived under these arrangements for a period of three years following the date such waiver or reimbursement occurred, provided that the recapture does not cause the fund to exceed its expense limit in effect at the time of the waiver or reimbursement, or at the time of recapture.

Example

This example is intended to help you compare the cost of investing in the fund with the cost of investing in other mutual funds. The example assumes that you invest \$10,000 in the fund for the time periods indicated and then redeem all of your shares at the end of those periods or continued to hold them. The example also assumes that your investment has a 5% return each year, that the fund's operating expenses remain the same and that the expense reimbursement agreement remains in place for the contractual period. Although your actual costs may be higher or lower, based on these assumptions your costs would be:

	Share Status	1 Year	3 Years	5 Years	10 Years
Class A	Sold or Held	\$469	\$686	\$920	\$1,591
Class C	Sold	\$269	\$549	\$953	\$2,085
	Held	\$169	\$549	\$953	\$2,085
Class I	Sold or Held	\$73	\$249	\$440	\$992
Class R6	Sold or Held	\$45	\$202	\$373	\$868

Portfolio Turnover

The fund pays transaction costs, such as commissions, when it buys and sells securities (or “turns over” its portfolio). A higher portfolio turnover rate may indicate higher transaction costs and may result in higher taxes when fund shares are held in a taxable account. These costs, which are not reflected in annual fund operating expenses or in the example, affect the fund’s performance. During the most recent fiscal year, the fund’s portfolio turnover rate was 135% of the average value of its portfolio.

Investments, Risks and Performance

Principal Investment Strategies

The fund primarily invests in a diversified portfolio of U.S. dollar denominated corporate obligations and other fixed income instruments that are rated investment grade (BBB-/Baa3 or better) or unrated instruments that the subadviser believes are of comparable quality. There are no limits on the fund’s average-weighted maturity or on the remaining maturities of individual instruments in which the fund may invest. As a result of its investment strategy, the fund’s portfolio turnover rate may be 100% or more.

Under normal circumstances, the fund invests at least 80% of its net assets (plus any borrowings for investment purposes) in corporate bonds. The fund may also invest in U.S. Treasury and agency obligations, floating rate loans, and below investment grade, high yield debt obligations (sometimes referred to as “junk bonds”), including emerging market securities. The fund may invest in U.S. dollar denominated obligations of U.S. and non-U.S. issuers. The fund may invest a portion of its assets in instruments that are restricted as to resale.

Buy and sell decisions are based on a wide number of factors that determine the risk-reward profile of each investment within the context of the broader portfolio. The subadviser attempts to identify investment grade corporate bonds offering above-average total return. In selecting corporate debt investments for purchase and sale, the subadviser seeks out companies with good fundamentals and above-average return prospects that are currently priced at attractive levels. The primary basis for asset selection is the potential income offered by the asset relative to the subadviser’s assessment of the issuer’s ability to generate the cash flow required to meet its obligations. The subadviser employs a “bottom-up” approach, identifying potential investment opportunities based on the underlying financial and economic fundamentals of the specific issuer.

The subadviser anticipates that the fund’s modified-adjusted-duration will mirror that of the Bloomberg Barclays U.S. Corporate Investment Grade Index, plus or minus 20%. For example, if the duration of the Bloomberg Barclays U.S. Corporate Investment Grade Index is 5 years, the fund’s duration may be 4–6 years. As of December 31, 2020, the duration of the Bloomberg Barclays U.S. Corporate Investment Grade Index was 8.84 years. Duration measures a bond or fund’s sensitivity to interest rate or other changes (such as changes in a bond’s yield) and is expressed as a number of years. The higher the number, the greater the risk. Under normal circumstances, for example, if a portfolio has a duration of 5 years, its value will change by 5% if yields change by 1%. Shorter duration bonds generally result in lower expected volatility.

In addition, to implement its investment strategy, the fund may buy or sell derivative instruments (such as foreign currency forward contracts, swaps, including credit default swaps, futures, credit linked notes, options, inverse floaters and warrants) to use as a substitute for a purchase or sale of a position in the underlying assets and/or as part of a strategy designed to reduce exposure to other risks, such as interest rate or credit risks. The fund may count the value of certain derivatives with corporate bond characteristics towards its policy to invest, under normal circumstances, at least 80% of its net assets in corporate bonds.

Principal Risks

The fund may not achieve its objective(s), and it is not intended to be a complete investment program. The value of the fund’s investments that supports your share value may decrease. If between the time you purchase shares and the time you sell shares the value of the fund’s investments decreases, you will lose money. Investment values can decrease

for a number of reasons. Conditions affecting the overall economy, specific industries or companies in which the fund invests can be worse than expected, and investments may fail to perform as the subadviser expects. As a result, the value of your shares may decrease. Purchase and redemption activities by fund shareholders may impact the management of the fund and its ability to achieve its investment objective(s). The principal risks of investing in the fund are identified below.

- > **Credit Risk.** If the issuer of a debt instrument fails to pay interest or principal in a timely manner, or negative perceptions exist in the market of the issuer's ability to make such payments, the price of the security may decline.
- > **Interest Rate Risk.** The values of debt instruments may rise or fall in response to changes in interest rates, and this risk may be enhanced for securities with longer maturities.
- > **High-Yield Fixed Income Securities (Junk Bonds) Risk.** There is a greater risk of issuer default, less liquidity, and increased price volatility related to high-yield securities than investment grade securities.
- > **Derivatives Risk.** Derivatives may include, among other things, futures, options, forwards and swap agreements and may be used in order to hedge portfolio risks, create leverage or attempt to increase returns. Investments in derivatives may result in increased volatility and the fund may incur a loss greater than its principal investment.
- > **Market Volatility Risk.** The value of the securities in the fund may go up or down in response to the prospects of individual companies and/or general economic conditions. Price changes may be short- or long-term. Local, regional or global events such as war, acts of terrorism, the spread of infectious illness or other public health issue, recessions, or other events could have a significant impact on the fund and its investments, including hampering the ability of the fund's portfolio manager(s) to invest the fund's assets as intended.
- > **Bank Loan Risk.** In addition to the risks typically associated with high-yield fixed income securities, bank loans may be unsecured or not fully collateralized, may be subject to restrictions on resale, may be less liquid and may trade infrequently on the secondary market. Bank loans settle on a delayed basis; thus, sale proceeds may not be available to meet redemptions for a substantial period of time after the sale of the loan.
- > **Emerging Market Risk.** Emerging markets securities may be more volatile, or more greatly affected by negative conditions, than those of their counterparts in more established foreign markets.
- > **Foreign Investing Risk.** Investing in foreign securities subjects the fund to additional risks such as increased volatility; currency fluctuations; less liquidity; less publicly available information about the foreign investment; and political, regulatory, economic, and market risk.
- > **Income Risk.** Income received from the fund may vary widely over the short- and long-term and/or be less than anticipated if the proceeds from maturing securities in the fund are reinvested in lower-yielding securities.
- > **Illiquid and Restricted Securities.** Certain securities in which a fund invests may be difficult to sell at the time and price beneficial to the fund, for example due to low trading volumes or legal restrictions.
- > **Portfolio Turnover Risk.** The fund's principal investment strategies may result in a consistently high portfolio turnover rate. See the "Portfolio Turnover" section above for more information about the impact that portfolio turnover can have on your investment.
- > **Prepayment/Call Risk.** Issuers may prepay or call their fixed rate obligations when interest rates fall, forcing the fund to reinvest in obligations with lower interest rates and the fund may not benefit fully from the increase in value that other fixed income investments experience when interest rates decline.
- > **Redemption Risk.** One or more large shareholders or groups of shareholders may redeem their holdings in the fund, resulting in an adverse impact on remaining shareholders in the fund by causing the fund to take actions it would not otherwise have taken.
- > **Unrated Fixed Income Securities Risk.** If the subadviser is unable to accurately assess the quality of an unrated fixed income security, the fund may invest in a security with greater risk than intended, or the securities may be more difficult to sell than anticipated.
- > **U.S. Government Securities Risk.** U.S. Government securities may be subject to price fluctuations. An agency may default on an obligation not backed by the full faith and credit of the United States. Any guarantee on U.S. government securities does not apply to the value of the fund's shares.

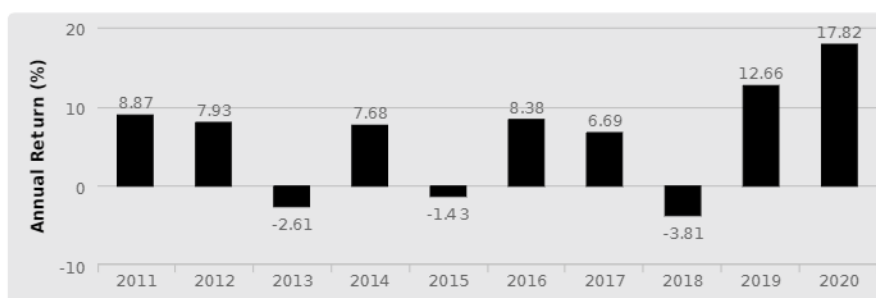
Performance Information

The bar chart and table below provide some indication of the potential risks of investing in the fund. The fund's past performance, before and after taxes, is not necessarily an indication of how the fund will perform in the future. The fund has adopted the past performance of the Predecessor Fund as its own. The Predecessor Fund and the fund have identical investment objectives and strategies.

The bar chart shows changes in the fund's performance from year to year over a 10-year period. The table shows how the fund's average annual returns compare to those of a broad-based securities market index that reflects the market sectors in which the fund invests. Updated performance information is available at virtus.com or by calling 800-243-1574.

Calendar year total returns for Class I Shares (includes returns of a predecessor fund)

Returns do not reflect sales charges applicable to other share classes and would be lower if they did.



Best Quarter: Q2/2020: 11.11% Worst Quarter: Q2/2013: -4.04% Year to Date (3/31/21): -7.81%

Average Annual Total Returns (for the periods ended 12/31/20; includes returns of a predecessor fund)

Returns reflect deduction of maximum sales charges and full redemption at end of periods shown.

	1 Year	5 Years	10 Years	Class R6 Since Inception (10/20/20)
Class I				
Return Before Taxes	17.82%	8.10%	6.02%	—
Return After Taxes on Distributions	15.09%	6.38%	4.02%	—
Return After Taxes on Distributions and Sale of Fund Shares	10.75%	5.57%	3.92%	—
Class A				
Return Before Taxes	13.04%	7.04%	5.33%	—
Class C				
Return Before Taxes	16.57%	7.07%	4.99%	—
Class R6				
Return Before Taxes	—	—	—	4.75%
Bloomberg Barclays U.S. Corporate Investment Grade Index (reflects no deduction for mutual fund fees or expenses)	9.89%	6.74%	5.63%	2.84%

The Bloomberg Barclays U.S. Corporate Investment Grade Index measures the U.S. investment grade fixed rate taxable securities sold by industrial, utility and financial issuers. The index is calculated on a total return basis. The index is unmanaged and not available for direct investment.

After-tax returns are calculated using the historical highest individual federal marginal income tax rates and do not reflect the impact of state and local taxes. After-tax returns are shown only for Class I Shares; after-tax other classes will vary. Actual after-tax returns depend on the investor's tax situation and may differ from those shown. After-tax returns are not relevant to investors who hold fund shares in tax-deferred accounts or to shares held by non-taxable entities.

Management

The fund's investment adviser is Virtus Fund Advisers, LLC.

The fund's subadviser is Seix Investment Advisors LLC ("Seix").

Portfolio Management

- > **Carlos Catoya**, Managing Director and Portfolio Manager of Seix, has been a member of the fund's management team since 2015.
- > **James F. Keegan**, Chairman, Chief Investment Officer and Senior Portfolio Manager of Seix, has been a member of the fund's management team since 2008.
- > **Perry Troisi**, Managing Director and Senior Portfolio Manager of Seix, has been a member of the fund's management team since 2004.
- > **Jonathan Yozzo**, Managing Director and Portfolio Manager of Seix, has been a member of the fund's management team since 2015.

Purchase and Sale of Fund Shares

Minimum initial investments applicable to Class A and Class C Shares:

- \$2,500, generally
- \$100 for Individual Retirement Accounts (IRAs), systematic purchase or exchange accounts
- No minimum for defined contribution plans, asset-based fee programs, profit-sharing plans or employee benefit plans.

Minimum additional investments applicable to Class A and Class C Shares:

- \$100, generally
- No minimum for defined contribution plans, asset-based fee programs, profit-sharing plans or employee benefit plans.

For Class I Shares, the minimum initial purchase is \$100,000; there is no minimum for additional purchases.

Class R6 Shares are offered without a minimum initial investment to the following investors in plan level or omnibus accounts only (provided that they do not require or receive any compensation, administrative payments, sub-transfer agency payments or service payments with respect to Class R6 Shares): (i) qualified retirement plans, including, but not limited to, 401(k) plans, 457 plans, employer sponsored 403(b) plans, and defined benefit plans; (ii) banks and trust companies; (iii) insurance companies; (iv) financial intermediaries utilizing such shares in fee-based investment advisory programs; (v) registered investment companies; and (vi) non-qualified deferred compensation plans. Other institutional investors may be permitted to purchase Class R6 Shares subject to the fund's determination of eligibility and may be subject to a \$2,500,000 minimum initial investment requirement.

In general, you may buy or sell shares of the fund by mail or telephone on any business day. You also may buy and sell shares through a financial professional, broker-dealer or other financial intermediary.

Taxes

The fund's distributions are taxable to you as either ordinary income or capital gains, except when your investment is through a tax-deferred arrangement, such as a 401(k) plan or an individual retirement account. Such tax-deferred arrangements may be taxed later upon withdrawal of monies from those arrangements.

Payments to Broker-Dealers and Other Financial Intermediaries

If you purchase the fund through a broker-dealer or other financial intermediary (such as a bank), the fund and its related companies may pay the intermediary for the sale of fund shares and related services. These payments may create a conflict of interest by influencing the broker-dealer or other intermediary and your financial professional to recommend the fund over another investment.

No compensation, administrative payments, sub-transfer agency payments or service payments are paid to brokers or other entities from fund assets or the Distributor's or an affiliate's resources on sales of or investments in Class R6 Shares. Class R6 Shares do not carry sales commissions or pay Rule 12b-1 fees, or make payments to brokers or other entities to assist in, or in connection with, the sale of the fund's shares.

Ask your financial professional or visit your financial intermediary's website for more information.

Virtus Seix Floating Rate High Income Fund

Investment Objective

The fund has an investment objective of attempting to provide a high level of current income.

Fees and Expenses

The tables below illustrate the fees and expenses that you may pay if you buy and hold shares of the fund. You may qualify for sales charge discounts if you and your family invest, or agree to invest in the future, at least \$50,000 in Virtus Funds. Information about these and other discounts is available: (i) from your financial professional or other financial intermediary; (ii) under "Sales Charges" on page 151 of the fund's statutory prospectus; (iii) with respect to purchase of shares through specific intermediaries, in Appendix A to the fund's statutory prospectus, entitled "Intermediary Sales Charge Discounts and Waivers;" and (iv) under "Alternative Purchase Arrangements" on page 123 of the fund's statement of additional information.

The Virtus Seix Floating Rate High Income Fund, a series of Virtus Asset Trust, is the successor of the RidgeWorth Seix Floating Rate High Income Fund, a series of RidgeWorth Funds ("Predecessor Fund"), resulting from a reorganization of the Predecessor Fund with and into the fund.

Shareholder Fees (fees paid directly from your investment)	Class A	Class C	Class I	Class R6
Maximum Sales Charge (load) Imposed on Purchases (as a percentage of offering price)	2.75%	None	None	None
Maximum Deferred Sales Charge (load) (as a percentage of the lesser of purchase price or redemption proceeds)	None	1.00% ^(a)	None	None

Annual Fund Operating Expenses (expenses that you pay each year as a percentage of the value of your investment)	Class A	Class C	Class I	Class R6
Management Fees	0.42%	0.42%	0.42%	0.42%
Distribution and Shareholder Servicing (12b-1) Fees	0.25%	1.00%	None	None
Other Expenses	0.27%	0.24%	0.31%	0.19%
Total Annual Fund Operating Expenses	0.94%	1.66%	0.73%	0.61%
Less: Fee Waivers and/or Expense Reimbursements ^(b)	(0.00)%	(0.14)%	(0.11)%	(0.09)%
Total Annual Fund Operating Expenses After Expense Reimbursements ^(b)	0.94%	1.52%	0.62%	0.52%

(a) The deferred sales charge is imposed on Class C Shares redeemed during the first year only.

(b) The fund's investment adviser has contractually agreed to limit the fund's total operating expenses (excluding certain expenses, such as front-end or contingent deferred sales charges, taxes, leverage and borrowing expenses (such as commitment, amendment and renewal expenses on credit or redemption facilities), interest, brokerage commissions, expenses incurred in connection with any merger or reorganization, unusual or infrequently occurring expenses (such as litigation), acquired fund fees and expenses, and dividend expenses, if any) so that such expenses do not exceed 1.52% for Class C Shares, 0.62% for Class I Shares and 0.52% for Class R6 Shares through April 30, 2022. Following the contractual period, the adviser may discontinue these expense reimbursement arrangements at any time. Under certain conditions, the adviser may recapture operating expenses reimbursed and/or fees waived under these arrangements for a period of three years following the date such waiver or reimbursement occurred, provided that the recapture does not cause the fund to exceed its expense limit in effect at the time of the waiver or reimbursement, or at the time of recapture.

Example

This example is intended to help you compare the cost of investing in the fund with the cost of investing in other mutual funds. The example assumes that you invest \$10,000 in the fund for the time periods indicated and then redeem all of your shares at the end of those periods or continued to hold them. The example also assumes that your investment has a 5% return each year, that the fund's operating expenses remain the same and that the expense reimbursement agreement remains in place for the contractual period. Although your actual costs may be higher or lower, based on these assumptions your costs would be:

	Share Status	1 Year	3 Years	5 Years	10 Years
Class A	Sold or Held	\$368	\$566	\$781	\$1,398
Class C	Sold	\$255	\$510	\$889	\$1,954
	Held	\$155	\$510	\$889	\$1,954
Class I	Sold or Held	\$63	\$222	\$395	\$896
Class R6	Sold or Held	\$53	\$186	\$331	\$754

Portfolio Turnover

The fund pays transaction costs, such as commissions, when it buys and sells securities (or “turns over” its portfolio). A higher portfolio turnover rate may indicate higher transaction costs and may result in higher taxes when fund shares are held in a taxable account. These costs, which are not reflected in annual fund operating expenses or in the example, affect the fund’s performance. During the most recent fiscal year, the fund’s portfolio turnover rate was 68% of the average value of its portfolio.

Investments, Risks and Performance

Principal Investment Strategies

Under normal circumstances, the fund invests at least 80% of its net assets (plus any borrowings for investment purposes) in a combination of first- and second-lien senior floating rate loans and other floating rate debt instruments. These loans are loans made by banks and other large financial institutions to various companies and are senior in the borrowing companies’ capital structure. Coupon rates are generally floating, not fixed, and are tied to a benchmark lending rate, the most popular of which is the London Interbank Offered Rate (“LIBOR”) or are set at a specified floor, whichever is higher.

The fund invests all or substantially all of its assets in first- and second-lien senior floating rate loans, or debt instruments that are rated below investment grade by Moody’s and Standard & Poor’s (sometimes referred to as “junk bonds”) or in comparable unrated instruments. The fund may also invest up to 20% of its net assets in any combination of junior debt instruments or instruments with a lien on collateral lower than a senior claim on collateral, high yield fixed-rate bonds, investment grade fixed income debt obligations, asset-backed securities (such as special purpose trusts investing in bank loans), and short-term investments, including money market securities and repurchase agreements. The fund may invest a portion of its assets in instruments that are restricted as to resale.

In selecting investments for purchase and sale, the subadviser will emphasize loans and instruments which are within the segment of the high yield market it has targeted, which are loans and instruments rated below investment grade or unrated loans and instruments that the subadviser believes are of comparable quality. The fund may invest up to 20% of its total assets in senior loans made to non-U.S. borrowers provided that no more than 5% of the portfolio’s loans are non-U.S. dollar denominated. There are no limits on the fund’s average-weighted maturity or on the remaining maturities of individual instruments in which the fund may invest. The fund may also engage in certain hedging transactions.

In order to meet short-term liquidity needs, the fund employs a variety of techniques, such as investing in highly-liquid fixed income instruments and holding a portion of its assets in cash. Although not a principal investment strategy, the fund may, under certain market conditions, borrow an amount up to 33 1/3% of its total assets (including the amount borrowed) for investment purposes, to meet redemption requests and for temporary, extraordinary or emergency purposes.

Some types of senior loans in which the fund may invest require that an open loan for a specific amount be continually offered to a borrower. These types of senior loans are commonly referred to as revolvers. Because revolvers contractually obligate the lender (and therefore those with an interest in the loan) to fund the revolving portion of the loan at the borrower’s discretion, the fund must have funds sufficient to cover its contractual obligation. Therefore, the fund will maintain, on a daily basis, high-quality, liquid assets in an amount at least equal in value to its contractual obligation to fulfill the revolving senior loan. The fund will not encumber any assets that are otherwise encumbered.

In addition, to implement its investment strategy, the fund may buy or sell derivative instruments (such as swaps, including credit default swaps, futures, credit linked notes, options and warrants) to use as a substitute for a purchase or sale of a position in the underlying assets and/or as part of a strategy designed to reduce exposure to other risks,

such as interest rate or credit risks. The fund may count the value of certain derivatives with floating rate loan or high yield bond characteristics towards its policy to invest, under normal circumstances, at least 80% of its net assets in a combination of first- and second-lien senior floating rate loans and other floating rate debt instruments.

Principal Risks

The fund may not achieve its objective(s), and it is not intended to be a complete investment program. The value of the fund's investments that supports your share value may decrease. If between the time you purchase shares and the time you sell shares the value of the fund's investments decreases, you will lose money. Investment values can decrease for a number of reasons. Conditions affecting the overall economy, specific industries or companies in which the fund invests can be worse than expected, and investments may fail to perform as the subadviser expects. As a result, the value of your shares may decrease. Purchase and redemption activities by fund shareholders may impact the management of the fund and its ability to achieve its investment objective(s). The principal risks of investing in the fund are identified below.

- > **Credit Risk.** If the issuer of a debt instrument fails to pay interest or principal in a timely manner, or negative perceptions exist in the market of the issuer's ability to make such payments, the price of the security may decline.
- > **Interest Rate Risk.** The values of debt instruments may rise or fall in response to changes in interest rates, and this risk may be enhanced for securities with longer maturities.
- > **Bank Loan Risk.** In addition to the risks typically associated with high-yield fixed income securities, bank loans may be unsecured or not fully collateralized, may be subject to restrictions on resale, may be less liquid and may trade infrequently on the secondary market. Bank loans settle on a delayed basis; thus, sale proceeds may not be available to meet redemptions for a substantial period of time after the sale of the loan.
- > **High-Yield Fixed Income Securities (Junk Bonds) Risk.** There is a greater risk of issuer default, less liquidity, and increased price volatility related to high-yield securities than investment grade securities.
- > **Market Volatility Risk.** The value of the securities in the fund may go up or down in response to the prospects of individual companies and/or general economic conditions. Price changes may be short- or long-term. Local, regional or global events such as war, acts of terrorism, the spread of infectious illness or other public health issue, recessions, or other events could have a significant impact on the fund and its investments, including hampering the ability of the fund's portfolio manager(s) to invest the fund's assets as intended.
- > **Derivatives Risk.** Derivatives may include, among other things, futures, options, forwards and swap agreements and may be used in order to hedge portfolio risks, create leverage or attempt to increase returns. Investments in derivatives may result in increased volatility and the fund may incur a loss greater than its principal investment.
- > **Foreign Investing Risk.** Investing in foreign securities subjects the fund to additional risks such as increased volatility; currency fluctuations; less liquidity; less publicly available information about the foreign investment; and political, regulatory, economic, and market risk.
- > **Income Risk.** Income received from the fund may vary widely over the short- and long-term and/or be less than anticipated if the proceeds from maturing securities in the fund are reinvested in lower-yielding securities.
- > **Illiquid and Restricted Securities.** Certain securities in which a fund invests may be difficult to sell at the time and price beneficial to the fund, for example due to low trading volumes or legal restrictions.
- > **Mortgage-Backed and Asset-Backed Securities Risk.** Changes in interest rates may cause both extension and prepayment risks for mortgage-backed and asset-backed securities. These securities are also subject to risks associated with the non-repayment of underlying collateral, including losses to the fund.
- > **Prepayment/Call Risk.** Issuers may prepay or call their fixed rate obligations when interest rates fall, forcing the fund to reinvest in obligations with lower interest rates and the fund may not benefit fully from the increase in value that other fixed income investments experience when interest rates decline.
- > **Redemption Risk.** One or more large shareholders or groups of shareholders may redeem their holdings in the fund, resulting in an adverse impact on remaining shareholders in the fund by causing the fund to take actions it would not otherwise have taken.

- > **Short-Term Investments Risk.** The fund's short-term investments may not provide the liquidity or protection intended or may prevent the fund from experiencing positive movements in the fund's principal investment strategies.
- > **Unrated Fixed Income Securities Risk.** If the subadviser is unable to accurately assess the quality of an unrated fixed income security, the fund may invest in a security with greater risk than intended, or the securities may be more difficult to sell than anticipated.
- > **U.S. Government Securities Risk.** U.S. Government securities may be subject to price fluctuations. An agency may default on an obligation not backed by the full faith and credit of the United States. Any guarantee on U.S. government securities does not apply to the value of the fund's shares.

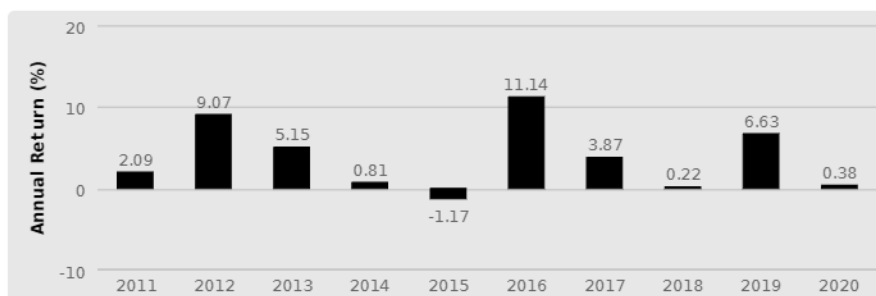
Performance Information

The bar chart and table below provide some indication of the potential risks of investing in the fund. The fund's past performance, before and after taxes, is not necessarily an indication of how the fund will perform in the future. The fund has adopted the past performance of the Predecessor Fund as its own. The Predecessor Fund and the fund have identical investment objectives and strategies.

The bar chart shows changes in the fund's performance from year to year over a 10-year period. The table shows how the fund's average annual returns compare to those of a broad-based securities market index that reflects the market sectors in which the fund invests. Updated performance information is available at virtus.com or by calling 800-243-1574.

Calendar year total returns for Class I Shares (includes returns of a predecessor fund)

Returns do not reflect sales charges applicable to other share classes and would be lower if they did.



Best Quarter:	Q2/2020:	8.86%	Worst Quarter:	Q1/2020:	-13.30%	Year to Date (3/31/21):	2.26%
---------------	----------	-------	----------------	----------	---------	-------------------------	-------

Average Annual Total Returns (for the periods ended 12/31/20; includes returns of a predecessor fund)

Returns reflect deduction of maximum sales charges and full redemption at end of periods shown.

	1 Year	5 Years	10 Years	Class R6 Since Inception (1/30/15)
Class I				
Return Before Taxes	0.38%	4.37%	3.75%	—
Return After Taxes on Distributions	-1.30%	2.34%	1.79%	—
Return After Taxes on Distributions and Sale of Fund Shares	0.18%	2.46%	2.02%	—
Class A				
Return Before Taxes	-2.69%	3.46%	3.15%	—
Class C				
Return Before Taxes	-0.52%	3.44%	2.82%	—
Class R6				
Return Before Taxes	0.61%	4.48%	—	3.55%
Credit Suisse Leveraged Loan Index (reflects no deduction for fees, expenses or taxes)	2.78%	5.19%	4.47%	4.25%

The Credit Suisse Leveraged Loan Index is a market-weighted index that tracks the investable universe of the U.S. dollar-denominated leveraged loan market. The index is calculated on a total return basis. The index is unmanaged and not available for direct investment.

After-tax returns are calculated using the historical highest individual federal marginal income tax rates and do not reflect the impact of state and local taxes. After-tax returns are shown only for Class I Shares; after-tax returns for other classes will vary. Actual after-tax returns depend on the investor's tax situation and may differ from those shown. After-tax returns are not relevant to investors who hold fund shares in tax-deferred accounts or to shares held by non-taxable entities. In certain cases, the Return After Taxes on Distributions and Sale of Fund Shares for a period may be higher than other return figures for the same period. This will occur when a capital loss is realized upon the sale of fund shares and provides an assumed tax benefit that increases the return.

Management

The fund's investment adviser is Virtus Fund Advisers, LLC.

The fund's subadviser is Seix Investment Advisors LLC ("Seix").

Portfolio Management

- > **Vincent Flanagan**, Vice President and Portfolio Manager of Seix, has co-managed the fund since 2011.
- > **George Goudelias**, Managing Director and Head of Leveraged Finance of Seix, has managed the fund since 2006.
- > **Eric Guevara**, Portfolio Manager and Senior Leveraged Loan Trader of Seix, has co-managed the fund since August 2019.

Purchase and Sale of Fund Shares

Minimum initial investments applicable to Class A and Class C Shares:

- \$2,500, generally
- \$100 for Individual Retirement Accounts (IRAs), systematic purchase or exchange accounts
- No minimum for defined contribution plans, asset-based fee programs, profit-sharing plans or employee benefit plans.

Minimum additional investments applicable to Class A and Class C Shares:

- \$100, generally

- No minimum for defined contribution plans, asset-based fee programs, profit-sharing plans or employee benefit plans.

For Class I Shares, the minimum initial purchase is \$100,000; there is no minimum for additional purchases.

Class R6 Shares are offered without a minimum initial investment to the following investors in plan level or omnibus accounts only (provided that they do not require or receive any compensation, administrative payments, sub-transfer agency payments or service payments with respect to Class R6 Shares): (i) qualified retirement plans, including, but not limited to, 401(k) plans, 457 plans, employer sponsored 403(b) plans, and defined benefit plans; (ii) banks and trust companies; (iii) insurance companies; (iv) financial intermediaries utilizing such shares in fee-based investment advisory programs; (v) registered investment companies; and (vi) non-qualified deferred compensation plans. Other institutional investors may be permitted to purchase Class R6 Shares subject to the fund's determination of eligibility and may be subject to a \$2,500,000 minimum initial investment requirement.

In general, you may buy or sell shares of the fund by mail or telephone on any business day. You also may buy and sell shares through a financial professional, broker-dealer or other financial intermediary.

Taxes

The fund's distributions are taxable to you as either ordinary income or capital gains, except when your investment is through a tax-deferred arrangement, such as a 401(k) plan or an individual retirement account. Such tax-deferred arrangements may be taxed later upon withdrawal of monies from those arrangements.

Payments to Broker-Dealers and Other Financial Intermediaries

If you purchase the fund through a broker-dealer or other financial intermediary (such as a bank), the fund and its related companies may pay the intermediary for the sale of fund shares and related services. These payments may create a conflict of interest by influencing the broker-dealer or other intermediary and your financial professional to recommend the fund over another investment.

No compensation, administrative payments, sub-transfer agency payments or service payments are paid to brokers or other entities from fund assets or the Distributor's or an affiliate's resources on sales of or investments in Class R6 Shares. Class R6 Shares do not carry sales commissions or pay Rule 12b-1 fees, or make payments to brokers or other entities to assist in, or in connection with, the sale of the fund's shares.

Ask your financial professional or visit your financial intermediary's website for more information.

Virtus Seix High Grade Municipal Bond Fund

Investment Objective

The fund has an investment objective of seeking to maximize total return through (i) current income that is exempt from federal income taxes and (ii) capital appreciation consistent with capital preservation.

Fees and Expenses

The tables below illustrate the fees and expenses that you may pay if you buy and hold shares of the fund. You may qualify for sales charge discounts if you and your family invest, or agree to invest in the future, at least \$50,000 in Virtus Funds. Information about these and other discounts is available: (i) from your financial professional or other financial intermediary; (ii) under "Sales Charges" on page 151 of the fund's statutory prospectus; (iii) with respect to purchase of shares through specific intermediaries, in Appendix A to the fund's statutory prospectus, entitled "Intermediary Sales Charge Discounts and Waivers;" and (iv) under "Alternative Purchase Arrangements" on page 123 of the fund's statement of additional information.

The Virtus Seix High Grade Municipal Bond Fund, a series of Virtus Asset Trust, is the successor of the RidgeWorth Seix High Grade Municipal Bond Fund, a series of RidgeWorth Funds ("Predecessor Fund"), resulting from a reorganization of the Predecessor Fund with and into the fund.

Shareholder Fees (fees paid directly from your investment)	Class A	Class I
Maximum Sales Charge (load) Imposed on Purchases (as a percentage of offering price)	2.75%	None
Maximum Deferred Sales Charge (load) (as a percentage of the lesser of purchase price or redemption proceeds)	None	None

Annual Fund Operating Expenses (expenses that you pay each year as a percentage of the value of your investment)	Class A	Class I
Management Fees	0.50%	0.50%
Distribution and Shareholder Servicing (12b-1) Fees	0.15%	None
Other Expenses	0.30%	0.36%
Acquired Fund Fees and Expenses	0.03%	0.03%
Total Annual Fund Operating Expenses ^(a)	0.98%	0.89%
Less: Fee Waivers and/or Expense Reimbursements ^(b)	(0.22)%	(0.28)%
Total Annual Fund Operating Expenses After Expense Reimbursements ^{(a)(b)}	0.76%	0.61%

- (a) The Total Annual Fund Operating Expenses do not correlate to the ratio of expenses to average net assets appearing in the Financial Highlights tables, which tables reflect only the operating expenses of the fund and do not include acquired fund fees and expenses.
- (b) The fund's investment adviser has contractually agreed to limit the fund's total operating expenses (excluding certain expenses, such as front-end or contingent deferred sales charges, taxes, leverage and borrowing expenses (such as commitment, amendment and renewal expenses on credit or redemption facilities), interest, brokerage commissions, expenses incurred in connection with any merger or reorganization, unusual or infrequently occurring expenses (such as litigation), acquired fund fees and expenses, and dividend expenses, if any) so that such expenses do not exceed 0.73% for Class A Shares and 0.58% for Class I Shares through April 30, 2022. Following the contractual period, the adviser may discontinue these expense reimbursement arrangements at any time. Under certain conditions, the adviser may recapture operating expenses reimbursed and/or fees waived under these arrangements for a period of three years following the date such waiver or reimbursement occurred, provided that the recapture does not cause the fund to exceed its expense limit in effect at the time of the waiver or reimbursement, or at the time of recapture.

Example

This example is intended to help you compare the cost of investing in the fund with the cost of investing in other mutual funds. The example assumes that you invest \$10,000 in the fund for the time periods indicated and then redeem all of your shares at the end of those periods or continued to hold them. The example also assumes that your investment has a 5% return each year, that the fund's operating expenses remain the same and that the expense reimbursement agreement remains in place for the contractual period. Although your actual costs may be higher or lower, based on these assumptions your costs would be:

	Share Status	1 Year	3 Years	5 Years	10 Years
Class A	Sold or Held	\$350	\$557	\$781	\$1,424
Class I	Sold or Held	\$62	\$256	\$466	\$1,070

Portfolio Turnover

The fund pays transaction costs, such as commissions, when it buys and sells securities (or “turns over” its portfolio). A higher portfolio turnover rate may indicate higher transaction costs and may result in higher taxes when fund shares are held in a taxable account. These costs, which are not reflected in annual fund operating expenses or in the example, affect the fund’s performance. During the most recent fiscal year, the fund’s portfolio turnover rate was 203% of the average value of its portfolio.

Investments, Risks and Performance

Principal Investment Strategies

Under normal circumstances, the fund invests at least 80% of its net assets (plus any borrowings for investment purposes) in investment grade municipal securities, including securities subject to the U.S. federal alternative minimum tax, with income exempt from regular U.S. federal income tax. The fund may invest its remaining assets in cash, cash equivalents and certain taxable debt instruments. There are no limits on the fund’s effective maturity or on the remaining maturities of individual securities in which the fund may invest. As a result of its investment strategy, the fund’s portfolio turnover rate may be 100% or more.

In selecting investments for purchase and sale, the subadviser tries to manage risk as much as possible. Based on the subadviser’s analysis of municipalities, credit risk, market trends and investment cycles, the subadviser attempts to invest more of the fund’s assets in undervalued municipal securities and less in overvalued municipal securities taking into consideration maturity, sector, credit, state and supply and demand levels.

The subadviser also attempts to identify and invest in municipal issuers with improving credit and avoid those with deteriorating credit. The fund invests in securities rated investment grade by at least one nationally recognized statistical rating organization or unrated securities that the subadviser believes are of comparable quality. The subadviser may retain securities if the rating of the security falls below investment grade and the subadviser deems retention of the security to be in the best interests of the fund.

In addition, to implement its investment strategy, the fund may buy or sell derivative instruments (such as treasury futures) to use as part of a strategy designed to reduce exposure to other risks, such as interest rate or credit risks.

Principal Risks

The fund may not achieve its objective(s), and it is not intended to be a complete investment program. The value of the fund’s investments that supports your share value may decrease. If between the time you purchase shares and the time you sell shares the value of the fund’s investments decreases, you will lose money. Investment values can decrease for a number of reasons. Conditions affecting the overall economy, specific industries or municipalities in which the fund invests can be worse than expected, and investments may fail to perform as the subadviser expects. As a result, the value of your shares may decrease. Purchase and redemption activities by fund shareholders may impact the management of the fund and its ability to achieve its investment objective(s). The principal risks of investing in the fund are identified below.

- > **Credit Risk.** If the issuer of a debt instrument fails to pay interest or principal in a timely manner, or negative perceptions exist in the market of the issuer’s ability to make such payments, the price of the security may decline.
- > **Interest Rate Risk.** The values of debt instruments may rise or fall in response to changes in interest rates, and this risk may be enhanced for securities with longer maturities.
- > **Municipal Securities Risk.** Events negatively impacting a municipality, municipal security, or the municipal bond market in general, may cause the fund to decrease in value, perhaps significantly.
- > **Market Volatility Risk.** The value of the securities in the fund may go up or down in response to the prospects of individual companies and/or general economic conditions. Price changes may be short- or long-term. Local, regional or global events such as war, acts of terrorism, the spread of infectious illness or other public health issue, recessions, or other events could have a significant impact on the fund and its investments, including hampering the ability of the fund’s portfolio manager(s) to invest the fund’s assets as intended.
- > **Derivatives Risk.** Derivatives may include, among other things, futures, options, forwards and swap agreements and may be used in order to hedge portfolio risks, create leverage or attempt to increase returns. Investments in derivatives may result in increased volatility and the fund may incur a loss greater than its principal investment.

- > **Income Risk.** Income received from the fund may vary widely over the short- and long-term and/or be less than anticipated if the proceeds from maturing securities in the fund are reinvested in lower-yielding securities.
- > **Portfolio Turnover Risk.** The fund's principal investment strategies may result in a consistently high portfolio turnover rate. See the "Portfolio Turnover" section above for more information about the impact that portfolio turnover can have on your investment.
- > **Prepayment/Call Risk.** Issuers may prepay or call their fixed rate obligations when interest rates fall, forcing the fund to reinvest in obligations with lower interest rates and the fund may not benefit fully from the increase in value that other fixed income investments experience when interest rates decline.
- > **Redemption Risk.** One or more large shareholders or groups of shareholders may redeem their holdings in the fund, resulting in an adverse impact on remaining shareholders in the fund by causing the fund to take actions it would not otherwise have taken.
- > **Tax-Exempt Securities Risk.** Tax-exempt securities may not provide a higher after-tax return than taxable securities, and/or the tax-exempt status may be lost or limited.
- > **Tax Liability Risk.** Noncompliant conduct by a municipal bond issuer, or certain adverse interpretations or actions by a government or tax authority, could cause interest from a security to become taxable, possibly retroactively, subjecting shareholders to increased tax liability.
- > **Unrated Fixed Income Securities Risk.** If the subadviser is unable to accurately assess the quality of an unrated fixed income security, the fund may invest in a security with greater risk than intended, or the securities may be more difficult to sell than anticipated.
- > **U.S. Government Securities Risk.** U.S. Government securities may be subject to price fluctuations. An agency may default on an obligation not backed by the full faith and credit of the United States. Any guarantee on U.S. government securities does not apply to the value of the fund's shares.

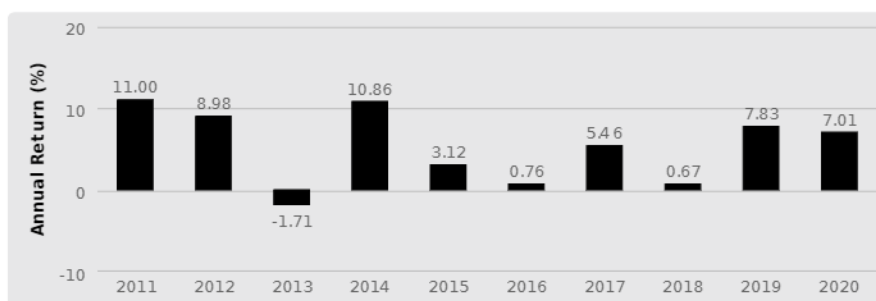
Performance Information

The bar chart and table below provide some indication of the potential risks of investing in the fund. The fund's past performance, before and after taxes, is not necessarily an indication of how the fund will perform in the future. The fund has adopted the past performance of the Predecessor Fund as its own. The Predecessor Fund and the fund have identical investment objectives and strategies.

The bar chart shows changes in the fund's performance from year to year over a 10-year period. The table shows how the fund's average annual returns compare to those of a broad-based securities market index that reflects the market sectors in which the fund invests. Updated performance information is available at virtus.com or by calling 800-243-1574.

Calendar year total returns for Class I Shares (includes returns of a predecessor fund)

Returns do not reflect sales charges applicable to other share classes and would be lower if they did.



Best Quarter:	Q3/2011:	4.60%	Worst Quarter:	Q4/2016:	-3.31%	Year to Date (3/31/21):	-1.28%
---------------	----------	-------	----------------	----------	--------	-------------------------	--------

Average Annual Total Returns (for the periods ended 12/31/20; includes returns of a predecessor fund)

Returns reflect deduction of maximum sales charges and full redemption at end of periods shown.

	1 Year	5 Years	10 Years
Class I			
Return Before Taxes	7.01%	4.30%	5.31%
Return After Taxes on Distributions	6.01%	3.61%	4.73%
Return After Taxes on Distributions and Sale of Fund Shares	4.76%	3.52%	4.50%
Class A			
Return Before Taxes	3.91%	3.55%	4.85%
Bloomberg Barclays Municipal Bond Index (reflects no deduction for fees, expenses or taxes)	5.21%	3.91%	4.63%

The Bloomberg Barclays Municipal Bond Index is a market capitalization-weighted index that measures the long-term tax-exempt bond market. The index is calculated on a total return basis. The index is unmanaged and not available for direct investment.

After-tax returns are calculated using the historical highest individual federal marginal income tax rates and do not reflect the impact of state and local taxes. After-tax returns are shown only for Class I Shares; after-tax returns for other classes will vary. Actual after-tax returns depend on the investor's tax situation and may differ from those shown. After-tax returns are not relevant to investors who hold fund shares in tax-deferred accounts or to shares held by non-taxable entities.

Management

The fund's investment adviser is Virtus Fund Advisers, LLC.

The fund's subadviser is Seix Investment Advisors LLC ("Seix").

Portfolio Management

- > **Ronald Schwartz, CFA**, Managing Director and Senior Portfolio Manager of Seix, has managed the fund since 1994.
- > **Dusty Self**, Managing Director and Senior Portfolio Manager of Seix, has co-managed the fund since June 2018.

Purchase and Sale of Fund Shares

Minimum initial investments applicable to Class A Shares:

- \$2,500, generally
- \$100 for Individual Retirement Accounts (IRAs), systematic purchase or exchange accounts
- No minimum for defined contribution plans, asset-based fee programs, profit-sharing plans or employee benefit plans.

Minimum additional investments applicable to Class A Shares:

- \$100, generally
- No minimum for defined contribution plans, asset-based fee programs, profit-sharing plans or employee benefit plans.

For Class I Shares, the minimum initial purchase is \$100,000; there is no minimum for additional purchases.

In general, you may buy or sell shares of the fund by mail or telephone on any business day. You also may buy and sell shares through a financial professional, broker-dealer or other financial intermediary.

Taxes

Distributions of net investment income attributed to the tax-exempt interest earned by the fund and designated as “exempt-interest dividends” will be exempt from the federal income tax. Such net investment income attributable to “private activity” bonds (other than private activity bonds issued in 2009 or 2010) may be a preference item for purposes of the federal alternative minimum tax. Income exempt from federal tax may be subject to state and local income tax. The fund may invest a portion of its assets in securities that generate income that is not exempt from federal or state income tax.

Payments to Broker-Dealers and Other Financial Intermediaries

If you purchase the fund through a broker-dealer or other financial intermediary (such as a bank), the fund and its related companies may pay the intermediary for the sale of fund shares and related services. These payments may create a conflict of interest by influencing the broker-dealer or other intermediary and your financial professional to recommend the fund over another investment.

Ask your financial professional or visit your financial intermediary’s website for more information.

Virtus Seix High Income Fund

Investment Objective

The fund has an investment objective of seeking high current income and, secondarily, total return (comprised of capital appreciation and income).

Fees and Expenses

The tables below illustrate the fees and expenses that you may pay if you buy and hold shares of the fund. You may qualify for sales charge discounts if you and your family invest, or agree to invest in the future, at least \$50,000 in Virtus Funds. Information about these and other discounts is available: (i) from your financial professional or other financial intermediary; (ii) under "Sales Charges" on page 151 of the fund's statutory prospectus; (iii) with respect to purchase of shares through specific intermediaries, in Appendix A to the fund's statutory prospectus, entitled "Intermediary Sales Charge Discounts and Waivers;" and (iv) under "Alternative Purchase Arrangements" on page 123 of the fund's statement of additional information.

The Virtus Seix High Income Fund, a series of Virtus Asset Trust, is the successor of the RidgeWorth Seix High Income Fund, a series of RidgeWorth Funds ("Predecessor Fund"), resulting from a reorganization of the Predecessor Fund with and into the fund.

Shareholder Fees (fees paid directly from your investment)	Class A	Class I	Class R6
Maximum Sales Charge (load) Imposed on Purchases (as a percentage of offering price)	3.75%	None	None
Maximum Deferred Sales Charge (load) (as a percentage of the lesser of purchase price or redemption proceeds)	None	None	None

Annual Fund Operating Expenses (expenses that you pay each year as a percentage of the value of your investment)	Class A	Class I	Class R6
Management Fees	0.55%	0.55%	0.55%
Distribution and Shareholder Servicing (12b-1) Fees	0.25%	None	None
Other Expenses	0.36%	0.37%	0.22%
Total Annual Fund Operating Expenses	1.16%	0.92%	0.77%
Less: Fee Waivers and/or Expense Reimbursements ^(a)	(0.23)%	(0.24)%	(0.18)%
Total Annual Fund Operating Expenses After Expense Reimbursements ^(a)	0.93%	0.68%	0.59%

- (a) The fund's investment adviser has contractually agreed to limit the fund's total operating expenses (excluding certain expenses, such as front-end or contingent deferred sales charges, taxes, leverage and borrowing expenses (such as commitment, amendment and renewal expenses on credit or redemption facilities), interest, brokerage commissions, expenses incurred in connection with any merger or reorganization, unusual or infrequently occurring expenses (such as litigation), acquired fund fees and expenses, and dividend expenses, if any) so that such expenses do not exceed 0.93% for Class A Shares, 0.68% for Class I Shares and 0.59% for Class R6 Shares through April 30, 2022. Following the contractual period, the adviser may discontinue these expense reimbursement arrangements at any time. Under certain conditions, the adviser may recapture operating expenses reimbursed and/or fees waived under these arrangements for a period of three years following the date such waiver or reimbursement occurred, provided that the recapture does not cause the fund to exceed its expense limit in effect at the time of the waiver or reimbursement, or at the time of recapture.

Example

This example is intended to help you compare the cost of investing in the fund with the cost of investing in other mutual funds. The example assumes that you invest \$10,000 in the fund for the time periods indicated and then redeem all of your shares at the end of those periods or continued to hold them. The example also assumes that your investment has a 5% return each year, that the fund's operating expenses remain the same and that the expense reimbursement agreement remains in place for the contractual period. Although your actual costs may be higher or lower, based on these assumptions your costs would be:

	Share Status	1 Year	3 Years	5 Years	10 Years
Class A	Sold or Held	\$466	\$708	\$968	\$1,711
Class I	Sold or Held	\$69	\$269	\$486	\$1,109
Class R6	Sold or Held	\$60	\$228	\$410	\$937

Portfolio Turnover

The fund pays transaction costs, such as commissions, when it buys and sells securities (or “turns over” its portfolio). A higher portfolio turnover rate may indicate higher transaction costs and may result in higher taxes when fund shares are held in a taxable account. These costs, which are not reflected in annual fund operating expenses or in the example, affect the fund’s performance. During the most recent fiscal year, the fund’s portfolio turnover rate was 201% of the average value of its portfolio.

Investments, Risks and Performance

Principal Investment Strategies

The fund invests primarily in a diversified portfolio of higher yielding, lower-rated income-producing debt instruments, including corporate obligations, floating rate loans and other debt obligations. The fund may invest in debt obligations of U.S. and non-U.S. issuers, including emerging market corporate debt. The fund’s investment in non-U.S. issuers may at times be significant. There are no limits on the fund’s average-weighted maturity or on the remaining maturities of individual instruments in which the fund may invest. The fund will invest at least 65%, and may invest up to 100%, of its assets in securities rated below investment grade by the ICE BofAML US Cash Pay High Yield Index or in unrated securities that the subadviser believes are of comparable quality. Such securities are commonly known as “junk bonds” and present greater risks than investment grade debt securities. The fund may also invest a portion of its assets in instruments that are restricted as to resale. As a result of its investment strategy, the fund’s portfolio turnover rate may be 100% or more.

In addition, to implement its investment strategy, the fund may buy or sell derivative instruments (such as foreign currency forward contracts, swaps, including credit default swaps, futures, credit linked notes, options, inverse floaters and warrants) to use as a substitute for a purchase or sale of a position in the underlying assets and/or as part of a strategy designed to reduce exposure to other risks, such as interest rate or credit risks. The fund may count the value of certain derivatives with below investment grade fixed income characteristics towards its policy to invest, under normal circumstances, at least 65% of its net assets in non-investment grade fixed income securities.

Principal Risks

The fund may not achieve its objective(s), and it is not intended to be a complete investment program. The value of the fund’s investments that supports your share value may decrease. If between the time you purchase shares and the time you sell shares the value of the fund’s investments decreases, you will lose money. Investment values can decrease for a number of reasons. Conditions affecting the overall economy, specific industries or companies in which the fund invests can be worse than expected, and investments may fail to perform as the subadviser expects. As a result, the value of your shares may decrease. Purchase and redemption activities by fund shareholders may impact the management of the fund and its ability to achieve its investment objective(s). The principal risks of investing in the fund are identified below.

- > **Credit Risk.** If the issuer of a debt instrument fails to pay interest or principal in a timely manner, or negative perceptions exist in the market of the issuer’s ability to make such payments, the price of the security may decline.
- > **Interest Rate Risk.** The values of debt instruments may rise or fall in response to changes in interest rates, and this risk may be enhanced for securities with longer maturities.
- > **High-Yield Fixed Income Securities (Junk Bonds) Risk.** There is a greater risk of issuer default, less liquidity, and increased price volatility related to high-yield securities than investment grade securities.
- > **Foreign Investing Risk.** Investing in foreign securities subjects the fund to additional risks such as increased volatility; currency fluctuations; less liquidity; less publicly available information about the foreign investment; and political, regulatory, economic, and market risk.
- > **Market Volatility Risk.** The value of the securities in the fund may go up or down in response to the prospects of individual companies and/or general economic conditions. Price changes may be short- or long-term. Local, regional or global events such as war, acts of terrorism, the spread of infectious illness or other public health issue, recessions, or other events could have a significant impact on the fund and its investments, including hampering the ability of the fund’s portfolio manager(s) to invest the fund’s assets as intended.
- > **Bank Loan Risk.** In addition to the risks typically associated with high-yield fixed income securities, bank loans may be unsecured or not fully collateralized, may be subject to restrictions on resale, may be less liquid

and may trade infrequently on the secondary market. Bank loans settle on a delayed basis; thus, sale proceeds may not be available to meet redemptions for a substantial period of time after the sale of the loan.

- > **Derivatives Risk.** Derivatives may include, among other things, futures, options, forwards and swap agreements and may be used in order to hedge portfolio risks, create leverage or attempt to increase returns. Investments in derivatives may result in increased volatility and the fund may incur a loss greater than its principal investment.
- > **Depository Receipts Risk.** Investments in foreign companies through depository receipts may expose the fund to the same risks as direct investments in securities of foreign issuers.
- > **Emerging Market Risk.** Emerging markets securities may be more volatile, or more greatly affected by negative conditions, than those of their counterparts in more established foreign markets.
- > **Illiquid and Restricted Securities.** Certain securities in which a fund invests may be difficult to sell at the time and price beneficial to the fund, for example due to low trading volumes or legal restrictions.
- > **Income Risk.** Income received from the fund may vary widely over the short- and long-term and/or be less than anticipated if the proceeds from maturing securities in the fund are reinvested in lower-yielding securities.
- > **Portfolio Turnover Risk.** The fund's principal investment strategies may result in a consistently high portfolio turnover rate. See the "Portfolio Turnover" section above for more information about the impact that portfolio turnover can have on your investment.
- > **Prepayment/Call Risk.** Issuers may prepay or call their fixed rate obligations when interest rates fall, forcing the fund to reinvest in obligations with lower interest rates and the fund may not benefit fully from the increase in value that other fixed income investments experience when interest rates decline.
- > **Redemption Risk.** One or more large shareholders or groups of shareholders may redeem their holdings in the fund, resulting in an adverse impact on remaining shareholders in the fund by causing the fund to take actions it would not otherwise have taken.
- > **Unrated Fixed Income Securities Risk.** If the subadviser is unable to accurately assess the quality of an unrated fixed income security, the fund may invest in a security with greater risk than intended, or the securities may be more difficult to sell than anticipated.
- > **U.S. Government Securities Risk.** U.S. Government securities may be subject to price fluctuations. An agency may default on an obligation not backed by the full faith and credit of the United States. Any guarantee on U.S. government securities does not apply to the value of the fund's shares.

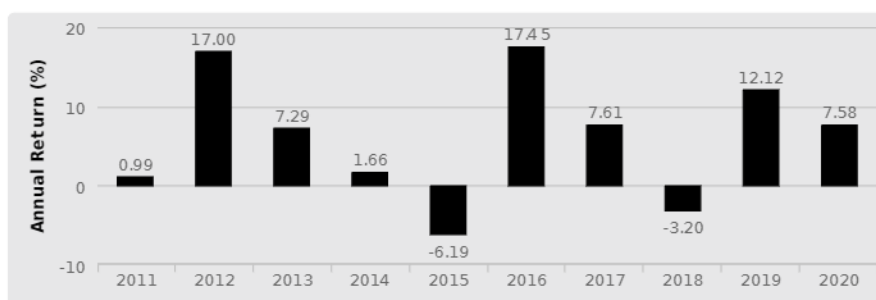
Performance Information

The bar chart and table below provide some indication of the potential risks of investing in the fund. The fund's past performance, before and after taxes, is not necessarily an indication of how the fund will perform in the future. The fund has adopted the past performance of the Predecessor Fund as its own. The Predecessor Fund and the fund have identical investment objectives and strategies.

The bar chart shows changes in the fund's performance from year to year over a 10-year period. The table shows how the fund's average annual returns compare to those of a broad-based securities market index that reflects the market sectors in which the fund invests. Updated performance information is available at virtus.com or by calling 800-243-1574.

Calendar year total returns for Class I Shares (includes returns of a predecessor fund)

Returns do not reflect sales charges applicable to other share classes and would be lower if they did.



Best Quarter: Q2/2020: 11.44% Worst Quarter: Q1/2020: -14.16% Year to Date (3/31/21): 0.87%

Average Annual Total Returns (for the periods ended 12/31/20; includes returns of a predecessor fund)

Returns reflect deduction of maximum sales charges and full redemption at end of periods shown.

	1 Year	5 Years	10 Years	Class R6 Since Inception (8/1/14)
Class I				
Return Before Taxes	7.58%	8.09%	5.96%	—
Return After Taxes on Distributions	5.23%	5.51%	3.16%	—
Return After Taxes on Distributions and Sale of Fund Shares	4.36%	5.07%	3.33%	—
Class A				
Return Before Taxes	3.28%	7.01%	5.30%	—
Class R6				
Return Before Taxes	7.85%	8.24%	—	4.93%
Bloomberg Barclays U.S. Corporate High Yield Bond Index (reflects no deduction for fees, expenses or taxes)	7.11%	8.59%	6.80%	5.70%

The Bloomberg Barclays U.S. Corporate High Yield Bond Index measures fixed rate, non-investment grade debt securities of U.S. corporations. The index is calculated on a total return basis. The index is unmanaged and not available for direct investment.

After-tax returns are calculated using the historical highest individual federal marginal income tax rates and do not reflect the impact of state and local taxes. After-tax returns are shown only for Class I Shares; after-tax returns for other classes will vary. Actual after-tax returns depend on the investor's tax situation and may differ from those shown. After-tax returns are not relevant to investors who hold fund shares in tax-deferred accounts or to shares held by non-taxable entities. In certain cases, the Return After Taxes on Distributions and Sale of Fund Shares for a period may be higher than other return figures for the same period. This will occur when a capital loss is realized upon the sale of fund shares and provides an assumed tax benefit that increases the return.

Management

The fund's investment adviser is Virtus Fund Advisers, LLC.

The fund's subadviser is Seix Investment Advisors LLC ("Seix").

Portfolio Management

- > **James FitzPatrick, CFA**, Managing Director and Portfolio Manager of Seix, has co-managed the fund since 2013.
- > **Michael Kirkpatrick**, Managing Director and Senior Portfolio Manager of Seix, has co-managed the fund since 2011.

Purchase and Sale of Fund Shares

Minimum initial investments applicable to Class A Shares:

- \$2,500, generally
- \$100 for Individual Retirement Accounts (IRAs), systematic purchase or exchange accounts
- No minimum for defined contribution plans, asset-based fee programs, profit-sharing plans or employee benefit plans.

Minimum additional investments applicable to Class A Shares:

- \$100, generally
- No minimum for defined contribution plans, asset-based fee programs, profit-sharing plans or employee benefit plans.

For Class I Shares, the minimum initial purchase is \$100,000; there is no minimum for additional purchases.

Class R6 Shares are offered without a minimum initial investment to the following investors in plan level or omnibus accounts only (provided that they do not require or receive any compensation, administrative payments, sub-transfer agency payments or service payments with respect to Class R6 Shares): (i) qualified retirement plans, including, but not limited to, 401(k) plans, 457 plans, employer sponsored 403(b) plans, and defined benefit plans; (ii) banks and trust companies; (iii) insurance companies; (iv) financial intermediaries utilizing such shares in fee-based investment advisory programs; (v) registered investment companies; and (vi) non-qualified deferred compensation plans. Other institutional investors may be permitted to purchase Class R6 Shares subject to the fund's determination of eligibility and may be subject to a \$2,500,000 minimum initial investment requirement.

In general, you can buy or sell shares of the fund by mail or telephone on any business day. You also may buy and sell shares through a financial professional, broker-dealer or other financial intermediary.

Taxes

The fund's distributions are taxable to you as either ordinary income or capital gains, except when your investment is through a tax-deferred arrangement, such as a 401(k) plan or an individual retirement account. Such tax-deferred arrangements may be taxed later upon withdrawal of monies from those arrangements.

Payments to Broker-Dealers and Other Financial Intermediaries

If you purchase the fund through a broker-dealer or other financial intermediary (such as a bank), the fund and its related companies may pay the intermediary for the sale of fund shares and related services. These payments may create a conflict of interest by influencing the broker-dealer or other intermediary and your financial professional to recommend the fund over another investment.

No compensation, administrative payments, sub-transfer agency payments or service payments are paid to brokers or other entities from fund assets or the Distributor's or an affiliate's resources on sales of or investments in Class R6 Shares. Class R6 Shares do not carry sales commissions or pay Rule 12b-1 fees, or make payments to brokers or other entities to assist in, or in connection with, the sale of the fund's shares.

Ask your financial professional or visit your financial intermediary's website for more information.

Virtus Seix High Yield Fund

Investment Objective

The fund has an investment objective of seeking high income and, secondarily, capital appreciation.

Fees and Expenses

The tables below illustrate the fees and expenses that you may pay if you buy and hold shares of the fund. You may qualify for sales charge discounts if you and your family invest, or agree to invest in the future, at least \$50,000 in Virtus Funds. Information about these and other discounts is available: (i) from your financial professional or other financial intermediary; (ii) under "Sales Charges" on page 151 of the fund's statutory prospectus; (iii) with respect to purchase of shares through specific intermediaries, in Appendix A to the fund's statutory prospectus, entitled "Intermediary Sales Charge Discounts and Waivers;" and (iv) under "Alternative Purchase Arrangements" on page 123 of the fund's statement of additional information.

The Virtus Seix High Yield Fund, a series of Virtus Asset Trust, is the successor of the RidgeWorth Seix High Yield Fund, a series of RidgeWorth Funds ("Predecessor Fund"), resulting from a reorganization of the Predecessor Fund with and into the fund.

Shareholder Fees (fees paid directly from your investment)	Class A	Class I	Class R6
Maximum Sales Charge (load) Imposed on Purchases (as a percentage of offering price)	3.75%	None	None
Maximum Deferred Sales Charge (load) (as a percentage of the lesser of purchase price or redemption proceeds)	None	None	None

Annual Fund Operating Expenses (expenses that you pay each year as a percentage of the value of your investment)	Class A	Class I	Class R6
Management Fees	0.45%	0.45%	0.45%
Distribution and Shareholder Servicing (12b-1) Fees	0.25%	None	None
Other Expenses	0.34%	0.31%	0.22%
Total Annual Fund Operating Expenses	1.04%	0.76%	0.67%
Less: Fee Waivers and/or Expense Reimbursements ^(a)	(0.22)%	(0.12)%	(0.14)%
Total Annual Fund Operating Expenses After Expense Reimbursements ^(a)	0.82%	0.64%	0.53%

(a) The fund's investment adviser has contractually agreed to limit the fund's total operating expenses (excluding certain expenses, such as front-end or contingent deferred sales charges, taxes, leverage and borrowing expenses (such as commitment, amendment and renewal expenses on credit or redemption facilities), interest, brokerage commissions, expenses incurred in connection with any merger or reorganization, unusual or infrequently occurring expenses (such as litigation), acquired fund fees and expenses, and dividend expenses, if any) so that such expenses do not exceed 0.82% for Class A Shares, 0.64% for Class I Shares and 0.53% for Class R6 Shares through April 30, 2022. Following the contractual period, the adviser may discontinue these expense reimbursement arrangements at any time. Under certain conditions, the adviser may recapture operating expenses reimbursed and/or fees waived under these arrangements for a period of three years following the date such waiver or reimbursement occurred, provided that the recapture does not cause the fund to exceed its expense limit in effect at the time of the waiver or reimbursement, or at the time of recapture.

Example

This example is intended to help you compare the cost of investing in the fund with the cost of investing in other mutual funds. The example assumes that you invest \$10,000 in the fund for the time periods indicated and then redeem all of your shares at the end of those periods or continued to hold them. The example also assumes that your investment has a 5% return each year, that the fund's operating expenses remain the same and that the expense reimbursement agreement remains in place for the contractual period. Although your actual costs may be higher or lower, based on these assumptions your costs would be:

	Share Status	1 Year	3 Years	5 Years	10 Years
Class A	Sold or Held	\$456	\$672	\$907	\$1,579
Class I	Sold or Held	\$65	\$231	\$411	\$931
Class R6	Sold or Held	\$54	\$200	\$359	\$821

Portfolio Turnover

The fund pays transaction costs, such as commissions, when it buys and sells securities (or “turns over” its portfolio). A higher portfolio turnover rate may indicate higher transaction costs and may result in higher taxes when fund shares are held in a taxable account. These costs, which are not reflected in annual fund operating expenses or in the example, affect the fund’s performance. During the most recent fiscal year, the fund’s portfolio turnover rate was 182% of the average value of its portfolio.

Investments, Risks and Performance

Principal Investment Strategies

Under normal circumstances, the fund invests in various types of lower-rated, higher yielding debt instruments, including corporate obligations, floating rate loans and other debt obligations. The fund may invest in debt obligations of U.S. and non-U.S. issuers, including emerging market debt. The fund’s investment in non-U.S. issuers may at times be significant.

Under normal circumstances, the fund invests at least 80% of its net assets (plus any borrowings for investment purposes) in high yield securities. These securities will be chosen from the broad universe of available U.S. dollar denominated, high yield securities rated below investment grade by the ICE BofAML US Cash Pay High Yield Index or unrated securities that the subadviser believes are of comparable quality. Such securities are commonly known as “junk bonds” and present greater risks than investment grade bonds. Although the fund seeks to achieve its investment objective primarily through investment in high yield securities, the fund may invest up to 20% of its net assets in investment grade instruments.

The fund will be managed with a duration that is close to the fund’s comparative benchmark, the ICE BofAML US High Yield BB-B Constrained Index, which is generally between 3 and 6 years. Duration measures a bond or fund’s sensitivity to interest rate or other changes (such as changes in a bond’s yield) and is expressed as a number of years or days. The higher the number, the greater the risk. Under normal circumstances, for example, if a portfolio has a duration of 5 years, its value will change by 5% if yields change by 1%. Shorter duration bonds generally result in lower expected volatility. The fund may also invest a portion of its assets in instruments that are restricted as to resale.

In addition, to implement its investment strategy, the fund may buy or sell derivative instruments (such as swaps, including credit default swaps, futures and warrants) to use as a substitute for a purchase or sale of a position in the underlying assets and/or as part of a strategy designed to reduce exposure to other risks, such as interest rate or credit risks. The fund may count the value of certain derivatives with below investment grade fixed income characteristics towards its policy to invest, under normal circumstances, at least 80% of its net assets in high yield securities.

Principal Risks

The fund may not achieve its objective(s), and it is not intended to be a complete investment program. The value of the fund’s investments that supports your share value may decrease. If between the time you purchase shares and the time you sell shares the value of the fund’s investments decreases, you will lose money. Investment values can decrease for a number of reasons. Conditions affecting the overall economy, specific industries or companies in which the fund invests can be worse than expected, and investments may fail to perform as the subadviser expects. As a result, the value of your shares may decrease. Purchase and redemption activities by fund shareholders may impact the management of the fund and its ability to achieve its investment objective(s). The principal risks of investing in the fund are identified below.

- > **Credit Risk.** If the issuer of a debt instrument fails to pay interest or principal in a timely manner, or negative perceptions exist in the market of the issuer’s ability to make such payments, the price of the security may decline.
- > **Interest Rate Risk.** The values of debt instruments may rise or fall in response to changes in interest rates, and this risk may be enhanced for securities with longer maturities.
- > **High-Yield Fixed Income Securities (Junk Bonds) Risk.** There is a greater risk of issuer default, less liquidity, and increased price volatility related to high-yield securities than investment grade securities.
- > **Foreign Investing Risk.** Investing in foreign securities subjects the fund to additional risks such as increased volatility; currency fluctuations; less liquidity; less publicly available information about the foreign investment; and political, regulatory, economic, and market risk.
- > **Market Volatility Risk.** The value of the securities in the fund may go up or down in response to the prospects of individual companies and/or general economic conditions. Price changes may be short- or

long-term. Local, regional or global events such as war, acts of terrorism, the spread of infectious illness or other public health issue, recessions, or other events could have a significant impact on the fund and its investments, including hampering the ability of the fund's portfolio manager(s) to invest the fund's assets as intended.

- > **Bank Loan Risk.** In addition to the risks typically associated with high-yield fixed income securities, bank loans may be unsecured or not fully collateralized, may be subject to restrictions on resale, may be less liquid and may trade infrequently on the secondary market. Bank loans settle on a delayed basis; thus, sale proceeds may not be available to meet redemptions for a substantial period of time after the sale of the loan.
- > **Derivatives Risk.** Derivatives may include, among other things, futures, options, forwards and swap agreements and may be used in order to hedge portfolio risks, create leverage or attempt to increase returns. Investments in derivatives may result in increased volatility and the fund may incur a loss greater than its principal investment.
- > **Emerging Market Risk.** Emerging markets securities may be more volatile, or more greatly affected by negative conditions, than those of their counterparts in more established foreign markets.
- > **Illiquid and Restricted Securities.** Certain securities in which a fund invests may be difficult to sell at the time and price beneficial to the fund, for example due to low trading volumes or legal restrictions.
- > **Income Risk.** Income received from the fund may vary widely over the short- and long-term and/or be less than anticipated if the proceeds from maturing securities in the fund are reinvested in lower-yielding securities.
- > **Prepayment/Call Risk.** Issuers may prepay or call their fixed rate obligations when interest rates fall, forcing the fund to reinvest in obligations with lower interest rates and the fund may not benefit fully from the increase in value that other fixed income investments experience when interest rates decline.
- > **Redemption Risk.** One or more large shareholders or groups of shareholders may redeem their holdings in the fund, resulting in an adverse impact on remaining shareholders in the fund by causing the fund to take actions it would not otherwise have taken.
- > **Unrated Fixed Income Securities Risk.** If the subadviser is unable to accurately assess the quality of an unrated fixed income security, the fund may invest in a security with greater risk than intended, or the securities may be more difficult to sell than anticipated.

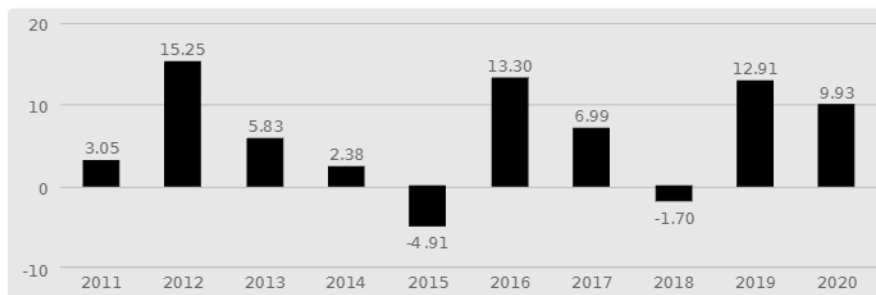
Performance Information

The bar chart and table below provide some indication of the potential risks of investing in the fund. The fund's past performance, before and after taxes, is not necessarily an indication of how the fund will perform in the future. The fund has adopted the past performance of the Predecessor Fund as its own. The Predecessor Fund and the fund have identical investment objectives and strategies.

The bar chart shows changes in the fund's performance from year to year over a 10-year period. The table shows how the fund's average annual returns compare to those of a broad-based securities market index that reflects the market sectors in which the fund invests. Updated performance information is available at virtus.com or by calling 800-243-1574.

Calendar year total returns for Class I Shares (includes returns of a predecessor fund)

Returns do not reflect sales charges applicable to other share classes and would be lower if they did.



Best Quarter:	Q2/2020:	10.53%	Worst Quarter:	Q1/2020:	-10.41%	Year to Date (3/31/21):	0.35%
---------------	----------	--------	----------------	----------	---------	-------------------------	-------

Average Annual Total Returns (for the periods ended 12/31/20; includes returns of a predecessor fund)

Returns reflect deduction of maximum sales charges and full redemption at end of periods shown.

	1 Year	5 Years	10 Years	Class R6 Since Inception (8/1/16)
Class I				
Return Before Taxes	9.93%	8.14%	6.11%	—
Return After Taxes on Distributions	7.79%	5.79%	3.30%	—
Return After Taxes on Distributions and Sale of Fund Shares	5.77%	5.20%	3.49%	—
Class A				
Return Before Taxes	5.74%	7.10%	5.49%	—
Class R6				
Return Before Taxes	10.05%	—	—	7.26%
ICE BofAML US High Yield BB-B Constrained Index (reflects no deduction for fees, expenses or taxes)	6.28%	8.02%	6.63%	6.69%

The ICE BofAML US High Yield BB-B Constrained Index measures performance of BB/B U.S. dollar-denominated corporate bonds publicly issued in the U.S. domestic market, and is restricted to a maximum of 2% per issuer. The index is calculated on a total return basis. The index is unmanaged and not available for direct investment.

After-tax returns are calculated using the historical highest individual federal marginal income tax rates and do not reflect the impact of state and local taxes. After-tax returns are shown only for Class I Shares; after-tax returns for other classes will vary. Actual after-tax returns depend on the investor's tax situation and may differ from those shown. After-tax returns are not relevant to investors who hold fund shares in tax-deferred accounts or to shares held by non-taxable entities. In certain cases, the Return After Taxes on Distributions and Sale of Fund Shares for a period may be higher than other return figures for the same period. This will occur when a capital loss is realized upon the sale of fund shares and provides an assumed tax benefit that increases the return.

Management

The fund's investment adviser is Virtus Fund Advisers, LLC.

The fund's subadviser is Seix Investment Advisors LLC ("Seix").

Portfolio Management

- > **James FitzPatrick, CFA**, Managing Director and Portfolio Manager of Seix, has co-managed the fund since 2013.
- > **Michael Kirkpatrick**, Managing Director and Senior Portfolio Manager of Seix, has co-managed the fund since 2007.

Purchase and Sale of Fund Shares

Minimum initial investments applicable to Class A Shares:

- \$2,500, generally
- \$100 for Individual Retirement Accounts (IRAs), systematic purchase or exchange accounts
- No minimum for defined contribution plans, asset-based fee programs, profit-sharing plans or employee benefit plans.

Minimum additional investments applicable to Class A Shares:

- \$100, generally
- No minimum for defined contribution plans, asset-based fee programs, profit-sharing plans or employee benefit plans.

For Class I Shares, the minimum initial purchase is \$100,000; there is no minimum for additional purchases.

Class R6 Shares are offered without a minimum initial investment to the following investors in plan level or omnibus accounts only (provided that they do not require or receive any compensation, administrative payments, sub-transfer agency payments or service payments with respect to Class R6 Shares): (i) qualified retirement plans, including, but not limited to, 401(k) plans, 457 plans, employer sponsored 403(b) plans, and defined benefit plans; (ii) banks and trust companies; (iii) insurance companies; (iv) financial intermediaries utilizing such shares in fee-based investment advisory programs; (v) registered investment companies; and (vi) non-qualified deferred compensation plans. Other institutional investors may be permitted to purchase Class R6 Shares subject to the fund's determination of eligibility and may be subject to a \$2,500,000 minimum initial investment requirement.

In general, you can buy or sell shares of the fund by mail or telephone on any business day. You also may buy and sell shares through a financial professional, broker-dealer or other financial intermediary.

Taxes

The fund's distributions are taxable to you as either ordinary income or capital gains, except when your investment is through a tax-deferred arrangement, such as a 401(k) plan or an individual retirement account. Such tax-deferred arrangements may be taxed later upon withdrawal of monies from those arrangements.

Payments to Broker-Dealers and Other Financial Intermediaries

If you purchase the fund through a broker-dealer or other financial intermediary (such as a bank), the fund and its related companies may pay the intermediary for the sale of fund shares and related services. These payments may create a conflict of interest by influencing the broker-dealer or other intermediary and your financial professional to recommend the fund over another investment.

No compensation, administrative payments, sub-transfer agency payments or service payments are paid to brokers or other entities from fund assets or the Distributor's or an affiliate's resources on sales of or investments in Class R6 Shares. Class R6 Shares do not carry sales commissions or pay Rule 12b-1 fees, or make payments to brokers or other entities to assist in, or in connection with, the sale of the fund's shares.

Ask your financial professional or visit your financial intermediary's website for more information.

Virtus Seix Investment Grade Tax-Exempt Bond Fund

Investment Objective

The fund has an investment objective of seeking to maximize high total return through (i) current income that is exempt from federal income taxes and (ii) capital appreciation consistent with capital preservation.

Fees and Expenses

The tables below illustrate the fees and expenses that you may pay if you buy and hold shares of the fund. You may qualify for sales charge discounts if you and your family invest, or agree to invest in the future, at least \$50,000 in Virtus Funds. Information about these and other discounts is available: (i) from your financial professional or other financial intermediary; (ii) under "Sales Charges" on page 151 of the fund's statutory prospectus; (iii) with respect to purchase of shares through specific intermediaries, in Appendix A to the fund's statutory prospectus, entitled "Intermediary Sales Charge Discounts and Waivers;" and (iv) under "Alternative Purchase Arrangements" on page 123 of the fund's statement of additional information.

The Virtus Seix Investment Grade Tax-Exempt Bond Fund, a series of Virtus Asset Trust, is the successor of the RidgeWorth Seix Investment Grade Tax-Exempt Bond Fund, a series of RidgeWorth Funds ("Predecessor Fund"), resulting from a reorganization of the Predecessor Fund with and into the fund.

Shareholder Fees (fees paid directly from your investment)	Class A	Class I
Maximum Sales Charge (load) Imposed on Purchases (as a percentage of offering price)	2.75%	None
Maximum Deferred Sales Charge (load) (as a percentage of the lesser of purchase price or redemption proceeds)	None	None

Annual Fund Operating Expenses (expenses that you pay each year as a percentage of the value of your investment)	Class A	Class I
Management Fees	0.50%	0.50%
Distribution and Shareholder Servicing (12b-1) Fees	0.25%	None
Other Expenses	0.26%	0.32%
Acquired Fund Fees and Expenses	0.02%	0.02%
Total Annual Fund Operating Expenses ^(a)	1.03%	0.84%
Less: Fee Waivers and/or Expense Reimbursements ^(b)	(0.30)%	(0.26)%
Total Annual Fund Operating Expenses After Expense Reimbursements ^{(a)(b)}	0.73%	0.58%

- (a) The Total Annual Fund Operating Expenses do not correlate to the ratio of expenses to average net assets appearing in the Financial Highlights tables, which tables reflect only the operating expenses of the fund and do not include acquired fund fees and expenses.
- (b) The fund's investment adviser has contractually agreed to limit the fund's total operating expenses (excluding certain expenses, such as front-end or contingent deferred sales charges, taxes, leverage and borrowing expenses (such as commitment, amendment and renewal expenses on credit or redemption facilities), interest, brokerage commissions, expenses incurred in connection with any merger or reorganization, unusual or infrequently occurring expenses (such as litigation), acquired fund fees and expenses, and dividend expenses, if any) so that such expenses do not exceed 0.71% for Class A Shares and 0.56% for Class I Shares through April 30, 2022. Following the contractual period, the adviser may discontinue these expense reimbursement arrangements at any time. Under certain conditions, the adviser may recapture operating expenses reimbursed and/or fees waived under these arrangements for a period of three years following the date such waiver or reimbursement occurred, provided that the recapture does not cause the fund to exceed its expense limit in effect at the time of the waiver or reimbursement, or at the time of recapture.

Example

This example is intended to help you compare the cost of investing in the fund with the cost of investing in other mutual funds. The example assumes that you invest \$10,000 in the fund for the time periods indicated and then redeem all of your shares at the end of those periods or continued to hold them. The example also assumes that your investment has a 5% return each year, that the fund's operating expenses remain the same and that the expense reimbursement agreement remains in place for the contractual period. Although your actual costs may be higher or lower, based on these assumptions your costs would be:

	Share Status	1 Year	3 Years	5 Years	10 Years
Class A	Sold or Held	\$348	\$565	\$800	\$1,473
Class I	Sold or Held	\$59	\$242	\$440	\$1,013

Portfolio Turnover

The fund pays transaction costs, such as commissions, when it buys and sells securities (or “turns over” its portfolio). A higher portfolio turnover rate may indicate higher transaction costs and may result in higher taxes when fund shares are held in a taxable account. These costs, which are not reflected in annual fund operating expenses or in the example, affect the fund’s performance. During the most recent fiscal year, the fund’s portfolio turnover rate was 173% of the average value of its portfolio.

Investments, Risks and Performance

Principal Investment Strategies

The fund invests at least 80% of its net assets (plus any borrowings for investment purposes) in investment grade tax-exempt obligations, such as municipal securities, including securities subject to the U.S. federal alternative minimum tax. The issuers of these securities may be located in any U.S. state, territory or possession. The fund may invest up to 20% of its assets in securities subject to the U.S. federal income tax. The fund may also invest a portion of its net assets in certain taxable debt instruments. As a result of its investment strategy, the fund’s portfolio turnover rate may be 100% or more.

In selecting investments for purchase and sale, the subadviser tries to manage risk as much as possible. Based on the subadviser’s analysis of municipalities, credit risk, market trends and investment cycles, the subadviser attempts to invest more of the fund’s assets in undervalued municipal securities and less in overvalued municipal securities taking into consideration maturity, sector, credit, state and supply and demand levels.

The subadviser also attempts to identify and invest in municipal issuers with improving credit and avoid those with deteriorating credit. The subadviser anticipates that the fund’s effective maturity will range from 4 to 10 years but there is no limit on the maturities of individual securities in which the fund may invest. The fund invests in securities rated investment grade by at least one nationally recognized statistical rating organization or unrated securities that the subadviser believes are of comparable quality. The subadviser may retain securities if the rating of the security falls below investment grade and the subadviser deems retention of the security to be in the best interests of the fund.

In addition, to implement its investment strategy, the fund may buy or sell derivative instruments (such as treasury futures) to use as part of a strategy designed to reduce exposure to other risks, such as interest rate or credit risks.

Principal Risks

The fund may not achieve its objective(s), and it is not intended to be a complete investment program. The value of the fund’s investments that supports your share value may decrease. If between the time you purchase shares and the time you sell shares the value of the fund’s investments decreases, you will lose money. Investment values can decrease for a number of reasons. Conditions affecting the overall economy, specific industries or municipalities in which the fund invests can be worse than expected, and investments may fail to perform as the subadviser expects. As a result, the value of your shares may decrease. Purchase and redemption activities by fund shareholders may impact the management of the fund and its ability to achieve its investment objective(s). The principal risks of investing in the fund are identified below.

- > **Credit Risk.** If the issuer of a debt instrument fails to pay interest or principal in a timely manner, or negative perceptions exist in the market of the issuer’s ability to make such payments, the price of the security may decline.
- > **Interest Rate Risk.** The values of debt instruments may rise or fall in response to changes in interest rates, and this risk may be enhanced for securities with longer maturities.
- > **Municipal Securities Risk.** Events negatively impacting a municipality, municipal security, or the municipal bond market in general, may cause the fund to decrease in value, perhaps significantly.
- > **Market Volatility Risk.** The value of the securities in the fund may go up or down in response to the prospects of individual companies and/or general economic conditions. Price changes may be short- or long-term. Local, regional or global events such as war, acts of terrorism, the spread of infectious illness or other public health issue, recessions, or other events could have a significant impact on the fund and its investments, including hampering the ability of the fund’s portfolio manager(s) to invest the fund’s assets as intended.

- > **Derivatives Risk.** Derivatives may include, among other things, futures, options, forwards and swap agreements and may be used in order to hedge portfolio risks, create leverage or attempt to increase returns. Investments in derivatives may result in increased volatility and the fund may incur a loss greater than its principal investment.
- > **Income Risk.** Income received from the fund may vary widely over the short- and long-term and/or be less than anticipated if the proceeds from maturing securities in the fund are reinvested in lower-yielding securities.
- > **Portfolio Turnover Risk.** The fund's principal investment strategies may result in a consistently high portfolio turnover rate. See the "Portfolio Turnover" section above for more information about the impact that portfolio turnover can have on your investment.
- > **Prepayment/Call Risk.** Issuers may prepay or call their fixed rate obligations when interest rates fall, forcing the fund to reinvest in obligations with lower interest rates and the fund may not benefit fully from the increase in value that other fixed income investments experience when interest rates decline.
- > **Redemption Risk.** One or more large shareholders or groups of shareholders may redeem their holdings in the fund, resulting in an adverse impact on remaining shareholders in the fund by causing the fund to take actions it would not otherwise have taken.
- > **Tax-Exempt Securities Risk.** Tax-exempt securities may not provide a higher after-tax return than taxable securities, and/or the tax-exempt status may be lost or limited.
- > **Tax Liability Risk.** Noncompliant conduct by a municipal bond issuer, or certain adverse interpretations or actions by a government or tax authority, could cause interest from a security to become taxable, possibly retroactively, subjecting shareholders to increased tax liability.
- > **Unrated Fixed Income Securities Risk.** If the subadviser is unable to accurately assess the quality of an unrated fixed income security, the fund may invest in a security with greater risk than intended, or the securities may be more difficult to sell than anticipated.

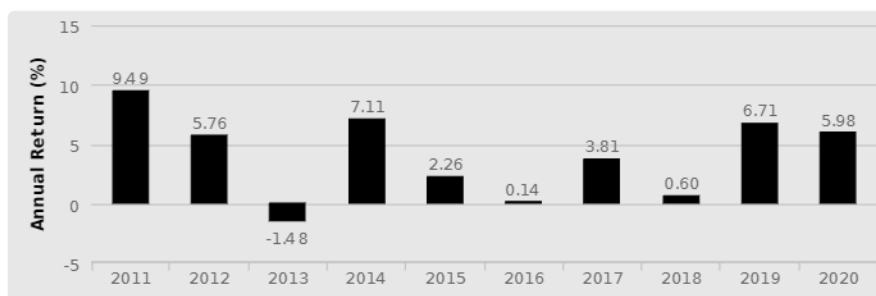
Performance Information

The bar chart and table below provide some indication of the potential risks of investing in the fund. The fund's past performance, before and after taxes, is not necessarily an indication of how the fund will perform in the future. The fund has adopted the past performance of the Predecessor Fund as its own. The Predecessor Fund and the fund have identical investment objectives and strategies.

The bar chart shows changes in the fund's performance from year to year over a 10-year period. The table shows how the fund's average annual returns compare to those of a broad-based securities market index that reflects the market sectors in which the fund invests. Updated performance information is available at virtus.com or by calling 800-243-1574.

Calendar year total returns for Class I Shares (includes returns of a predecessor fund)

Returns do not reflect sales charges applicable to other share classes and would be lower if they did.



Best Quarter:	Q2/2011:	3.32%	Worst Quarter:	Q4/2016:	-2.93%	Year to Date (3/31/21):	-0.99%
---------------	----------	-------	----------------	----------	--------	-------------------------	--------

Average Annual Total Returns (for the periods ended 12/31/20; includes returns of a predecessor fund)

Returns reflect deduction of maximum sales charges and full redemption at end of periods shown.

	1 Year	5 Years	10 Years
Class I			
Return Before Taxes	5.98%	3.41%	3.98%
Return After Taxes on Distributions	5.14%	2.86%	3.47%
Return After Taxes on Distributions and Sale of Fund Shares	4.16%	2.89%	3.42%
Class A			
Return Before Taxes	2.82%	2.66%	3.52%
Bloomberg Barclays Municipal Bond 1-15 Year Blend (1-17) Index (reflects no deduction for fees, expenses or taxes)	4.73%	3.39%	3.84%

The Bloomberg Barclays Municipal Bond 1-15 Year Blend (1-17) Index is a market capitalization-weighted index of investment grade tax-exempt bonds with maturities of 1-17 years. The index includes investment grade bonds, general obligations, revenue bonds, insured bonds, and pre-refunded bonds. The index is calculated on a total return basis. The index is unmanaged and not available for direct investment.

After-tax returns are calculated using the historical highest individual federal marginal income tax rates and do not reflect the impact of state and local taxes. After-tax returns are shown only for Class I Shares; after-tax returns for other classes will vary. Actual after-tax returns depend on the investor's tax situation and may differ from those shown. After-tax returns are not relevant to investors who hold fund shares in tax-deferred accounts or to shares held by non-taxable entities. In certain cases, the Return After Taxes on Distributions and Sale of Fund Shares for a period may be higher than other return figures for the same period. This will occur when a capital loss is realized upon the sale of fund shares and provides an assumed tax benefit that increases the return.

Management

The fund's investment adviser is Virtus Fund Advisers, LLC.

The fund's subadviser is Seix Investment Advisors LLC ("Seix").

Portfolio Management

- > **Ronald Schwartz, CFA**, Managing Director and Senior Portfolio Manager of Seix, has managed the fund since 1992.
- > **Dusty Self**, Managing Director and Senior Portfolio Manager of Seix, has co-managed the fund since June 2018.

Purchase and Sale of Fund Shares

Minimum initial investments applicable to Class A Shares:

- \$2,500, generally
- \$100 for Individual Retirement Accounts (IRAs), systematic purchase or exchange accounts
- No minimum for defined contribution plans, asset-based fee programs, profit-sharing plans or employee benefit plans.

Minimum additional investments applicable to Class A Shares:

- \$100, generally
- No minimum for defined contribution plans, asset-based fee programs, profit-sharing plans or employee benefit plans.

For Class I Shares, the minimum initial purchase is \$100,000; there is no minimum for additional purchases.

In general, you may buy or sell shares of the fund by mail or telephone on any business day. You also may buy and sell shares through a financial professional, broker-dealer or other financial intermediary.

Taxes

Distributions of net investment income attributed to the tax-exempt interest earned by the fund and designated as “exempt-interest dividends” will be exempt from the federal income tax. Such net investment income attributable to “private activity” bonds (other than private activity bonds issued in 2009 or 2010) may be a preference item for purposes of the federal alternative minimum tax. Income exempt from federal tax may be subject to state and local income tax. The fund may invest a portion of its assets in securities that generate income that is not exempt from federal or state income tax.

Payments to Broker-Dealers and Other Financial Intermediaries

If you purchase the fund through a broker-dealer or other financial intermediary (such as a bank), the fund and its related companies may pay the intermediary for the sale of fund shares and related services. These payments may create a conflict of interest by influencing the broker-dealer or other intermediary and your financial professional to recommend the fund over another investment.

Ask your financial professional or visit your financial intermediary’s website for more information.

Virtus Seix Short-Term Bond Fund

Investment Objective

The fund has an investment objective of seeking to maximize long term total return through a combination of current income and capital appreciation, consistent with capital preservation.

Fees and Expenses

The tables below illustrate the fees and expenses that you may pay if you buy and hold shares of the fund. You may qualify for sales charge discounts if you and your family invest, or agree to invest in the future, at least \$50,000 in Virtus Funds. Information about these and other discounts is available: (i) from your financial professional or other financial intermediary; (ii) under "Sales Charges" on page 151 of the fund's statutory prospectus; (iii) with respect to purchase of shares through specific intermediaries, in Appendix A to the fund's statutory prospectus, entitled "Intermediary Sales Charge Discounts and Waivers;" and (iv) under "Alternative Purchase Arrangements" on page 123 of the fund's statement of additional information.

The Virtus Seix Short-Term Bond Fund, a series of Virtus Asset Trust, is the successor of the RidgeWorth Seix Short-Term Bond Fund, a series of RidgeWorth Funds ("Predecessor Fund"), resulting from a reorganization of the Predecessor Fund with and into the fund.

Shareholder Fees (fees paid directly from your investment)	Class A	Class C	Class I
Maximum Sales Charge (load) Imposed on Purchases (as a percentage of offering price)	2.25%	None	None
Maximum Deferred Sales Charge (load) (as a percentage of the lesser of purchase price or redemption proceeds)	None	1.00% ^(a)	None

Annual Fund Operating Expenses (expenses that you pay each year as a percentage of the value of your investment)	Class A	Class C	Class I
Management Fees	0.40%	0.40%	0.40%
Distribution and Shareholder Servicing (12b-1) Fees	0.20%	1.00%	None
Other Expenses	0.67%	0.70%	0.76%
Total Annual Fund Operating Expenses	1.27%	2.10%	1.16%
Less: Fee Waivers and/or Expense Reimbursements ^(b)	(0.47)%	(0.53)%	(0.56)%
Total Annual Fund Operating Expenses After Expense Reimbursements ^(b)	0.80%	1.57%	0.60%

(a) The deferred sales charge is imposed on Class C Shares redeemed during the first year only.

(b) The fund's investment adviser has contractually agreed to limit the fund's total operating expenses (excluding certain expenses, such as front-end or contingent deferred sales charges, taxes, leverage and borrowing expenses (such as commitment, amendment and renewal expenses on credit or redemption facilities), interest, brokerage commissions, expenses incurred in connection with any merger or reorganization, unusual or infrequently occurring expenses (such as litigation), acquired fund fees and expenses, and dividend expenses, if any) so that such expenses do not exceed 0.80% for Class A Shares, 1.57% for Class C Shares and 0.60% for Class I Shares through April 30, 2022. Following the contractual period, the adviser may discontinue these expense reimbursement arrangements at any time. Under certain conditions, the adviser may recapture operating expenses reimbursed and/or fees waived under these arrangements for a period of three years following the date such waiver or reimbursement occurred, provided that the recapture does not cause the fund to exceed its expense limit in effect at the time of the waiver or reimbursement, or at the time of recapture.

Example

This example is intended to help you compare the cost of investing in the fund with the cost of investing in other mutual funds. The example assumes that you invest \$10,000 in the fund for the time periods indicated and then redeem all of your shares at the end of those periods or continued to hold them. The example also assumes that your investment has a 5% return each year, that the fund's operating expenses remain the same and that the expense reimbursement agreement remains in place for the contractual period. Although your actual costs may be higher or lower, based on these assumptions your costs would be:

	Share Status	1 Year	3 Years	5 Years	10 Years
Class A	Sold or Held	\$305	\$573	\$862	\$1,684
Class C	Sold	\$260	\$607	\$1,080	\$2,389
	Held	\$160	\$607	\$1,080	\$2,389
Class I	Sold or Held	\$61	\$313	\$584	\$1,359

Portfolio Turnover

The fund pays transaction costs, such as commissions, when it buys and sells securities (or “turns over” its portfolio). A higher portfolio turnover rate may indicate higher transaction costs and may result in higher taxes when fund shares are held in a taxable account. These costs, which are not reflected in annual fund operating expenses or in the example, affect the fund’s performance. During the most recent fiscal year, the fund’s portfolio turnover rate was 171% of the average value of its portfolio.

Investments, Risks and Performance

Principal Investment Strategies

Under normal circumstances, the fund invests at least 80% of its net assets (plus any borrowings for investment purposes) in a diversified portfolio of short- to medium-term investment grade U.S. Treasury, corporate debt, mortgage-backed and asset-backed securities. These securities may be rated investment grade by at least one nationally recognized statistical rating organization or may be unrated securities that the subadviser believes are of comparable quality. The fund’s investment in non-U.S. issuers may at times be significant.

There are no limits on the fund’s average-weighted maturity or on the remaining maturities of individual securities in which the fund may invest. The subadviser anticipates that the fund’s modified-adjusted duration will mirror that of the Bloomberg Barclays 1-3 Year Government/Credit Index, plus or minus 20%. For example, if the duration of the Bloomberg Barclays 1-3 Year Government/Credit Index is 1.5 years, the fund’s duration may be 1.2 to 1.8 years. As of December 31, 2020, the duration of the Bloomberg Barclays 1-3 Year Government/Credit Index was 1.91 years. Duration measures a bond or fund’s sensitivity to interest rate or other changes (such as changes in a bond’s yield) and is expressed as a number of years. The higher the number, the greater the risk. Under normal circumstances, for example, if a portfolio has a duration of 5 years, its value will change by 5% if yields change by 1%. Shorter duration bonds generally result in lower expected volatility.

The subadviser may retain securities if the rating of the security falls below investment grade and the subadviser deems retention of the security to be in the best interests of the fund. The fund may invest a portion of its assets in securities that are restricted as to resale. As a result of its investment strategies, the fund’s portfolio turnover rate may be 100% or more.

In selecting securities for purchase and sale, the subadviser attempts to identify securities that are expected to offer a comparably better investment return for a given level of risk. For example, short-term bonds generally have better returns than money market instruments with a fairly modest increase in risk and/or volatility. The subadviser manages the fund from a total return perspective. That is, the subadviser makes day-to-day investment decisions for the fund with a view towards maximizing returns. The subadviser analyzes, among other things, yields, market sectors and credit risk in an effort to identify attractive investments with attractive risk/reward trade-offs.

In addition, to implement its investment strategy, the fund may buy or sell derivative instruments (such as swaps, including credit default swaps, futures and options) to use as a substitute for a purchase or sale of a position in the underlying assets and/or as part of a strategy designed to reduce exposure to other risks, such as interest rate risk.

Principal Risks

The fund may not achieve its objective(s), and it is not intended to be a complete investment program. The value of the fund’s investments that supports your share value may decrease. If between the time you purchase shares and the time you sell shares the value of the fund’s investments decreases, you will lose money. Investment values can decrease for a number of reasons. Conditions affecting the overall economy, specific industries or companies in which the fund invests can be worse than expected, and investments may fail to perform as the subadviser expects. As a result, the value of your shares may decrease. Purchase and redemption activities by fund shareholders may impact the management of the fund and its ability to achieve its investment objective(s). The principal risks of investing in the fund are identified below.

- > **Credit Risk.** If the issuer of a debt instrument fails to pay interest or principal in a timely manner, or negative perceptions exist in the market of the issuer's ability to make such payments, the price of the security may decline.
- > **Interest Rate Risk.** The values of debt instruments may rise or fall in response to changes in interest rates, and this risk may be enhanced for securities with longer maturities.
- > **Mortgage-Backed and Asset-Backed Securities Risk.** Changes in interest rates may cause both extension and prepayment risks for mortgage-backed and asset-backed securities. These securities are also subject to risks associated with the non-repayment of underlying collateral, including losses to the fund.
- > **Market Volatility Risk.** The value of the securities in the fund may go up or down in response to the prospects of individual companies and/or general economic conditions. Price changes may be short- or long-term. Local, regional or global events such as war, acts of terrorism, the spread of infectious illness or other public health issue, recessions, or other events could have a significant impact on the fund and its investments, including hampering the ability of the fund's portfolio manager(s) to invest the fund's assets as intended.
- > **Derivatives Risk.** Derivatives may include, among other things, futures, options, forwards and swap agreements and may be used in order to hedge portfolio risks, create leverage or attempt to increase returns. Investments in derivatives may result in increased volatility and the fund may incur a loss greater than its principal investment.
- > **Foreign Investing Risk.** Investing in foreign securities subjects the fund to additional risks such as increased volatility; currency fluctuations; less liquidity; less publicly available information about the foreign investment; and political, regulatory, economic, and market risk.
- > **Illiquid and Restricted Securities.** Certain securities in which a fund invests may be difficult to sell at the time and price beneficial to the fund, for example due to low trading volumes or legal restrictions.
- > **Income Risk.** Income received from the fund may vary widely over the short- and long-term and/or be less than anticipated if the proceeds from maturing securities in the fund are reinvested in lower-yielding securities.
- > **Portfolio Turnover Risk.** The fund's principal investment strategies may result in a consistently high portfolio turnover rate. See the "Portfolio Turnover" section above for more information about the impact that portfolio turnover can have on your investment.
- > **Prepayment/Call Risk.** Issuers may prepay or call their fixed rate obligations when interest rates fall, forcing the fund to reinvest in obligations with lower interest rates and the fund may not benefit fully from the increase in value that other fixed income investments experience when interest rates decline.
- > **Redemption Risk.** One or more large shareholders or groups of shareholders may redeem their holdings in the fund, resulting in an adverse impact on remaining shareholders in the fund by causing the fund to take actions it would not otherwise have taken.
- > **Unrated Fixed Income Securities Risk.** If the subadviser is unable to accurately assess the quality of an unrated fixed income security, the fund may invest in a security with greater risk than intended, or the securities may be more difficult to sell than anticipated.
- > **U.S. Government Securities Risk.** U.S. Government securities may be subject to price fluctuations. An agency may default on an obligation not backed by the full faith and credit of the United States. Any guarantee on U.S. government securities does not apply to the value of the fund's shares.

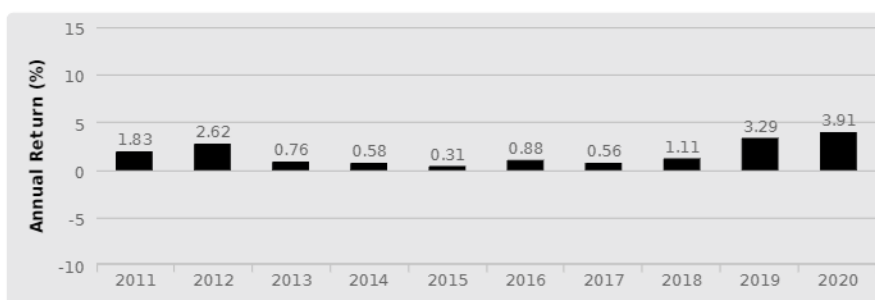
Performance Information

The bar chart and table below provide some indication of the potential risks of investing in the fund. The fund's past performance, before and after taxes, is not necessarily an indication of how the fund will perform in the future. The fund has adopted the past performance of the Predecessor Fund as its own. The Predecessor Fund and the fund have identical investment objectives and strategies.

The bar chart shows changes in the fund's performance from year to year over a 10-year period. The table shows how the fund's average annual returns compare to those of a broad-based securities market index that reflects the market sectors in which the fund invests. Updated performance information is available at virtus.com or by calling 800-243-1574.

Calendar year total returns for Class I Shares (includes returns of a predecessor fund)

Returns do not reflect sales charges applicable to other share classes and would be lower if they did.



Best Quarter: Q1/2020: 2.19% Worst Quarter: Q4/2016: -0.52% Year to Date (3/31/21): -0.24%

Average Annual Total Returns (for the periods ended 12/31/20; includes returns of a predecessor fund)

Returns reflect deduction of maximum sales charges and full redemption at end of periods shown.

	1 Year	5 Years	10 Years
Class I			
Return Before Taxes	3.91%	1.94%	1.58%
Return After Taxes on Distributions	3.50%	1.40%	1.05%
Return After Taxes on Distributions and Sale of Fund Shares	2.31%	1.25%	0.99%
Class A			
Return Before Taxes	1.26%	1.28%	1.12%
Class C			
Return Before Taxes	2.96%	1.04%	0.69%
Bloomberg Barclays 1-3 Year U.S. Government/Credit Bond Index (reflects no deduction for fees, expenses or taxes)	3.33%	2.21%	1.60%

The Bloomberg Barclays 1-3 Year U.S. Government/Credit Bond Index measures U.S. investment grade government and corporate debt securities with an average maturity of 1 to 3 years. The index is calculated on a total return basis. The index is unmanaged and not available for direct investment.

After-tax returns are calculated using the historical highest individual federal marginal income tax rates and do not reflect the impact of state and local taxes. After-tax returns are shown only for Class I Shares; after-tax returns for other classes will vary. Actual after-tax returns depend on the investor's tax situation and may differ from those shown. After-tax returns are not relevant to investors who hold fund shares in tax-deferred accounts or to shares held by non-taxable entities.

Management

The fund's investment adviser is Virtus Fund Advisers, LLC.

The fund's subadviser is Seix Investment Advisors LLC ("Seix").

Portfolio Management

- > **Carlos Catoya**, Managing Director and Portfolio Manager of Seix, has been a member of the fund's management team since 2015.
- > **James F. Keegan**, Chairman, Chief Investment Officer and Senior Portfolio Manager of Seix, has been a member of the fund's management team since 2014.
- > **Michael Rieger**, Managing Director and Senior Portfolio Manager of Seix, has been a member of the fund's management team since 2014.
- > **Perry Troisi**, Managing Director and Senior Portfolio Manager of Seix, has been a member of the fund's management team since 2014.

- > **Jonathan Yozzo**, Managing Director and Portfolio Manager of Seix, has been a member of the fund's management team since 2015.

Purchase and Sale of Fund Shares

Minimum initial investments applicable to Class A and Class C Shares:

- \$2,500, generally
- \$100 for Individual Retirement Accounts (IRAs), systematic purchase or exchange accounts
- No minimum for defined contribution plans, asset-based fee programs, profit-sharing plans or employee benefit plans.

Minimum additional investments applicable to Class A and Class C Shares:

- \$100, generally
- No minimum for defined contribution plans, asset-based fee programs, profit-sharing plans or employee benefit plans.

For Class I Shares, the minimum initial purchase is \$100,000; there is no minimum for additional purchases.

In general, you may buy or sell shares of the fund by mail or telephone on any business day. You also may buy and sell shares through a financial professional, broker-dealer or other financial intermediary.

Taxes

The fund's distributions are taxable to you as either ordinary income or capital gains, except when your investment is through a tax-deferred arrangement, such as a 401(k) plan or an individual retirement account. Such tax-deferred arrangements may be taxed later upon withdrawal of monies from those arrangements.

Payments to Broker-Dealers and Other Financial Intermediaries

If you purchase the fund through a broker-dealer or other financial intermediary (such as a bank), the fund and its related companies may pay the intermediary for the sale of fund shares and related services. These payments may create a conflict of interest by influencing the broker-dealer or other intermediary and your financial professional to recommend the fund over another investment.

Ask your financial professional or visit your financial intermediary's website for more information.

Virtus Seix Short-Term Municipal Bond Fund

Investment Objective

The fund has an investment objective of seeking to maximize total return through (i) current income that is exempt from federal income taxes and (ii) capital appreciation consistent with capital preservation.

Fees and Expenses

The tables below illustrate the fees and expenses that you may pay if you buy and hold shares of the fund. You may qualify for sales charge discounts if you and your family invest, or agree to invest in the future, at least \$50,000 in Virtus Funds. Information about these and other discounts is available: (i) from your financial professional or other financial intermediary; (ii) under "Sales Charges" on page 151 of the fund's statutory prospectus; (iii) with respect to purchase of shares through specific intermediaries, in Appendix A to the fund's statutory prospectus, entitled "Intermediary Sales Charge Discounts and Waivers;" and (iv) under "Alternative Purchase Arrangements" on page 123 of the fund's statement of additional information.

The Virtus Seix Short-Term Municipal Bond Fund, a series of Virtus Asset Trust, is the successor of the RidgeWorth Seix Short-Term Municipal Bond Fund, a series of RidgeWorth Funds ("Predecessor Fund"), resulting from a reorganization of the Predecessor Fund with and into the fund.

Shareholder Fees (fees paid directly from your investment)	Class A	Class I
Maximum Sales Charge (load) Imposed on Purchases (as a percentage of offering price)	2.25%	None
Maximum Deferred Sales Charge (load) (as a percentage of the lesser of purchase price or redemption proceeds)	None	None

Annual Fund Operating Expenses (expenses that you pay each year as a percentage of the value of your investment)	Class A	Class I
Management Fees	0.35%	0.35%
Distribution and Shareholder Servicing (12b-1) Fees	0.15%	None
Other Expenses	0.75%	0.80%
Acquired Fund Fees and Expenses	0.03%	0.03%
Total Annual Fund Operating Expenses ^(a)	1.28%	1.18%
Less: Fee Waivers and/or Expense Reimbursements ^(b)	(0.71)%	(0.78)%
Total Annual Fund Operating Expenses After Expense Reimbursements ^{(a)(b)}	0.57%	0.40%

- (a) The Total Annual Fund Operating Expenses do not correlate to the ratio of expenses to average net assets appearing in the Financial Highlights tables, which tables reflect only the operating expenses of the fund and do not include acquired fund fees and expenses.
- (b) The fund's investment adviser has contractually agreed to limit the fund's total operating expenses (excluding certain expenses, such as front-end or contingent deferred sales charges, taxes, leverage and borrowing expenses (such as commitment, amendment and renewal expenses on credit or redemption facilities), interest, brokerage commissions, expenses incurred in connection with any merger or reorganization, unusual or infrequently occurring expenses (such as litigation), acquired fund fees and expenses, and dividend expenses, if any) so that such expenses do not exceed 0.54% for Class A Shares and 0.37% for Class I Shares through April 30, 2022. Following the contractual period, the adviser may discontinue these expense reimbursement arrangements at any time. Under certain conditions, the adviser may recapture operating expenses reimbursed and/or fees waived under these arrangements for a period of three years following the date such waiver or reimbursement occurred, provided that the recapture does not cause the fund to exceed its expense limit in effect at the time of the waiver or reimbursement, or at the time of recapture.

Example

This example is intended to help you compare the cost of investing in the fund with the cost of investing in other mutual funds. The example assumes that you invest \$10,000 in the fund for the time periods indicated and then redeem all of your shares at the end of those periods or continued to hold them. The example also assumes that your investment has a 5% return each year, that the fund's operating expenses remain the same and that the expense reimbursement agreement remains in place for the contractual period. Although your actual costs may be higher or lower, based on these assumptions your costs would be:

	Share Status	1 Year	3 Years	5 Years	10 Years
Class A	Sold or Held	\$282	\$553	\$845	\$1,674
Class I	Sold or Held	\$41	\$297	\$574	\$1,362

Portfolio Turnover

The fund pays transaction costs, such as commissions, when it buys and sells securities (or “turns over” its portfolio). A higher portfolio turnover rate may indicate higher transaction costs and may result in higher taxes when fund shares are held in a taxable account. These costs, which are not reflected in annual fund operating expenses or in the example, affect the fund’s performance. During the most recent fiscal year, the fund’s portfolio turnover rate was 125% of the average value of its portfolio.

Investments, Risks and Performance

Principal Investment Strategies

Under normal circumstances, the fund invests at least 80% of its net assets (plus any borrowings for investment purposes) in municipal securities, including securities subject to the U.S. federal alternative minimum tax, with the income exempt from regular U.S. federal income tax. The fund will invest primarily in investment grade short-term municipal securities. The issuers of these securities may be located in any U.S. state, territory or possession. The fund may also invest a portion of its net assets in certain taxable debt instruments. The fund expects that it will normally maintain an effective maturity of 3 years or less.

In selecting investments for purchase and sale, the subadviser tries to manage risk as much as possible. Based on the subadviser’s analysis of municipalities, credit risk, market trends and investment cycles, the subadviser attempts to invest more of the fund’s assets in undervalued municipal securities and less in overvalued municipal securities taking into consideration maturity, sector, credit, state and supply and demand levels.

The subadviser also attempts to identify and invest in municipal issuers with improving credit and avoid those with deteriorating credit. The fund invests in securities rated investment grade by at least one nationally recognized statistical rating organization or unrated securities that the subadviser believes are of comparable quality. The subadviser may retain securities if the rating of the security falls below investment grade and the subadviser deems retention of the security to be in the best interests of the fund.

In addition, to implement its investment strategy, the fund may buy or sell derivative instruments (such as treasury futures) to use as part of a strategy designed to reduce exposure to other risks, such as interest rate or credit risks.

Principal Risks

The fund may not achieve its objective(s), and it is not intended to be a complete investment program. The value of the fund’s investments that supports your share value may decrease. If between the time you purchase shares and the time you sell shares the value of the fund’s investments decreases, you will lose money. Investment values can decrease for a number of reasons. Conditions affecting the overall economy, specific industries or municipalities in which the fund invests can be worse than expected, and investments may fail to perform as the subadviser expects. As a result, the value of your shares may decrease. Purchase and redemption activities by fund shareholders may impact the management of the fund and its ability to achieve its investment objective(s). The principal risks of investing in the fund are identified below.

- > **Credit Risk.** If the issuer of a debt instrument fails to pay interest or principal in a timely manner, or negative perceptions exist in the market of the issuer’s ability to make such payments, the price of the security may decline.
- > **Interest Rate Risk.** The values of debt instruments may rise or fall in response to changes in interest rates, and this risk may be enhanced for securities with longer maturities.
- > **Municipal Securities Risk.** Events negatively impacting a municipality, municipal security, or the municipal bond market in general, may cause the fund to decrease in value, perhaps significantly.
- > **Market Volatility Risk.** The value of the securities in the fund may go up or down in response to the prospects of individual companies and/or general economic conditions. Price changes may be short- or long-term. Local, regional or global events such as war, acts of terrorism, the spread of infectious illness or other public health issue, recessions, or other events could have a significant impact on the fund and its investments, including hampering the ability of the fund’s portfolio manager(s) to invest the fund’s assets as intended.
- > **Derivatives Risk.** Derivatives may include, among other things, futures, options, forwards and swap agreements and may be used in order to hedge portfolio risks, create leverage or attempt to increase returns. Investments in derivatives may result in increased volatility and the fund may incur a loss greater than its principal investment.

- > **Income Risk.** Income received from the fund may vary widely over the short- and long-term and/or be less than anticipated if the proceeds from maturing securities in the fund are reinvested in lower-yielding securities.
- > **Prepayment/Call Risk.** Issuers may prepay or call their fixed rate obligations when interest rates fall, forcing the fund to reinvest in obligations with lower interest rates and the fund may not benefit fully from the increase in value that other fixed income investments experience when interest rates decline.
- > **Redemption Risk.** One or more large shareholders or groups of shareholders may redeem their holdings in the fund, resulting in an adverse impact on remaining shareholders in the fund by causing the fund to take actions it would not otherwise have taken.
- > **Tax-Exempt Securities Risk.** Tax-exempt securities may not provide a higher after-tax return than taxable securities, and/or the tax-exempt status may be lost or limited.
- > **Tax Liability Risk.** Noncompliant conduct by a municipal bond issuer, or certain adverse interpretations or actions by a government or tax authority, could cause interest from a security to become taxable, possibly retroactively, subjecting shareholders to increased tax liability.
- > **Unrated Fixed Income Securities Risk.** If the subadviser is unable to accurately assess the quality of an unrated fixed income security, the fund may invest in a security with greater risk than intended, or the securities may be more difficult to sell than anticipated.

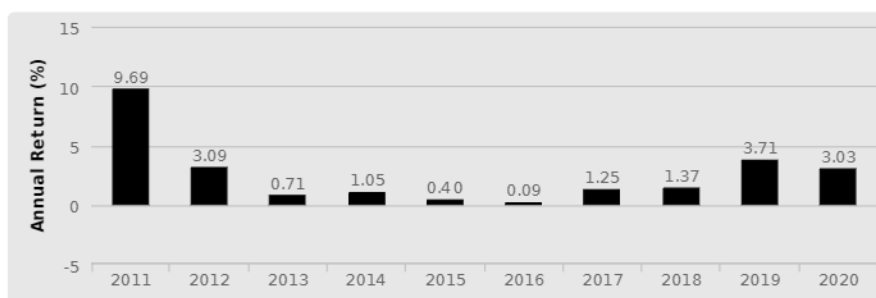
Performance Information

The bar chart and table below provide some indication of the potential risks of investing in the fund. The fund's past performance, before and after taxes, is not necessarily an indication of how the fund will perform in the future. The fund has adopted the past performance of the Predecessor Fund as its own. The Predecessor Fund and the fund have identical investment objectives and strategies.

The bar chart shows changes in the fund's performance from year to year over a 10-year period. The table shows how the fund's average annual returns compare to those of a broad-based securities market index that reflects the market sectors in which the fund invests. Updated performance information is available at virtus.com or by calling 800-243-1574.

Calendar year total returns for Class I Shares (includes returns of a predecessor fund)

Returns do not reflect sales charges applicable to other share classes and would be lower if they did.



Best Quarter:	Q3/2011:	3.79%	Worst Quarter:	Q2/2013:	-0.84%	Year to Date (3/31/21):	-0.48%
---------------	----------	-------	----------------	----------	--------	-------------------------	--------

Average Annual Total Returns (for the periods ended 12/31/20; includes returns of a predecessor fund)

Returns reflect deduction of maximum sales charges and full redemption at end of periods shown.

	1 Year	5 Years	10 Years
Class I			
Return Before Taxes	3.03%	1.88%	2.40%
Return After Taxes on Distributions	2.64%	1.69%	2.07%
Return After Taxes on Distributions and Sale of Fund Shares	2.11%	1.59%	2.08%
Class A			
Return Before Taxes	0.55%	1.24%	2.00%
Bloomberg Barclays Municipal Bond 1-5 Year Index (reflects no deduction for fees, expenses or taxes)	2.83%	1.98%	1.87%

The Bloomberg Barclays Municipal Bond 1-5 Year Index is a market capitalization-weighted index of investment grade tax-exempt bonds with maturities ranging of 1-5 years. The index is calculated on a total return basis. The index is unmanaged and not available for direct investment.

After-tax returns are calculated using the historical highest individual federal marginal income tax rates and do not reflect the impact of state and local taxes. After-tax returns are shown only for Class I Shares; after-tax returns for other classes will vary. Actual after-tax returns depend on the investor's tax situation and may differ from those shown. After-tax returns are not relevant to investors who hold fund shares in tax-deferred accounts or to shares held by non-taxable entities. In certain cases, the Return After Taxes on Distributions and Sale of Fund Shares for a period may be higher than other return figures for the same period. This will occur when a capital loss is realized upon the sale of fund shares and provides an assumed tax benefit that increases the return.

Management

The fund's investment adviser is Virtus Fund Advisers, LLC.

The fund's subadviser is Seix Investment Advisors LLC ("Seix").

Portfolio Management

- > **Ronald Schwartz, CFA**, Managing Director and Senior Portfolio Manager of Seix, has co-managed the fund since 2011.
- > **Dusty Self**, Managing Director and Senior Portfolio Manager of Seix, has co-managed the fund since 2011.

Purchase and Sale of Fund Shares

Minimum initial investments applicable to Class A Shares:

- \$2,500, generally
- \$100 for Individual Retirement Accounts (IRAs), systematic purchase or exchange accounts
- No minimum for defined contribution plans, asset-based fee programs, profit-sharing plans or employee benefit plans.

Minimum additional investments applicable to Class A Shares:

- \$100, generally
- No minimum for defined contribution plans, asset-based fee programs, profit-sharing plans or employee benefit plans.

For Class I Shares, the minimum initial purchase is \$100,000; there is no minimum for additional purchases.

In general, you may buy or sell shares of the fund by mail or telephone on any business day. You also may buy and sell shares through a financial professional, broker-dealer or other financial intermediary.

Taxes

Distributions of net investment income attributed to the tax-exempt interest earned by the fund and designated as “exempt-interest dividends” will be exempt from the federal income tax. Such net investment income attributable to “private activity” bonds (other than private activity bonds issued in 2009 or 2010) may be a preference item for purposes of the federal alternative minimum tax. Income exempt from federal tax may be subject to state and local income tax. The fund may invest a portion of its assets in securities that generate income that is not exempt from federal or state income tax.

Payments to Broker-Dealers and Other Financial Intermediaries

If you purchase the fund through a broker-dealer or other financial intermediary (such as a bank), the fund and its related companies may pay the intermediary for the sale of fund shares and related services. These payments may create a conflict of interest by influencing the broker-dealer or other intermediary and your financial professional to recommend the fund over another investment.

Ask your financial professional or visit your financial intermediary’s website for more information.

Virtus Seix Total Return Bond Fund

Investment Objective

The fund has an investment objective of seeking to maximize long term total return through a combination of current income and capital appreciation, consistent with capital preservation.

Fees and Expenses

The tables below illustrate the fees and expenses that you may pay if you buy and hold shares of the fund. You may qualify for sales charge discounts if you and your family invest, or agree to invest in the future, at least \$50,000 in Virtus Funds. Information about these and other discounts is available: (i) from your financial professional or other financial intermediary; (ii) under "Sales Charges" on page 151 of the fund's statutory prospectus; (iii) with respect to purchase of shares through specific intermediaries, in Appendix A to the fund's statutory prospectus, entitled "Intermediary Sales Charge Discounts and Waivers;" and (iv) under "Alternative Purchase Arrangements" on page 123 of the fund's statement of additional information.

The Virtus Seix Total Return Bond Fund, a series of Virtus Asset Trust, is the successor of the RidgeWorth Seix Total Return Bond Fund, a series of RidgeWorth Funds ("Predecessor Fund"), resulting from a reorganization of the Predecessor Fund with and into the fund.

Shareholder Fees (fees paid directly from your investment)	Class A	Class I	Class R6
Maximum Sales Charge (load) Imposed on Purchases (as a percentage of offering price)	3.75%	None	None
Maximum Deferred Sales Charge (load) (as a percentage of the lesser of purchase price or redemption proceeds)	None	None	None

Annual Fund Operating Expenses (expenses that you pay each year as a percentage of the value of your investment)	Class A	Class I	Class R6
Management Fees	0.25%	0.25%	0.25%
Distribution and Shareholder Servicing (12b-1) Fees	0.25%	None	None
Other Expenses	0.37%	0.32%	0.21%
Total Annual Fund Operating Expenses	0.87%	0.57%	0.46%
Less: Fee Waivers and/or Expense Reimbursements ^(a)	(0.17)%	(0.11)%	(0.15)%
Total Annual Fund Operating Expenses After Expense Reimbursements ^(a)	0.70%	0.46%	0.31%

(a) The fund's investment adviser has contractually agreed to limit the fund's total operating expenses (excluding certain expenses, such as front-end or contingent deferred sales charges, taxes, leverage and borrowing expenses (such as commitment, amendment and renewal expenses on credit or redemption facilities), interest, brokerage commissions, expenses incurred in connection with any merger or reorganization, unusual or infrequently occurring expenses (such as litigation), acquired fund fees and expenses, and dividend expenses, if any) so that such expenses do not exceed 0.70% for Class A Shares, 0.46% for Class I Shares and 0.31% for Class R6 Shares through April 30, 2022. Following the contractual period, the adviser may discontinue these expense reimbursement arrangements at any time. Under certain conditions, the adviser may recapture operating expenses reimbursed and/or fees waived under these arrangements for a period of three years following the date such waiver or reimbursement occurred, provided that the recapture does not cause the fund to exceed its expense limit in effect at the time of the waiver or reimbursement, or at the time of recapture.

Example

This example is intended to help you compare the cost of investing in the fund with the cost of investing in other mutual funds. The example assumes that you invest \$10,000 in the fund for the time periods indicated and then redeem all of your shares at the end of those periods or continued to hold them. The example also assumes that your investment has a 5% return each year, that the fund's operating expenses remain the same and that the expense reimbursement agreement remains in place for the contractual period. Although your actual costs may be higher or lower, based on these assumptions your costs would be:

	Share Status	1 Year	3 Years	5 Years	10 Years
Class A	Sold or Held	\$444	\$626	\$823	\$1,392
Class I	Sold or Held	\$47	\$172	\$307	\$703
Class R6	Sold or Held	\$32	\$132	\$243	\$565

Portfolio Turnover

The fund pays transaction costs, such as commissions, when it buys and sells securities (or “turns over” its portfolio). A higher portfolio turnover rate may indicate higher transaction costs and may result in higher taxes when fund shares are held in a taxable account. These costs, which are not reflected in annual fund operating expenses or in the example, affect the fund’s performance. During the most recent fiscal year, the fund’s portfolio turnover rate was 186% of the average value of its portfolio.

Investments, Risks and Performance

Principal Investment Strategies

The fund invests in various types of income-producing debt instruments including mortgage- and asset-backed securities, government and agency obligations, corporate obligations and floating rate loans. The fund may invest in debt obligations of U.S. and non-U.S. issuers, including emerging market debt. The fund’s investment in non-U.S. issuers may at times be significant.

Under normal circumstances, the fund invests at least 80% of its net assets (plus any borrowings for investment purposes) in fixed income securities. These securities will be chosen from the broad universe of available fixed income obligations rated investment grade, or unrated instruments that the subadviser believes are of comparable quality.

There are no limits on the fund’s average-weighted maturity or on the remaining maturities of individual instruments in which the fund may invest. The fund may invest up to 20% of its net assets in below investment grade, high yield debt obligations (sometimes referred to as “junk bonds”). The fund may also invest a portion of its assets in instruments that are restricted as to resale. As a result of its investment strategy, the fund’s portfolio turnover rate may be 100% or more.

The subadviser anticipates that the fund’s modified-adjusted duration will mirror that of the Bloomberg Barclays U.S. Aggregate Bond Index, plus or minus 20%. For example, if the duration of the Bloomberg Barclays U.S. Aggregate Bond Index is 5 years, the fund’s duration may be 4 to 6 years. As of December 31, 2020, the duration of the Bloomberg Barclays U.S. Aggregate Bond Index was 6.22 years. Duration measures a bond or fund’s sensitivity to interest rate or other changes (such as changes in a bond’s yield) and is expressed as a number of years. The higher the number, the greater the risk. Under normal circumstances, for example, if a portfolio has a duration of 5 years, its value will change by 5% if yields change by 1%. Shorter duration bonds generally result in lower expected volatility.

In selecting investments for purchase and sale, the subadviser generally selects a greater weighting in corporate obligations and mortgage-backed securities relative to the fund’s comparative benchmark, and a lower relative weighting in U.S. Treasury and government agency issues.

In addition, to implement its investment strategy, the fund may buy or sell derivative instruments (such as foreign currency forward contracts, swaps, including credit default swaps, futures, credit linked notes, options, inverse floaters and warrants) to use as a substitute for a purchase or sale of a position in the underlying assets and/or as part of a strategy designed to reduce exposure to other risks, such as interest rate or credit risks. The fund may count the value of certain derivatives with investment grade fixed income characteristics towards its policy to invest, under normal circumstances, at least 80% of its net assets in fixed income securities.

Principal Risks

The fund may not achieve its objective(s), and it is not intended to be a complete investment program. The value of the fund’s investments that supports your share value may decrease. If between the time you purchase shares and the time you sell shares the value of the fund’s investments decreases, you will lose money. Investment values can decrease for a number of reasons. Conditions affecting the overall economy, specific industries or companies in which the fund invests can be worse than expected, and investments may fail to perform as the subadviser expects. As a result, the value of your shares may decrease. Purchase and redemption activities by fund shareholders may impact the management of the fund and its ability to achieve its investment objective(s). The principal risks of investing in the fund are identified below.

- > **Credit Risk.** If the issuer of a debt instrument fails to pay interest or principal in a timely manner, or negative perceptions exist in the market of the issuer’s ability to make such payments, the price of the security may decline.
- > **Interest Rate Risk.** The values of debt instruments may rise or fall in response to changes in interest rates, and this risk may be enhanced for securities with longer maturities.

- > **Foreign Investing Risk.** Investing in foreign securities subjects the fund to additional risks such as increased volatility; currency fluctuations; less liquidity; less publicly available information about the foreign investment; and political, regulatory, economic, and market risk.
- > **Emerging Market Risk.** Emerging markets securities may be more volatile, or more greatly affected by negative conditions, than those of their counterparts in more established foreign markets.
- > **Mortgage-Backed and Asset-Backed Securities Risk.** Changes in interest rates may cause both extension and prepayment risks for mortgage-backed and asset-backed securities. These securities are also subject to risks associated with the non-repayment of underlying collateral, including losses to the fund.
- > **High-Yield Fixed Income Securities (Junk Bonds) Risk.** There is a greater risk of issuer default, less liquidity, and increased price volatility related to high-yield securities than investment grade securities.
- > **Derivatives Risk.** Derivatives may include, among other things, futures, options, forwards and swap agreements and may be used in order to hedge portfolio risks, create leverage or attempt to increase returns. Investments in derivatives may result in increased volatility and the fund may incur a loss greater than its principal investment.
- > **Market Volatility Risk.** The value of the securities in the fund may go up or down in response to the prospects of individual companies and/or general economic conditions. Price changes may be short- or long-term. Local, regional or global events such as war, acts of terrorism, the spread of infectious illness or other public health issue, recessions, or other events could have a significant impact on the fund and its investments, including hampering the ability of the fund's portfolio manager(s) to invest the fund's assets as intended.
- > **Bank Loan Risk.** In addition to the risks typically associated with high-yield fixed income securities, bank loans may be unsecured or not fully collateralized, may be subject to restrictions on resale, may be less liquid and may trade infrequently on the secondary market. Bank loans settle on a delayed basis; thus, sale proceeds may not be available to meet redemptions for a substantial period of time after the sale of the loan.
- > **Illiquid and Restricted Securities.** Certain securities in which a fund invests may be difficult to sell at the time and price beneficial to the fund, for example due to low trading volumes or legal restrictions.
- > **Income Risk.** Income received from the fund may vary widely over the short- and long-term and/or be less than anticipated if the proceeds from maturing securities in the fund are reinvested in lower-yielding securities.
- > **Portfolio Turnover Risk.** The fund's principal investment strategies may result in a consistently high portfolio turnover rate. See the "Portfolio Turnover" section above for more information about the impact that portfolio turnover can have on your investment.
- > **Prepayment/Call Risk.** Issuers may prepay or call their fixed rate obligations when interest rates fall, forcing the fund to reinvest in obligations with lower interest rates and the fund may not benefit fully from the increase in value that other fixed income investments experience when interest rates decline.
- > **Redemption Risk.** One or more large shareholders or groups of shareholders may redeem their holdings in the fund, resulting in an adverse impact on remaining shareholders in the fund by causing the fund to take actions it would not otherwise have taken.
- > **Unrated Fixed Income Securities Risk.** If the subadviser is unable to accurately assess the quality of an unrated fixed income security, the fund may invest in a security with greater risk than intended, or the securities may be more difficult to sell than anticipated.
- > **U.S. Government Securities Risk.** U.S. Government securities may be subject to price fluctuations. An agency may default on an obligation not backed by the full faith and credit of the United States. Any guarantee on U.S. government securities does not apply to the value of the fund's shares.

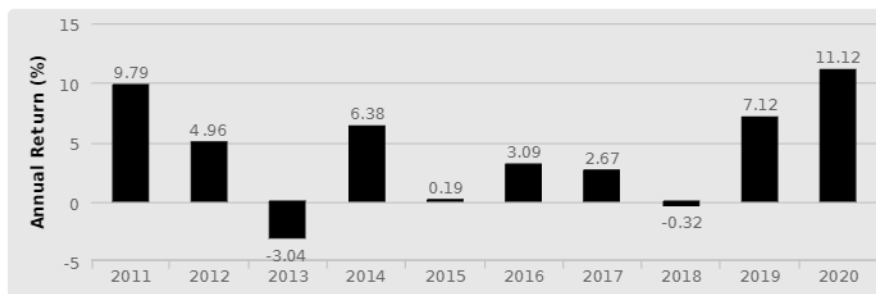
Performance Information

The bar chart and table below provide some indication of the potential risks of investing in the fund. The fund's past performance, before and after taxes, is not necessarily an indication of how the fund will perform in the future. The fund has adopted the past performance of the Predecessor Fund as its own. The Predecessor Fund and the fund have identical investment objectives and strategies.

The bar chart shows changes in the fund's performance from year to year over a 10-year period. The table shows how the fund's average annual returns compare to those of a broad-based securities market index that reflects the market sectors in which the fund invests. Updated performance information is available at virtus.com or by calling 800-243-1574.

Calendar year total returns for Class I Shares (includes returns of a predecessor fund)

Returns do not reflect sales charges applicable to other share classes and would be lower if they did.



Best Quarter:	Q1/2020:	5.46%	Worst Quarter:	Q4/2016:	-2.66%	Year to Date (3/31/21):	-3.41%
---------------	----------	-------	----------------	----------	--------	-------------------------	--------

Average Annual Total Returns (for the periods ended 12/31/20; includes returns of a predecessor fund)

Returns reflect deduction of maximum sales charges and full redemption at end of periods shown.

	1 Year	5 Years	10 Years	Class R6 Since Inception (8/1/14)
Class I				
Return Before Taxes	11.12%	4.66%	4.11%	—
Return After Taxes on Distributions	9.90%	3.67%	2.99%	—
Return After Taxes on Distributions and Sale of Fund Shares	6.61%	3.16%	2.73%	—
Class A				
Return Before Taxes	6.75%	3.60%	3.44%	—
Class R6				
Return Before Taxes	11.30%	4.78%	—	4.02%
Bloomberg Barclays U.S. Aggregate Bond Index (reflects no deduction for fees, expenses or taxes)	7.51%	4.44%	3.84%	3.84%

The Bloomberg Barclays U.S. Aggregate Bond Index measures the U.S. investment grade fixed rate bond market. The index is calculated on a total return basis. The index is unmanaged and not available for direct investment.

After-tax returns are calculated using the historical highest individual federal marginal income tax rates and do not reflect the impact of state and local taxes. After-tax returns are shown only for Class I Shares; after-tax returns for other classes will vary. Actual after-tax returns depend on the investor's tax situation and may differ from those shown. After-tax returns are not relevant to investors who hold fund shares in tax-deferred accounts or to shares held by non-taxable entities.

Management

The fund's investment adviser is Virtus Fund Advisers, LLC.

The fund's subadviser is Seix Investment Advisors LLC ("Seix").

Portfolio Management

- > **Carlos Catoya**, Managing Director and Portfolio Manager of Seix, has been a member of the fund's management team since 2015.

- > **James F. Keegan**, Chairman, Chief Investment Officer and Senior Portfolio Manager of Seix, has been a member of the fund's management team since 2008.
- > **Michael Rieger**, Managing Director and Senior Portfolio Manager of Seix, has been a member of the fund's management team since 2007.
- > **Perry Troisi**, Managing Director and Senior Portfolio Manager of Seix, has been a member of the fund's management team since 2002.
- > **Jonathan Yozzo**, Managing Director and Portfolio Manager of Seix, has been a member of the fund's management team since 2015.

Purchase and Sale of Fund Shares

Minimum initial investments applicable to Class A Shares:

- \$2,500, generally
- \$100 for Individual Retirement Accounts (IRAs), systematic purchase or exchange accounts
- No minimum for defined contribution plans, asset-based fee programs, profit-sharing plans or employee benefit plans.

Minimum additional investments applicable to Class A Shares:

- \$100, generally
- No minimum for defined contribution plans, asset-based fee programs, profit-sharing plans or employee benefit plans.

For Class I Shares, the minimum initial purchase is \$100,000; there is no minimum for additional purchases.

Class R6 Shares are offered without a minimum initial investment to the following investors in plan level or omnibus accounts only (provided that they do not require or receive any compensation, administrative payments, sub-transfer agency payments or service payments with respect to Class R6 Shares): (i) qualified retirement plans, including, but not limited to, 401(k) plans, 457 plans, employer sponsored 403(b) plans, and defined benefit plans; (ii) banks and trust companies; (iii) insurance companies; (iv) financial intermediaries utilizing such shares in fee-based investment advisory programs; (v) registered investment companies; and (vi) non-qualified deferred compensation plans. Other institutional investors may be permitted to purchase Class R6 Shares subject to the fund's determination of eligibility and may be subject to a \$2,500,000 minimum initial investment requirement.

In general, you can buy or sell shares of the fund by mail or telephone on any business day. You also may buy and sell shares through a financial professional, broker-dealer or other financial intermediary.

Taxes

The fund's distributions are taxable to you as either ordinary income or capital gains, except when your investment is through a tax-deferred arrangement, such as a 401(k) plan or an individual retirement account. Such tax-deferred arrangements may be taxed later upon withdrawal of monies from those arrangements.

Payments to Broker-Dealers and Other Financial Intermediaries

If you purchase the fund through a broker-dealer or other financial intermediary (such as a bank), the fund and its related companies may pay the intermediary for the sale of fund shares and related services. These payments may create a conflict of interest by influencing the broker-dealer or other intermediary and your financial professional to recommend the fund over another investment.

No compensation, administrative payments, sub-transfer agency payments or service payments are paid to brokers or other entities from fund assets or the Distributor's or an affiliate's resources on sales of or investments in Class R6 Shares. Class R6 Shares do not carry sales commissions or pay Rule 12b-1 fees, or make payments to brokers or other entities to assist in, or in connection with, the sale of the fund's shares.

Ask your financial professional or visit your financial intermediary's website for more information.

Virtus Seix U.S. Government Securities Ultra-Short Bond Fund

Investment Objective

The fund has an investment objective of seeking to maximize current income consistent with capital preservation.

Fees and Expenses

The tables below illustrate the fees and expenses that you may pay if you buy and hold shares of the fund. You may qualify for sales charge discounts if you and your family invest, or agree to invest in the future, at least \$50,000 in Virtus Funds. Information about these and other discounts is available: (i) from your financial professional or other financial intermediary; (ii) under "Sales Charges" on page 151 of the fund's statutory prospectus; (iii) with respect to purchase of shares through specific intermediaries, in Appendix A to the fund's statutory prospectus, entitled "Intermediary Sales Charge Discounts and Waivers;" and (iv) under "Alternative Purchase Arrangements" on page 123 of the fund's statement of additional information.

The Virtus Seix U.S. Government Securities Ultra-Short Bond Fund, a series of Virtus Asset Trust, is the successor of the RidgeWorth Seix U.S. Government Securities Ultra-Short Bond Fund, a series of RidgeWorth Funds ("Predecessor Fund"), resulting from a reorganization of the Predecessor Fund with and into the fund.

Shareholder Fees (fees paid directly from your investment)	Class A	Class I	Class R6
Maximum Sales Charge (load) Imposed on Purchases (as a percentage of offering price)	None	None	None
Maximum Deferred Sales Charge (load) (as a percentage of the lesser of purchase price or redemption proceeds)	None	None	None

Annual Fund Operating Expenses (expenses that you pay each year as a percentage of the value of your investment)	Class A	Class I	Class R6
Management Fees	0.19%	0.19%	0.19%
Distribution and Shareholder Servicing (12b-1) Fees	0.25%	None	None
Other Expenses	0.22%	0.30%	0.19%
Acquired Fund Fees and Expenses	0.01%	0.01%	0.01%
Total Annual Fund Operating Expenses ^(a)	0.67%	0.50%	0.39%
Less: Fee Waivers and/or Expense Reimbursements ^(b)	0.00%	(0.08)%	(0.12)%
Total Annual Fund Operating Expenses After Expense Reimbursements ^{(a)(b)}	0.67%	0.42%	0.27%

(a) The Total Annual Fund Operating Expenses do not correlate to the ratio of expenses to average net assets appearing in the Financial Highlights tables, which tables reflect only the operating expenses of the fund and do not include acquired fund fees and expenses.

(b) The fund's investment adviser has contractually agreed to limit the fund's total operating expenses (excluding certain expenses, such as front-end or contingent deferred sales charges, taxes, leverage and borrowing expenses (such as commitment, amendment and renewal expenses on credit or redemption facilities), interest, brokerage commissions, expenses incurred in connection with any merger or reorganization, unusual or infrequently occurring expenses (such as litigation), acquired fund fees and expenses, and dividend expenses, if any) so that such expenses do not exceed 0.41% for Class I Shares and 0.26% for Class R6 Shares through April 30, 2022. Following the contractual period, the adviser may discontinue these expense reimbursement arrangements at any time. Under certain conditions, the adviser may recapture operating expenses reimbursed and/or fees waived under these arrangements for a period of three years following the date such waiver or reimbursement occurred, provided that the recapture does not cause the fund to exceed its expense limit in effect at the time of the waiver or reimbursement, or at the time of recapture.

Example

This example is intended to help you compare the cost of investing in the fund with the cost of investing in other mutual funds. The example assumes that you invest \$10,000 in the fund for the time periods indicated and then redeem all of your shares at the end of those periods or continued to hold them. The example also assumes that your investment has a 5% return each year, that the fund's operating expenses remain the same and that the expense reimbursement agreement remains in place for the contractual period. Although your actual costs may be higher or lower, based on these assumptions your costs would be:

	Share Status	1 Year	3 Years	5 Years	10 Years
Class A	Sold or Held	\$68	\$214	\$373	\$835
Class I	Sold or Held	\$43	\$152	\$272	\$621
Class R6	Sold or Held	\$28	\$113	\$207	\$481

Portfolio Turnover

The fund pays transaction costs, such as commissions, when it buys and sells securities (or “turns over” its portfolio). A higher portfolio turnover rate may indicate higher transaction costs and may result in higher taxes when fund shares are held in a taxable account. These costs, which are not reflected in annual fund operating expenses or in the example, affect the fund’s performance. During the most recent fiscal year, the fund’s portfolio turnover rate was 54% of the average value of its portfolio.

Investments, Risks and Performance

Principal Investment Strategies

Under normal circumstances, the fund invests at least 80% of its net assets (plus any borrowings for investment purposes) in short duration U.S. government securities of any credit quality. These securities may include, but are not limited to, U.S. Treasury securities, U.S. agency securities, U.S. agency mortgage-backed securities, repurchase agreements and other U.S. government securities.

The fund expects to maintain an average effective duration between 3 months and 1 year. Duration measures a bond or fund’s sensitivity to interest rate or other changes (such as changes in a bond’s yield) and is expressed as a number of years or days. The higher the number, the greater the risk. Under normal circumstances, for example, if a portfolio has a duration of 5 years, its value will change by 5% if yields change by 1%. Shorter duration bonds generally result in lower expected volatility. Individual purchases will generally be limited to securities with an effective duration of less than 5 years.

In selecting securities for purchase and sale, the subadviser attempts to maximize income by identifying securities that offer an acceptable yield for a given maturity. The fund may use U.S. Treasury securities futures as a vehicle to adjust duration and manage its interest rate exposure.

In addition, to implement its investment strategy, the fund may buy or sell derivative instruments (such as swaps, including credit default swaps, futures and options) to use as a substitute for a purchase or sale of a position in the underlying assets and/or as part of a strategy designed to reduce exposure to other risks, such as interest rate risk. Depending on market conditions the fund’s investment strategies may result in high portfolio turnover.

Principal Risks

The fund may not achieve its objective(s), and it is not intended to be a complete investment program. The value of the fund’s investments that supports your share value may decrease. If between the time you purchase shares and the time you sell shares the value of the fund’s investments decreases, you will lose money. Investment values can decrease for a number of reasons. Conditions affecting the overall economy, specific industries or companies in which the fund invests can be worse than expected, and investments may fail to perform as the subadviser expects. As a result, the value of your shares may decrease. Purchase and redemption activities by fund shareholders may impact the management of the fund and its ability to achieve its investment objective(s). The principal risks of investing in the fund are identified below.

- > **Credit Risk.** If the issuer of a debt instrument fails to pay interest or principal in a timely manner, or negative perceptions exist in the market of the issuer’s ability to make such payments, the price of the security may decline.
- > **Interest Rate Risk.** The values of debt instruments may rise or fall in response to changes in interest rates, and this risk may be enhanced for securities with longer maturities.
- > **Mortgage-Backed and Asset-Backed Securities Risk.** Changes in interest rates may cause both extension and prepayment risks for mortgage-backed and asset-backed securities. These securities are also subject to risks associated with the non-repayment of underlying collateral, including losses to the fund.
- > **U.S. Government Securities Risk.** U.S. Government securities may be subject to price fluctuations. An agency may default on an obligation not backed by the full faith and credit of the United States. Any guarantee on U.S. government securities does not apply to the value of the fund’s shares.
- > **Market Volatility Risk.** The value of the securities in the fund may go up or down in response to the prospects of individual companies and/or general economic conditions. Price changes may be short- or long-term. Local, regional or global events such as war, acts of terrorism, the spread of infectious illness or other public health issue, recessions, or other events could have a significant impact on the fund and its investments, including hampering the ability of the fund’s portfolio manager(s) to invest the fund’s assets as intended.

- > **Derivatives Risk.** Derivatives may include, among other things, futures, options, forwards and swap agreements and may be used in order to hedge portfolio risks, create leverage or attempt to increase returns. Investments in derivatives may result in increased volatility and the fund may incur a loss greater than its principal investment.
- > **Income Risk.** Income received from the fund may vary widely over the short- and long-term and/or be less than anticipated if the proceeds from maturing securities in the fund are reinvested in lower-yielding securities.
- > **Portfolio Turnover Risk.** The fund's principal investment strategies may result in a consistently high portfolio turnover rate. See the "Portfolio Turnover" section above for more information about the impact that portfolio turnover can have on your investment.
- > **Prepayment/Call Risk.** Issuers may prepay or call their fixed rate obligations when interest rates fall, forcing the fund to reinvest in obligations with lower interest rates and the fund may not benefit fully from the increase in value that other fixed income investments experience when interest rates decline.
- > **Redemption Risk.** One or more large shareholders or groups of shareholders may redeem their holdings in the fund, resulting in an adverse impact on remaining shareholders in the fund by causing the fund to take actions it would not otherwise have taken.

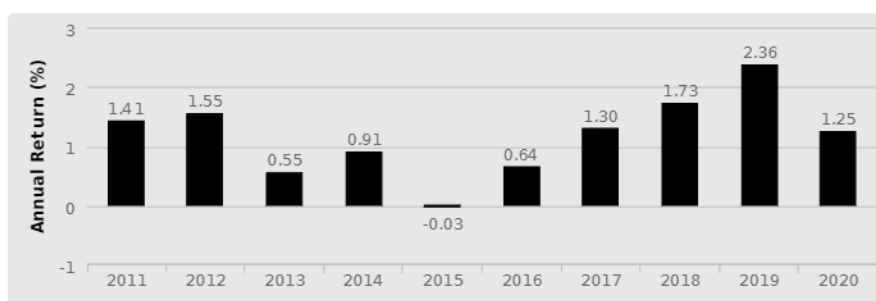
Performance Information

The bar chart and table below provide some indication of the potential risks of investing in the fund. The fund's past performance, before and after taxes, is not necessarily an indication of how the fund will perform in the future. The fund has adopted the past performance of the Predecessor Fund as its own. The Predecessor Fund and the fund have identical investment objectives and strategies.

The bar chart shows changes in the fund's performance from year to year over a 10-year period. The table shows how the fund's average annual returns compare to those of a broad-based securities market index that reflects the market sectors in which the fund invests. Updated performance information is available at virtus.com or by calling 800-243-1574.

Calendar year total returns for Class I Shares (includes returns of a predecessor fund)

Returns do not reflect sales charges applicable to other share classes and would be lower if they did.



Best Quarter:	Q2/2020:	1.02%	Worst Quarter:	Q2/2013:	-0.23%	Year to Date (3/31/21):	-0.14%
---------------	----------	-------	----------------	----------	--------	-------------------------	--------

Average Annual Total Returns (for the periods ended 12/31/20; includes returns of a predecessor fund)

Returns reflect deduction of maximum sales charges and full redemption at end of periods shown.

	1 Year	5 Years	10 Years	Class A Since Inception (7/24/18)	Class R6 Since Inception (8/1/16)
Class I					
Return Before Taxes	1.25%	1.45%	1.11%	—	—
Return After Taxes on Distributions	0.90%	0.86%	0.66%	—	—
Return After Taxes on Distributions and Sale of Fund Shares	0.74%	0.85%	0.66%	—	—
Class A					
Return Before Taxes	0.99%	—	—	1.59%	—
Class R6					
Return Before Taxes	1.40%	—	—	—	1.72%
Bloomberg Barclays 3-6 Month U.S. Treasury Bill Index (reflects no deduction for fees, expenses or taxes)	0.87%	1.30%	0.72%	1.74%	1.41%

The Bloomberg Barclays 3-6 Month U.S. Treasury Bill Index measures the performance of U.S. Treasury bills with a remaining maturity from 1 up to (but not including) 12 months. It excludes zero coupon strips. The index is calculated on a total return basis. The index is unmanaged and not available for direct investment.

After-tax returns are calculated using the historical highest individual federal marginal income tax rates and do not reflect the impact of state and local taxes. After-tax returns are shown only for Class I Shares; after-tax returns for other classes will vary. Actual after-tax returns depend on the investor's tax situation and may differ from those shown. After-tax returns are not relevant to investors who hold fund shares in tax-deferred accounts or to shares held by non-taxable entities.

Management

The fund's investment adviser is Virtus Fund Advisers, LLC.

The fund's subadviser is Seix Investment Advisors LLC ("Seix").

Portfolio Management

- > **James F. Keegan**, Chairman, Chief Investment Officer and Senior Portfolio Manager of Seix, has been a member of the fund's management team since 2014.
- > **Michael Rieger**, Managing Director and Senior Portfolio Manager of Seix, has been a member of the fund's management team since 2014.
- > **Perry Troisi**, Managing Director and Senior Portfolio Manager of Seix, has been a member of the fund's management team since 2014.

Purchase and Sale of Fund Shares

Minimum initial investments applicable to Class A Shares:

- \$2,500, generally
- \$100 for Individual Retirement Accounts (IRAs), systematic purchase or exchange accounts
- No minimum for defined contribution plans, asset-based fee programs, profit-sharing plans or employee benefit plans.

Minimum additional investments applicable to Class A Shares:

- \$100, generally
- No minimum for defined contribution plans, asset-based fee programs, profit-sharing plans or employee benefit plans.

For Class I Shares, the minimum initial purchase is \$100,000; there is no minimum for additional purchases.

Class R6 Shares are offered without a minimum initial investment to the following investors in plan level or omnibus accounts only (provided that they do not require or receive any compensation, administrative payments, sub-transfer agency payments or service payments with respect to Class R6 Shares): (i) qualified retirement plans, including, but not limited to, 401(k) plans, 457 plans, employer sponsored 403(b) plans, and defined benefit plans; (ii) banks and trust companies; (iii) insurance companies; (iv) financial intermediaries utilizing such shares in fee-based investment advisory programs; (v) registered investment companies; and (vi) non-qualified deferred compensation plans. Other institutional investors may be permitted to purchase Class R6 Shares subject to the fund's determination of eligibility and may be subject to a \$2,500,000 minimum initial investment requirement.

In general, you can buy or sell shares of the fund by mail or telephone on any business day. You also may buy and sell shares through a financial professional, broker-dealer or other financial intermediary.

Taxes

The fund's distributions are taxable to you as either ordinary income or capital gains, except when your investment is through a tax-deferred arrangement, such as a 401(k) plan or an individual retirement account. Such tax-deferred arrangements may be taxed later upon withdrawal of monies from those arrangements.

Payments to Broker-Dealers and Other Financial Intermediaries

If you purchase the fund through a broker-dealer or other financial intermediary (such as a bank), the fund and its related companies may pay the intermediary for the sale of fund shares and related services. These payments may create a conflict of interest by influencing the broker-dealer or other intermediary and your financial professional to recommend the fund over another investment.

No compensation, administrative payments, sub-transfer agency payments or service payments are paid to brokers or other entities from fund assets or the Distributor's or an affiliate's resources on sales of or investments in Class R6 Shares. Class R6 Shares do not carry sales commissions or pay Rule 12b-1 fees, or make payments to brokers or other entities to assist in, or in connection with, the sale of the fund's shares.

Ask your financial professional or visit your financial intermediary's website for more information.

Virtus Seix U.S. Mortgage Fund

Investment Objective

The fund has an investment objective of seeking to maximize long term total return through a combination of current income and capital appreciation, consistent with capital preservation.

Fees and Expenses

The tables below illustrate the fees and expenses that you may pay if you buy and hold shares of the fund. You may qualify for sales charge discounts if you and your family invest, or agree to invest in the future, at least \$50,000 in Virtus Funds. Information about these and other discounts is available: (i) from your financial professional or other financial intermediary; (ii) under "Sales Charges" on page 151 of the fund's statutory prospectus; (iii) with respect to purchase of shares through specific intermediaries, in Appendix A to the fund's statutory prospectus, entitled "Intermediary Sales Charge Discounts and Waivers;" and (iv) under "Alternative Purchase Arrangements" on page 123 of the fund's statement of additional information.

The Virtus Seix U.S. Mortgage Fund, a series of Virtus Asset Trust, is the successor of the RidgeWorth Seix U.S. Mortgage Fund, a series of RidgeWorth Funds ("Predecessor Fund"), resulting from a reorganization of the Predecessor Fund with and into the fund.

Shareholder Fees (fees paid directly from your investment)	Class A	Class C	Class I
Maximum Sales Charge (load) Imposed on Purchases (as a percentage of offering price)	2.25%	None	None
Maximum Deferred Sales Charge (load) (as a percentage of the lesser of purchase price or redemption proceeds)	None	1.00% ^(a)	None

Annual Fund Operating Expenses (expenses that you pay each year as a percentage of the value of your investment)	Class A	Class C	Class I
Management Fees	0.40%	0.40%	0.40%
Distribution and Shareholder Servicing (12b-1) Fees	0.20%	1.00%	None
Other Expenses	1.21%	0.65%	0.73%
Acquired Fund Fees and Expenses	0.01%	0.01%	0.01%
Total Annual Fund Operating Expenses ^(b)	1.82%	2.06%	1.14%
Less: Fee Waivers and/or Expense Reimbursements ^(c)	(0.91)%	(0.40)%	(0.43)%
Total Annual Fund Operating Expenses After Expense Reimbursements ^{(b)(c)}	0.91%	1.66%	0.71%

(a) The deferred sales charge is imposed on Class C Shares redeemed during the first year only.

(b) The Total Annual Fund Operating Expenses do not correlate to the ratio of expenses to average net assets appearing in the Financial Highlights tables, which tables reflect only the operating expenses of the fund and do not include acquired fund fees and expenses.

(c) The fund's investment adviser has contractually agreed to limit the fund's total operating expenses (excluding certain expenses, such as front-end or contingent deferred sales charges, taxes, leverage and borrowing expenses (such as commitment, amendment and renewal expenses on credit or redemption facilities), interest, brokerage commissions, expenses incurred in connection with any merger or reorganization, unusual or infrequently occurring expenses (such as litigation), acquired fund fees and expenses, and dividend expenses, if any) so that such expenses do not exceed 0.90% for Class A Shares, 1.65% for Class C Shares and 0.70% for Class I Shares through April 30, 2022. Following the contractual period, the adviser may discontinue these expense reimbursement arrangements at any time. Under certain conditions, the adviser may recapture operating expenses reimbursed and/or fees waived under these arrangements for a period of three years following the date such waiver or reimbursement occurred, provided that the recapture does not cause the fund to exceed its expense limit in effect at the time of the waiver or reimbursement, or at the time of recapture.

Example

This example is intended to help you compare the cost of investing in the fund with the cost of investing in other mutual funds. The example assumes that you invest \$10,000 in the fund for the time periods indicated and then redeem all of your shares at the end of those periods or continued to hold them. The example also assumes that your investment has a 5% return each year, that the fund's operating expenses remain the same and that the expense reimbursement agreement remains in place for the contractual period. Although your actual costs may be higher or lower, based on these assumptions your costs would be:

	Share Status	1 Year	3 Years	5 Years	10 Years
Class A	Sold or Held	\$316	\$698	\$1,105	\$2,241
Class C	Sold	\$269	\$607	\$1,072	\$2,358
	Held	\$169	\$607	\$1,072	\$2,358
Class I	Sold or Held	\$73	\$320	\$586	\$1,348

Portfolio Turnover

The fund pays transaction costs, such as commissions, when it buys and sells securities (or “turns over” its portfolio). A higher portfolio turnover rate may indicate higher transaction costs and may result in higher taxes when fund shares are held in a taxable account. These costs, which are not reflected in annual fund operating expenses or in the example, affect the fund’s performance. During the most recent fiscal year, the fund’s portfolio turnover rate was 53% of the average value of its portfolio.

Investments, Risks and Performance

Principal Investment Strategies

Under normal circumstances, the fund invests at least 80% of its net assets (plus any borrowings for investment purposes) in U.S. government agency mortgage-backed securities, such as the Federal National Mortgage Association (“FNMA”), Government National Mortgage Association (“GNMA”) and collateralized mortgage obligations. The fund may invest a portion of its assets in securities that are restricted as to resale. There are no limits on the fund’s average-weighted maturity or on the remaining maturities of individual securities in which the fund may invest. As a result of its investment strategy, the fund’s portfolio turnover rate may be 100% or more.

Buy and sell decisions are based on a wide number of factors that determine the risk-reward profile of each security within the context of the broader portfolio. In selecting investments for purchase and sale the subadviser attempts to identify mortgage securities that it expects to perform well in rising and falling markets, such as those which have stable prepayments, call protection, below par prices, and refinancing barriers. The subadviser also attempts to reduce the risk that the underlying mortgages are prepaid by focusing on securities that it believes are less prone to this risk. For example, FNMA or GNMA securities that were issued years ago may be less prone to prepayment risk because there have been many opportunities for refinancing.

The subadviser anticipates that the fund’s modified-adjusted duration will mirror that of the Bloomberg Barclays U.S. Mortgage-Backed Securities Index, plus or minus 20%. For example, if the duration of the Bloomberg Barclays U.S. Mortgage-Backed Securities Index is 5 years, the fund’s duration may be 4 to 6 years. As of December 31, 2020, the duration of the Bloomberg Barclays U.S. Mortgage-Backed Securities Index was 2.34 years. Duration measures a bond or fund’s sensitivity to interest rate or other changes (such as changes to a bond’s yield) and is expressed as a number of years. The higher the number, the greater the risk. Under normal circumstances, for example, if a portfolio has a duration of 5 years, its value will change by 5% if yields change by 1%. Shorter duration bonds generally result in lower expected volatility.

In addition, to implement its investment strategy, the fund may buy or sell, to a limited extent, derivative instruments (such as credit linked notes, futures, options, inverse floaters, swaps and warrants) to use as a substitute for a purchase or sale of a position in the underlying assets and/or as part of a strategy designed to reduce exposure to other risks, such as interest rate risk and credit risk. Further, the fund may utilize exchange traded futures to manage interest rate exposure.

Principal Risks

The fund may not achieve its objective(s), and it is not intended to be a complete investment program. The value of the fund’s investments that supports your share value may decrease. If between the time you purchase shares and the time you sell shares the value of the fund’s investments decreases, you will lose money. Investment values can decrease for a number of reasons. Conditions affecting the overall economy, specific industries or companies in which the fund invests can be worse than expected, and investments may fail to perform as the subadviser expects. As a result, the value of your shares may decrease. Purchase and redemption activities by fund shareholders may impact the management of the fund and its ability to achieve its investment objective(s). The principal risks of investing in the fund are identified below.

- > **Credit Risk.** If the issuer of a debt instrument fails to pay interest or principal in a timely manner, or negative perceptions exist in the market of the issuer's ability to make such payments, the price of the security may decline.
- > **Interest Rate Risk.** The values of debt instruments may rise or fall in response to changes in interest rates, and this risk may be enhanced for securities with longer maturities.
- > **Mortgage-Backed and Asset-Backed Securities Risk.** Changes in interest rates may cause both extension and prepayment risks for mortgage-backed and asset-backed securities. These securities are also subject to risks associated with the non-repayment of underlying collateral, including losses to the fund.
- > **U.S. Government Securities Risk.** U.S. Government securities may be subject to price fluctuations. An agency may default on an obligation not backed by the full faith and credit of the United States. Any guarantee on U.S. government securities does not apply to the value of the fund's shares.
- > **Market Volatility Risk.** The value of the securities in the fund may go up or down in response to the prospects of individual companies and/or general economic conditions. Price changes may be short- or long-term. Local, regional or global events such as war, acts of terrorism, the spread of infectious illness or other public health issue, recessions, or other events could have a significant impact on the fund and its investments, including hampering the ability of the fund's portfolio manager(s) to invest the fund's assets as intended.
- > **Derivatives Risk.** Derivatives may include, among other things, futures, options, forwards and swap agreements and may be used in order to hedge portfolio risks, create leverage or attempt to increase returns. Investments in derivatives may result in increased volatility and the fund may incur a loss greater than its principal investment.
- > **Illiquid and Restricted Securities.** Certain securities in which a fund invests may be difficult to sell at the time and price beneficial to the fund, for example due to low trading volumes or legal restrictions.
- > **Income Risk.** Income received from the fund may vary widely over the short- and long-term and/or be less than anticipated if the proceeds from maturing securities in the fund are reinvested in lower-yielding securities.
- > **Portfolio Turnover Risk.** The fund's principal investment strategies may result in a consistently high portfolio turnover rate. See the "Portfolio Turnover" section above for more information about the impact that portfolio turnover can have on your investment.
- > **Prepayment/Call Risk.** Issuers may prepay or call their fixed rate obligations when interest rates fall, forcing the fund to reinvest in obligations with lower interest rates and the fund may not benefit fully from the increase in value that other fixed income investments experience when interest rates decline.
- > **Redemption Risk.** One or more large shareholders or groups of shareholders may redeem their holdings in the fund, resulting in an adverse impact on remaining shareholders in the fund by causing the fund to take actions it would not otherwise have taken.

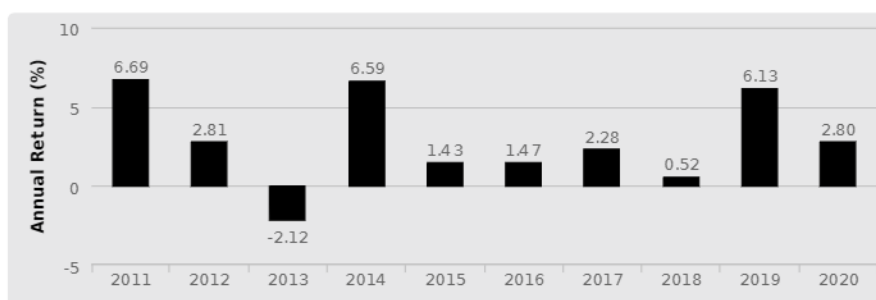
Performance Information

The bar chart and table below provide some indication of the potential risks of investing in the fund. The fund's past performance, before and after taxes, is not necessarily an indication of how the fund will perform in the future. The fund has adopted the past performance of the Predecessor Fund as its own. The Predecessor Fund and the fund have identical investment objectives and strategies.

The bar chart shows changes in the fund's performance from year to year over a 10-year period. The table shows how the fund's average annual returns compare to those of a broad-based securities market index that reflects the market sectors in which the fund invests. Updated performance information is available at virtus.com or by calling 800-243-1574.

Calendar year total returns for Class I Shares (includes returns of a predecessor fund)

Returns do not reflect sales charges applicable to other share classes and would be lower if they did.



Best Quarter: Q3/2011: 3.44% Worst Quarter: Q2/2013: -2.46% Year to Date (3/31/21): -0.82%

Average Annual Total Returns (for the periods ended 12/31/20; includes returns of a predecessor fund)

Returns reflect deduction of maximum sales charges and full redemption at end of periods shown.

	1 Year	5 Years	10 Years
Class I			
Return Before Taxes	2.80%	2.62%	2.82%
Return After Taxes on Distributions	2.31%	1.87%	2.04%
Return After Taxes on Distributions and Sale of Fund Shares	1.66%	1.68%	1.84%
Class A			
Return Before Taxes	0.30%	1.96%	2.39%
Class C			
Return Before Taxes	1.83%	1.65%	1.84%
Bloomberg Barclays U.S. Mortgage Backed Securities Index (reflects no deduction for fees, expenses or taxes)	3.87%	3.05%	3.01%

The Bloomberg Barclays U.S. Mortgage Backed Securities Index measures the agency mortgage-backed pass-through securities (fixed-rate and hybrid ARM) issued by GNMA, FNMA, and FHLMC. The index is calculated on a total return basis. The index is unmanaged and not available for direct investment.

After-tax returns are calculated using the historical highest individual federal marginal income tax rates and do not reflect the impact of state and local taxes. After-tax returns are shown only for Class I Shares; after-tax returns for other classes will vary. Actual after-tax returns depend on the investor's tax situation and may differ from those shown. After-tax returns are not relevant to investors who hold fund shares in tax-deferred accounts or to shares held by non-taxable entities.

Management

The fund's investment adviser is Virtus Fund Advisers, LLC.

The fund's subadviser is Seix Investment Advisors LLC ("Seix").

Portfolio Management

- > **James F. Keegan**, Chairman, Chief Investment Officer and Senior Portfolio Manager of Seix, has been a member of the fund's management team since 2008.
- > **Michael Rieger**, Managing Director and Senior Portfolio Manager of Seix, has been a member of the fund's management team since 2007.
- > **Perry Troisi**, Managing Director and Senior Portfolio Manager of Seix, has been a member of the fund's management team since 2007.

Purchase and Sale of Fund Shares

Minimum initial investments applicable to Class A and Class C Shares:

- \$2,500, generally
- \$100 for Individual Retirement Accounts (IRAs), systematic purchase or exchange accounts
- No minimum for defined contribution plans, asset-based fee programs, profit-sharing plans or employee benefit plans.

Minimum additional investments applicable to Class A and Class C Shares:

- \$100, generally
- No minimum for defined contribution plans, asset-based fee programs, profit-sharing plans or employee benefit plans.

For Class I Shares, the minimum initial purchase is \$100,000; there is no minimum for additional purchases.

In general, you may buy or sell shares of the fund by mail or telephone on any business day. You also may buy and sell shares through a financial professional, broker-dealer or other financial intermediary.

Taxes

The fund's distributions are taxable to you as either ordinary income or capital gains, except when your investment is through a tax-deferred arrangement, such as a 401(k) plan or an individual retirement account. Such tax-deferred arrangements may be taxed later upon withdrawal of monies from those arrangements.

Payments to Broker-Dealers and Other Financial Intermediaries

If you purchase the fund through a broker-dealer or other financial intermediary (such as a bank), the fund and its related companies may pay the intermediary for the sale of fund shares and related services. These payments may create a conflict of interest by influencing the broker-dealer or other intermediary and your financial professional to recommend the fund over another investment.

Ask your financial professional or visit your financial intermediary's website for more information.

Virtus Seix Ultra-Short Bond Fund

Investment Objective

The fund has an investment objective of seeking to maximize current income consistent with capital preservation.

Fees and Expenses

The tables below illustrate the fees and expenses that you may pay if you buy and hold shares of the fund. You may qualify for sales charge discounts if you and your family invest, or agree to invest in the future, at least \$50,000 in Virtus Funds. Information about these and other discounts is available: (i) from your financial professional or other financial intermediary; (ii) under "Sales Charges" on page 151 of the fund's statutory prospectus; (iii) with respect to purchase of shares through specific intermediaries, in Appendix A to the fund's statutory prospectus, entitled "Intermediary Sales Charge Discounts and Waivers;" and (iv) under "Alternative Purchase Arrangements" on page 123 of the fund's statement of additional information.

The Virtus Seix Ultra-Short Bond Fund, a series of Virtus Asset Trust, is the successor of the RidgeWorth Seix Ultra-Short Bond Fund, a series of RidgeWorth Funds ("Predecessor Fund"), resulting from a reorganization of the Predecessor Fund with and into the fund.

Shareholder Fees (fees paid directly from your investment)	Class A	Class I
Maximum Sales Charge (load) Imposed on Purchases (as a percentage of offering price)	None	None
Maximum Deferred Sales Charge (load) (as a percentage of the lesser of purchase price or redemption proceeds)	None	None

Annual Fund Operating Expenses (expenses that you pay each year as a percentage of the value of your investment)	Class A	Class I
Management Fees	0.22%	0.22%
Distribution and Shareholder Servicing (12b-1) Fees	0.25%	None
Other Expenses	0.37%	0.40%
Acquired Fund Fees and Expenses	0.01%	0.01%
Total Annual Fund Operating Expenses ^(a)	0.85%	0.63%
Less: Fee Waivers and/or Expense Reimbursements ^(b)	(0.19)%	(0.22)%
Total Annual Fund Operating Expenses After Expense Reimbursements ^{(a)(b)}	0.66%	0.41%

- (a) The Total Annual Fund Operating Expenses do not correlate to the ratio of expenses to average net assets appearing in the Financial Highlights tables, which tables reflect only the operating expenses of the fund and do not include acquired fund fees and expenses.
- (b) The fund's investment adviser has contractually agreed to limit the fund's total operating expenses (excluding certain expenses, such as front-end or contingent deferred sales charges, taxes, leverage and borrowing expenses (such as commitment, amendment and renewal expenses on credit or redemption facilities), interest, brokerage commissions, expenses incurred in connection with any merger or reorganization, unusual or infrequently occurring expenses (such as litigation), acquired fund fees and expenses, and dividend expenses, if any) so that such expenses do not exceed 0.65% for Class A Shares and 0.40% for Class I Shares through April 30, 2022. Following the contractual period, the adviser may discontinue these expense reimbursement arrangements at any time. Under certain conditions, the adviser may recapture operating expenses reimbursed and/or fees waived under these arrangements for a period of three years following the date such waiver or reimbursement occurred, provided that the recapture does not cause the fund to exceed its expense limit in effect at the time of the waiver or reimbursement, or at the time of recapture.

Example

This example is intended to help you compare the cost of investing in the fund with the cost of investing in other mutual funds. The example assumes that you invest \$10,000 in the fund for the time periods indicated and then redeem all of your shares at the end of those periods or continued to hold them. The example also assumes that your investment has a 5% return each year, that the fund's operating expenses remain the same and that the expense reimbursement agreement remains in place for the contractual period. Although your actual costs may be higher or lower, based on these assumptions your costs would be:

	Share Status	1 Year	3 Years	5 Years	10 Years
Class A	Sold or Held	\$67	\$252	\$453	\$1,031
Class I	Sold or Held	\$42	\$180	\$329	\$765

Portfolio Turnover

The fund pays transaction costs, such as commissions, when it buys and sells securities (or “turns over” its portfolio). A higher portfolio turnover rate may indicate higher transaction costs and may result in higher taxes when fund shares are held in a taxable account. These costs, which are not reflected in annual fund operating expenses or in the example, affect the fund’s performance. During the most recent fiscal year, the fund’s portfolio turnover rate was 101% of the average value of its portfolio.

Investments, Risks and Performance

Principal Investment Strategies

Under normal circumstances, the fund invests at least 80% of its net assets (plus any borrowings for investment purposes) in short duration fixed income securities. These securities may include, but are not limited to, U.S. Treasury and agency securities, obligations of supranational entities and foreign governments, domestic and foreign-corporate debt obligations, taxable municipal debt securities and mortgage-backed and asset-backed securities. The fund’s investment in foreign issuers may at times be significant.

The fund normally expects to maintain an average effective duration between 3 months and 1 year. Individual purchases will generally be limited to investment-grade securities with an effective duration of less than 5 years. Duration measures a bond or fund’s sensitivity to interest rate or other changes (such as changes in a bond’s yield) and is expressed as a number of years. The higher the number, the greater the risk. Under normal circumstances, for example, if a portfolio has a duration of five years, its value will change by 5% if yields change by 1%. Shorter duration bonds generally result in lower expected volatility.

In selecting investments for purchase and sale, the subadviser attempts to maximize income by identifying securities that offer an acceptable yield for a given level of credit risk and maturity. The subadviser attempts to identify short duration securities that offer a comparably better return potential and yield than money market funds. The subadviser may retain securities if the rating of the security falls below investment grade and the subadviser deems retention of the security to be in the best interests of the fund. Such securities are sometimes referred to as “junk bonds.”

In addition, to implement its investment strategy, the fund may buy or sell, derivative instruments (such as swaps, including credit default swaps, futures and options) to use as a substitute for a purchase or sale of a position in the underlying assets and/or as part of a strategy designed to reduce exposure to other risks, such as credit and interest rate risk. Depending on market conditions the fund’s investment strategies may result in high portfolio turnover.

Principal Risks

The fund may not achieve its objective(s), and it is not intended to be a complete investment program. The value of the fund’s investments that supports your share value may decrease. If between the time you purchase shares and the time you sell shares the value of the fund’s investments decreases, you will lose money. Investment values can decrease for a number of reasons. Conditions affecting the overall economy, specific industries or companies in which the fund invests can be worse than expected, and investments may fail to perform as the subadviser expects. As a result, the value of your shares may decrease. Purchase and redemption activities by fund shareholders may impact the management of the fund and its ability to achieve its investment objective(s). The principal risks of investing in the fund are identified below.

- > **Credit Risk.** If the issuer of a debt instrument fails to pay interest or principal in a timely manner, or negative perceptions exist in the market of the issuer’s ability to make such payments, the price of the security may decline.
- > **Interest Rate Risk.** The values of debt instruments may rise or fall in response to changes in interest rates, and this risk may be enhanced for securities with longer maturities.
- > **Foreign Investing Risk.** Investing in foreign securities subjects the fund to additional risks such as increased volatility; currency fluctuations; less liquidity; less publicly available information about the foreign investment; and political, regulatory, economic, and market risk.
- > **Mortgage-Backed and Asset-Backed Securities Risk.** Changes in interest rates may cause both extension and prepayment risks for mortgage-backed and asset-backed securities. These securities are also subject to risks associated with the non-repayment of underlying collateral, including losses to the fund.
- > **Market Volatility Risk.** The value of the securities in the fund may go up or down in response to the prospects of individual companies and/or general economic conditions. Price changes may be short- or

long-term. Local, regional or global events such as war, acts of terrorism, the spread of infectious illness or other public health issue, recessions, or other events could have a significant impact on the fund and its investments, including hampering the ability of the fund's portfolio manager(s) to invest the fund's assets as intended.

- > **Derivatives Risk.** Derivatives may include, among other things, futures, options, forwards and swap agreements and may be used in order to hedge portfolio risks, create leverage or attempt to increase returns. Investments in derivatives may result in increased volatility and the fund may incur a loss greater than its principal investment.
- > **High-Yield Fixed Income Securities (Junk Bonds) Risk.** There is a greater risk of issuer default, less liquidity, and increased price volatility related to high-yield securities than investment grade securities.
- > **Income Risk.** Income received from the fund may vary widely over the short- and long-term and/or be less than anticipated if the proceeds from maturing securities in the fund are reinvested in lower-yielding securities.
- > **Municipal Securities Risk.** Events negatively impacting a municipality, municipal security, or the municipal bond market in general, may cause the fund to decrease in value, perhaps significantly.
- > **Portfolio Turnover Risk.** The fund's principal investment strategies may result in a consistently high portfolio turnover rate. See the "Portfolio Turnover" section above for more information about the impact that portfolio turnover can have on your investment.
- > **Prepayment/Call Risk.** Issuers may prepay or call their fixed rate obligations when interest rates fall, forcing the fund to reinvest in obligations with lower interest rates and the fund may not benefit fully from the increase in value that other fixed income investments experience when interest rates decline.
- > **Redemption Risk.** One or more large shareholders or groups of shareholders may redeem their holdings in the fund, resulting in an adverse impact on remaining shareholders in the fund by causing the fund to take actions it would not otherwise have taken.
- > **Unrated Fixed Income Securities Risk.** If the subadviser is unable to accurately assess the quality of an unrated fixed income security, the fund may invest in a security with greater risk than intended, or the securities may be more difficult to sell than anticipated.
- > **U.S. Government Securities Risk.** U.S. Government securities may be subject to price fluctuations. An agency may default on an obligation not backed by the full faith and credit of the United States. Any guarantee on U.S. government securities does not apply to the value of the fund's shares.

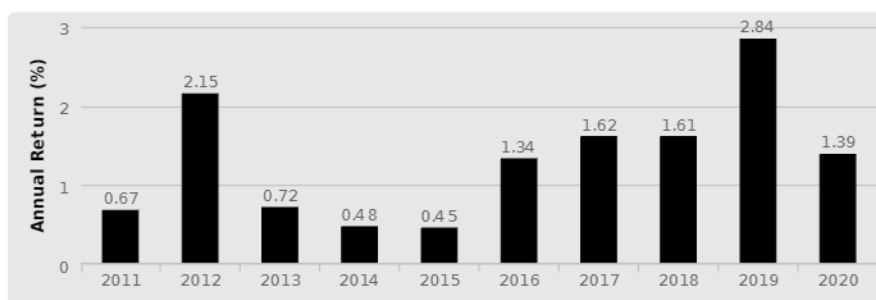
Performance Information

The bar chart and table below provide some indication of the potential risks of investing in the fund. The fund's past performance, before and after taxes, is not necessarily an indication of how the fund will perform in the future. The fund has adopted the past performance of the Predecessor Fund as its own. The Predecessor Fund and the fund have identical investment objectives and strategies.

The bar chart shows changes in the fund's performance from year to year over a 10-year period. The table shows how the fund's average annual returns compare to those of a broad-based securities market index that reflects the market sectors in which the fund invests. Updated performance information is available at virtus.com or by calling 800-243-1574.

Calendar year total returns for Class I Shares (includes returns of a predecessor fund)

Returns do not reflect sales charges applicable to other share classes and would be lower if they did.



Best Quarter: Q2/2020: 2.94%	Worst Quarter: Q1/2020: -2.28%	Year to Date (3/31/21): 0.18%
------------------------------	--------------------------------	-------------------------------

Average Annual Total Returns (for the periods ended 12/31/20; includes returns of a predecessor fund)

Returns reflect deduction of maximum sales charges and full redemption at end of periods shown.

	1 Year	5 Years	10 Years	Since Inception (7/24/18)
Class I				
Return Before Taxes	1.39%	1.76%	1.32%	—
Return After Taxes on Distributions	0.86%	1.06%	0.80%	—
Return After Taxes on Distributions and Sale of Fund Shares	0.82%	1.04%	0.79%	—
Class A				
Return Before Taxes	1.13%	—	—	1.71%
Bloomberg Barclays 3-6 Month U.S. Treasury Bill Index (reflects no deduction for fees, expenses or taxes)	0.87%	1.30%	0.72%	1.74%

The Bloomberg Barclays 3-6 Month U.S. Treasury Bill Index measures the performance of U.S. Treasury bills with a remaining maturity from 1 up to (but not including) 12 months. It excludes zero coupon strips. The index is calculated on a total return basis. The index is unmanaged and not available for direct investment.

After-tax returns are calculated using the historical highest individual federal marginal income tax rates and do not reflect the impact of state and local taxes. Actual after-tax returns depend on the investor's tax situation and may differ from those shown. After-tax returns are not relevant to investors who hold fund shares in tax-deferred accounts or to shares held by non-taxable entities.

Management

The fund's investment adviser is Virtus Fund Advisers, LLC.

The fund's subadviser is Seix Investment Advisors LLC ("Seix").

Portfolio Management

- > **Carlos Catoya**, Managing Director and Portfolio Manager of Seix, has been a member of the fund's management team since 2015.
- > **James F. Keegan**, Chairman, Chief Investment Officer and Senior Portfolio Manager of Seix, has been a member of the fund's management team since 2014.
- > **Michael Rieger**, Managing Director and Senior Portfolio Manager of Seix, has been a member of the fund's management team since 2014.
- > **Perry Troisi**, Managing Director and Senior Portfolio Manager of Seix, has been a member of the fund's management team since 2014.
- > **Jonathan Yozzo**, Managing Director and Portfolio Manager of Seix, has been a member of the fund's management team since 2015.

Purchase and Sale of Fund Shares

Minimum initial investments applicable to Class A Shares:

- \$2,500, generally
- \$100 for Individual Retirement Accounts (IRAs), systematic purchase or exchange accounts
- No minimum for defined contribution plans, asset-based fee programs, profit-sharing plans or employee benefit plans.

Minimum additional investments applicable to Class A Shares:

- \$100, generally
- No minimum for defined contribution plans, asset-based fee programs, profit-sharing plans or employee benefit plans.

For Class I Shares, the minimum initial purchase is \$100,000; there is no minimum for additional purchases.

In general, you may buy or sell shares of the fund by mail or telephone on any business day. You also may buy and sell shares through a financial professional, broker-dealer or other financial intermediary.

Taxes

The fund's distributions are taxable to you as either ordinary income or capital gains, except when your investment is through a tax-deferred arrangement, such as a 401(k) plan or an individual retirement account. Such tax-deferred arrangements may be taxed later upon withdrawal of monies from those arrangements.

Payments to Broker-Dealers and Other Financial Intermediaries

If you purchase the fund through a broker-dealer or other financial intermediary (such as a bank), the fund and its related companies may pay the intermediary for the sale of fund shares and related services. These payments may create a conflict of interest by influencing the broker-dealer or other intermediary and your financial professional to recommend the fund over another investment.

Ask your financial professional or visit your financial intermediary's website for more information.

Virtus Silvant Large-Cap Growth Stock Fund

Investment Objective

The fund has an investment objective of seeking to provide capital appreciation.

Fees and Expenses

The tables below illustrate the fees and expenses that you may pay if you buy and hold shares of the fund. You may qualify for sales charge discounts if you and your family invest, or agree to invest in the future, at least \$50,000 in Virtus Funds. Information about these and other discounts is available: (i) from your financial professional or other financial intermediary; (ii) under "Sales Charges" on page 151 of the fund's statutory prospectus; (iii) with respect to purchase of shares through specific intermediaries, in Appendix A to the fund's statutory prospectus, entitled "Intermediary Sales Charge Discounts and Waivers;" and (iv) under "Alternative Purchase Arrangements" on page 123 of the fund's statement of additional information.

The Virtus Silvant Large-Cap Growth Stock Fund, a series of Virtus Asset Trust, is the successor of the RidgeWorth Silvant Large Cap Growth Stock Fund, a series of RidgeWorth Funds ("Predecessor Fund"), resulting from a reorganization of the Predecessor Fund with and into the fund.

Shareholder Fees (fees paid directly from your investment)	Class A	Class I	Class R6
Maximum Sales Charge (load) Imposed on Purchases (as a percentage of offering price)	5.50%	None	None
Maximum Deferred Sales Charge (load) (as a percentage of the lesser of purchase price or redemption proceeds)	None	None	None

Annual Fund Operating Expenses (expenses that you pay each year as a percentage of the value of your investment)	Class A	Class I	Class R6
Management Fees	0.70%	0.70%	0.70%
Distribution and Shareholder Servicing (12b-1) Fees	0.25%	None	None
Other Expenses	0.32%	0.39%	0.26%
Total Annual Fund Operating Expenses	1.27%	1.09%	0.96%
Less: Fee Waivers and/or Expense Reimbursements ^(a)	(0.04)%	(0.12)%	(0.06)%
Total Annual Fund Operating Expenses After Expense Reimbursements ^(a)	1.23%	0.97%	0.90%

- (a) The fund's investment adviser has contractually agreed to limit the fund's total operating expenses (excluding certain expenses, such as front-end or contingent deferred sales charges, taxes, leverage and borrowing expenses (such as commitment, amendment and renewal expenses on credit or redemption facilities), interest, brokerage commissions, expenses incurred in connection with any merger or reorganization, unusual or infrequently occurring expenses (such as litigation), acquired fund fees and expenses, and dividend expenses, if any) so that such expenses do not exceed 1.23% for Class A Shares, 0.97% for Class I Shares and 0.90% for Class R6 Shares through April 30, 2022. Following the contractual period, the adviser may discontinue these expense reimbursement arrangements at any time. Under certain conditions, the adviser may recapture operating expenses reimbursed and/or fees waived under these arrangements for a period of three years following the date such waiver or reimbursement occurred, provided that the recapture does not cause the fund to exceed its expense limit in effect at the time of the waiver or reimbursement, or at the time of recapture.

Example

This example is intended to help you compare the cost of investing in the fund with the cost of investing in other mutual funds. The example assumes that you invest \$10,000 in the fund for the time periods indicated and then redeem all of your shares at the end of those periods or continued to hold them. The example also assumes that your investment has a 5% return each year, that the fund's operating expenses remain the same and that the expense reimbursement agreement remains in place for the contractual period. Although your actual costs may be higher or lower, based on these assumptions your costs would be:

	Share Status	1 Year	3 Years	5 Years	10 Years
Class A	Sold or Held	\$668	\$927	\$1,205	\$1,996
Class I	Sold or Held	\$99	\$335	\$589	\$1,318
Class R6	Sold or Held	\$92	\$300	\$525	\$1,173

Portfolio Turnover

The fund pays transaction costs, such as commissions, when it buys and sells securities (or “turns over” its portfolio). A higher portfolio turnover rate may indicate higher transaction costs and may result in higher taxes when fund shares are held in a taxable account. These costs, which are not reflected in annual fund operating expenses or in the example, affect the fund’s performance. During the most recent fiscal year, the fund’s portfolio turnover rate was 13% of the average value of its portfolio.

Investments, Risks and Performance

Principal Investment Strategies

Under normal circumstances, the fund invests at least 80% of its net assets (plus any borrowings for investment purposes) in common stocks and other U.S.-traded equity securities of large-capitalization companies. U.S.-traded equity securities may include American Depositary Receipts (“ADRs”). The subadviser considers large-capitalization companies to be companies with market capitalizations generally within those of companies in the Russell 1000[®] Growth Index. As of December 31, 2020 the market capitalization range of the companies in the Russell 1000[®] Growth Index was \$624 million to \$2.25 trillion. As a result of its investment strategy, the fund may focus its investments in one or more sectors.

The subadviser will seek out securities it believes have strong business fundamentals, such as revenue growth, improving cash flows, increasing margins and positive earning trends.

In selecting investments for purchase and sale, the subadviser chooses companies that it believes have above-average growth potential to beat expectations. The subadviser uses a “bottom-up” process based on company fundamentals. Risk controls are in place to assist in maintaining a portfolio that is diversified by sector and minimizes unintended risks relative to the primary benchmark. The subadviser then performs in-depth fundamental analysis to determine the quality and sustainability of expectations to determine whether or not the company is poised to beat expectations. The subadviser also applies proprietary quantitative models to rank stocks based on improving fundamentals, valuation, capital deployment and efficiency and sentiment or behavior factors.

Principal Risks

The fund may not achieve its objective(s), and it is not intended to be a complete investment program. The value of the fund’s investments that supports your share value may decrease. If between the time you purchase shares and the time you sell shares the value of the fund’s investments decreases, you will lose money. Investment values can decrease for a number of reasons. Conditions affecting the overall economy, specific industries or companies in which the fund invests can be worse than expected, and investments may fail to perform as the subadviser expects. As a result, the value of your shares may decrease. Purchase and redemption activities by fund shareholders may impact the management of the fund and its ability to achieve its investment objective(s). The principal risks of investing in the fund are identified below.

- > **Equity Securities Risk.** The value of the stocks held by the fund may be negatively affected by the financial market, industries in which the fund invests, or issuer-specific events. Focus on a particular style or in small or medium-sized companies may enhance that risk.
- > **Growth Stocks Risk.** The fund’s investments in growth stocks may be more volatile than investments in other types of stocks, or may perform differently from the market as a whole and from other types of stocks.
- > **Market Volatility Risk.** The value of the securities in the fund may go up or down in response to the prospects of individual companies and/or general economic conditions. Price changes may be short- or long-term. Local, regional or global events such as war, acts of terrorism, the spread of infectious illness or other public health issue, recessions, or other events could have a significant impact on the fund and its investments, including hampering the ability of the fund’s portfolio manager(s) to invest the fund’s assets as intended.
- > **Depositary Receipts Risk.** Investments in foreign companies through depositary receipts may expose the fund to the same risks as direct investments in securities of foreign issuers.
- > **Large Market Capitalization Companies Risk.** The value of investments in larger companies may not rise as much as smaller companies, or larger companies may be unable to respond quickly to competitive challenges, such as changes in technology and consumer tastes.

- > **Redemption Risk.** One or more large shareholders or groups of shareholders may redeem their holdings in the fund, resulting in an adverse impact on remaining shareholders in the fund by causing the fund to take actions it would not otherwise have taken.
- > **Sector Focused Investing Risk.** Events negatively affecting a particular market sector in which the fund focuses its investments may cause the value of the fund's shares to decrease, perhaps significantly.

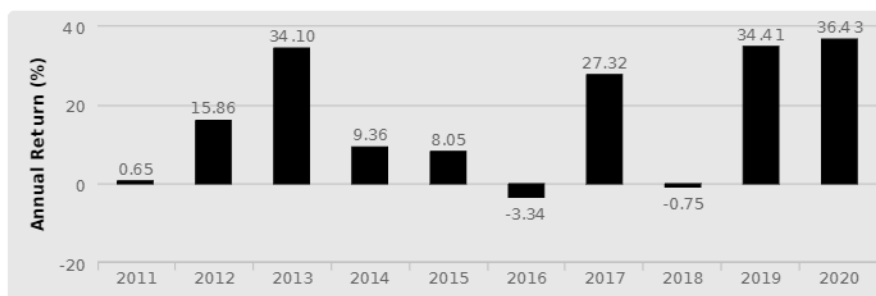
Performance Information

The bar chart and table below provide some indication of the potential risks of investing in the fund. The fund's past performance, before and after taxes, is not necessarily an indication of how the fund will perform in the future. The fund has adopted the past performance of the Predecessor Fund as its own. The Predecessor Fund and the fund have identical investment objectives and strategies.

The bar chart shows changes in the fund's performance from year to year over a 10-year period. The table shows how the fund's average annual returns compare to those of a broad-based securities market index. Updated performance information is available at virtus.com or by calling 800-243-1574.

Calendar year total returns for Class I Shares (includes returns of a predecessor fund)

Returns do not reflect sales charges applicable to other share classes and would be lower if they did.



Best Quarter: Q1/2020: 27.30% Worst Quarter: Q4/2018: -16.94% Year to Date (3/31/21): 1.95%

Average Annual Total Returns (for the periods ended 12/31/20; includes returns of a predecessor fund)

Returns reflect deduction of maximum sales charges and full redemption at end of periods shown.

	1 Year	5 Years	10 Years	Class R6 Since Inception (8/1/14)
Class I				
Return Before Taxes	36.43%	17.50%	15.26%	—
Return After Taxes on Distributions	34.06%	13.54%	11.75%	—
Return After Taxes on Distributions and Sale of Fund Shares	23.07%	12.86%	11.48%	—
Class A				
Return Before Taxes	28.42%	15.87%	14.31%	—
Class R6				
Return Before Taxes	36.39%	17.62%	—	15.90%
Russell 1000® Growth Index (reflects no deduction for fees, expenses or taxes)	38.49%	21.00%	17.21%	18.45%

The Russell 1000® Growth Index is a market capitalization-weighted index of growth-oriented stocks of the 1,000 largest companies in the Russell universe, which comprises the 3,000 largest U.S. companies. The index is calculated on a total-return basis with dividends reinvested. The index is unmanaged and not available for direct investment.

After-tax returns are calculated using the historical highest individual federal marginal income tax rates and do not reflect the impact of state and local taxes. After-tax returns are shown only for Class I Shares; after-tax returns for other classes will vary. Actual after-tax returns depend on the investor's tax situation and may differ from those shown. After-tax returns are not relevant to investors who hold fund shares in tax-deferred accounts or to shares held by non-taxable entities.

Management

The fund's investment adviser is Virtus Fund Advisers, LLC.

The fund's subadviser is Silvant Capital Management LLC ("Silvant").

Portfolio Management

- > **Sandeep Bhatia, PhD, CFA**, Managing Director of Silvant, has co-managed the fund since 2011.
- > **Michael A. Sansoterra**, Chief Investment Officer of Silvant, has co-managed the fund since 2007.

Purchase and Sale of Fund Shares

Minimum initial investments applicable to Class A Shares:

- \$2,500, generally
- \$100 for Individual Retirement Accounts (IRAs), systematic purchase or exchange accounts
- No minimum for defined contribution plans, asset-based fee programs, profit-sharing plans or employee benefit plans.

Minimum additional investments applicable to Class A Shares:

- \$100, generally
- No minimum for defined contribution plans, asset-based fee programs, profit-sharing plans or employee benefit plans.

For Class I Shares, the minimum initial purchase is \$100,000; there is no minimum for additional purchases.

Class R6 Shares are offered without a minimum initial investment to the following investors in plan level or omnibus accounts only (provided that they do not require or receive any compensation, administrative payments, sub-transfer agency payments or service payments with respect to Class R6 Shares): (i) qualified retirement plans, including, but not limited to, 401(k) plans, 457 plans, employer sponsored 403(b) plans, and defined benefit plans; (ii) banks and trust companies; (iii) insurance companies; (iv) financial intermediaries utilizing such shares in fee-based investment advisory programs; (v) registered investment companies; and (vi) non-qualified deferred compensation plans. Other institutional investors may be permitted to purchase Class R6 Shares subject to the fund's determination of eligibility and may be subject to a \$2,500,000 minimum initial investment requirement.

In general, you can buy or sell shares of the fund by mail or telephone on any business day. You also may buy and sell shares through a financial professional, broker-dealer or other financial intermediary.

Taxes

The fund's distributions are taxable to you as either ordinary income or capital gains, except when your investment is through a tax-deferred arrangement, such as a 401(k) plan or an individual retirement account. Such tax-deferred arrangements may be taxed later upon withdrawal of monies from those arrangements.

Payments to Broker-Dealers and Other Financial Intermediaries

If you purchase the fund through a broker-dealer or other financial intermediary (such as a bank), the fund and its related companies may pay the intermediary for the sale of fund shares and related services. These payments may create a conflict of interest by influencing the broker-dealer or other intermediary and your financial professional to recommend the fund over another investment.

No compensation, administrative payments, sub-transfer agency payments or service payments are paid to brokers or other entities from fund assets or the Distributor's or an affiliate's resources on sales of or investments in Class R6 Shares. Class R6 Shares do not carry sales commissions or pay Rule 12b-1 fees, or make payments to brokers or other entities to assist in, or in connection with, the sale of the fund's shares.

Ask your financial professional or visit your financial intermediary's website for more information.

Virtus Silvant Small-Cap Growth Stock Fund

Investment Objective

The fund has an investment objective of seeking to provide long-term capital appreciation.

Fees and Expenses

The tables below illustrate the fees and expenses that you may pay if you buy and hold shares of the fund. You may qualify for sales charge discounts if you and your family invest, or agree to invest in the future, at least \$50,000 in Virtus Funds. Information about these and other discounts is available: (i) from your financial professional or other financial intermediary; (ii) under "Sales Charges" on page 151 of the fund's statutory prospectus; (iii) with respect to purchase of shares through specific intermediaries, in Appendix A to the fund's statutory prospectus, entitled "Intermediary Sales Charge Discounts and Waivers;" and (iv) under "Alternative Purchase Arrangements" on page 123 of the fund's statement of additional information.

The Virtus Silvant Small-Cap Growth Stock Fund, a series of Virtus Asset Trust, is the successor of the RidgeWorth Silvant Small Cap Growth Stock Fund, a series of RidgeWorth Funds ("Predecessor Fund"), resulting from a reorganization of the Predecessor Fund with and into the fund.

Shareholder Fees (fees paid directly from your investment)	Class A	Class I
Maximum Sales Charge (load) Imposed on Purchases (as a percentage of offering price)	5.50%	None
Maximum Deferred Sales Charge (load) (as a percentage of the lesser of purchase price or redemption proceeds)	None	None

Annual Fund Operating Expenses (expenses that you pay each year as a percentage of the value of your investment)	Class A	Class I
Management Fees	0.85%	0.85%
Distribution and Shareholder Servicing (12b-1) Fees	0.25%	None
Other Expenses	0.48%	0.57%
Total Annual Fund Operating Expenses	1.58%	1.42%
Less: Fee Waivers and/or Expense Reimbursements ^(a)	(0.31)%	(0.27)%
Total Annual Fund Operating Expenses After Expense Reimbursements ^(a)	1.27%	1.15%

- (a) The fund's investment adviser has contractually agreed to limit the fund's total operating expenses (excluding certain expenses, such as front-end or contingent deferred sales charges, taxes, leverage and borrowing expenses (such as commitment, amendment and renewal expenses on credit or redemption facilities), interest, brokerage commissions, expenses incurred in connection with any merger or reorganization, unusual or infrequently occurring expenses (such as litigation), acquired fund fees and expenses, and dividend expenses, if any) so that such expenses do not exceed 1.27% for Class A Shares and 1.15% for Class I Shares through April 30, 2022. Following the contractual period, the adviser may discontinue these expense reimbursement arrangements at any time. Under certain conditions, the adviser may recapture operating expenses reimbursed and/or fees waived under these arrangements for a period of three years following the date such waiver or reimbursement occurred, provided that the recapture does not cause the fund to exceed its expense limit in effect at the time of the waiver or reimbursement, or at the time of recapture.

Example

This example is intended to help you compare the cost of investing in the fund with the cost of investing in other mutual funds. The example assumes that you invest \$10,000 in the fund for the time periods indicated and then redeem all of your shares at the end of those periods or continued to hold them. The example also assumes that your investment has a 5% return each year, that the fund's operating expenses remain the same and that the expense reimbursement agreement remains in place for the contractual period. Although your actual costs may be higher or lower, based on these assumptions your costs would be:

	Share Status	1 Year	3 Years	5 Years	10 Years
Class A	Sold or Held	\$672	\$993	\$1,335	\$2,300
Class I	Sold or Held	\$117	\$423	\$751	\$1,679

Portfolio Turnover

The fund pays transaction costs, such as commissions, when it buys and sells securities (or “turns over” its portfolio). A higher portfolio turnover rate may indicate higher transaction costs and may result in higher taxes when fund shares are held in a taxable account. These costs, which are not reflected in annual fund operating expenses or in the example, affect the fund’s performance. During the most recent fiscal year, the fund’s portfolio turnover rate was 29% of the average value of its portfolio.

Investments, Risks and Performance

Principal Investment Strategies

Under normal circumstances, the fund invests at least 80% of its net assets in U.S.-traded equity securities of small-capitalization companies. U.S.-traded equity securities may include American Depositary Receipts (“ADRs”). As of the date of this prospectus, the fund’s subadviser considers small-capitalization companies for this purpose to be those companies that, at the time of initial purchase, have market capitalizations generally within the range of companies included in the Russell 2000® Growth Index on a rolling three-year basis. On this basis, as of December 31, 2020, the total market capitalization range of companies included in the Russell 2000® Growth Index over the past three years was \$2.68 million to \$16.95 billion. As a result of its investment strategy, the fund may focus its investments in one or more sectors.

In selecting investments for purchase and sale, the subadviser chooses companies that it believes have above-average growth potential to beat expectations as a result of strong business fundamentals, such as revenue growth, improving cash flows, increasing margins and positive earning trends. The subadviser uses a “bottom-up” process based on company fundamentals. Risk controls are in place to assist in maintaining a portfolio that is diversified by sector and minimizes unintended risks relative to the primary benchmark. It then performs in-depth fundamental analysis to determine the quality and sustainability of expectations to determine whether or not the company is poised to beat expectations. The subadviser also applies proprietary quantitative models to rank stocks based on improving fundamentals, valuation, capital deployment and efficiency, and sentiment or behavior factors.

Principal Risks

The fund may not achieve its objective(s), and it is not intended to be a complete investment program. The value of the fund’s investments that supports your share value may decrease. If between the time you purchase shares and the time you sell shares the value of the fund’s investments decreases, you will lose money. Investment values can decrease for a number of reasons. Conditions affecting the overall economy, specific industries or companies in which the fund invests can be worse than expected, and investments may fail to perform as the subadviser expects. As a result, the value of your shares may decrease. Purchase and redemption activities by fund shareholders may impact the management of the fund and its ability to achieve its investment objective(s). The principal risks of investing in the fund are identified below.

- > **Equity Securities Risk.** The value of the stocks held by the fund may be negatively affected by the financial market, industries in which the fund invests, or issuer-specific events. Focus on a particular style or in small or medium-sized companies may enhance that risk.
- > **Growth Stocks Risk.** The fund’s investments in growth stocks may be more volatile than investments in other types of stocks, or may perform differently from the market as a whole and from other types of stocks.
- > **Market Volatility Risk.** The value of the securities in the fund may go up or down in response to the prospects of individual companies and/or general economic conditions. Price changes may be short- or long-term. Local, regional or global events such as war, acts of terrorism, the spread of infectious illness or other public health issue, recessions, or other events could have a significant impact on the fund and its investments, including hampering the ability of the fund’s portfolio manager(s) to invest the fund’s assets as intended.
- > **Depositary Receipts Risk.** Investments in foreign companies through depositary receipts may expose the fund to the same risks as direct investments in securities of foreign issuers.
- > **Redemption Risk.** One or more large shareholders or groups of shareholders may redeem their holdings in the fund, resulting in an adverse impact on remaining shareholders in the fund by causing the fund to take actions it would not otherwise have taken.
- > **Sector Focused Investing Risk.** Events negatively affecting a particular market sector in which the fund focuses its investments may cause the value of the fund’s shares to decrease, perhaps significantly.

- > **Small Market Capitalization Companies Risk.** The fund's investments in small market capitalization companies may be less liquid and more vulnerable to adverse business or economic developments, which may increase the volatility and risk of loss to the fund, as compared with investments in larger, more established companies.

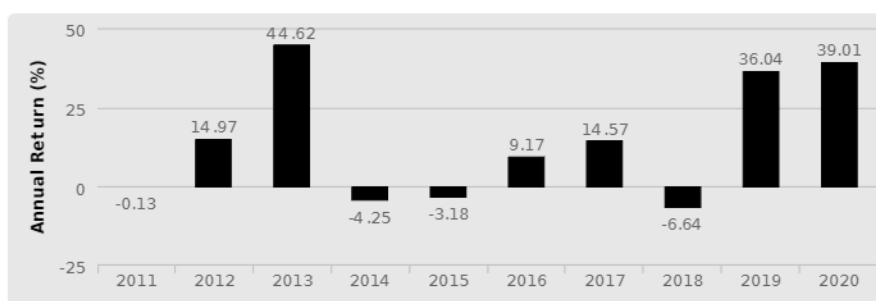
Performance Information

The bar chart and table below provide some indication of the potential risks of investing in the fund. The fund's past performance, before and after taxes, is not necessarily an indication of how the fund will perform in the future. The fund has adopted the past performance of the Predecessor Fund as its own. The Predecessor Fund and the fund have identical investment objectives and strategies.

The bar chart shows changes in the fund's performance from year to year over a 10-year period. The table shows how the fund's average annual returns compare to those of a broad-based securities market index. Updated performance information is available at virtus.com or by calling 800-243-1574.

Calendar year total returns for Class I Shares (includes returns of a predecessor fund)

Returns do not reflect sales charges applicable to other share classes and would be lower if they did.



Best Quarter: Q2/2020: 27.84% Worst Quarter: Q3/2011: -22.30% Year to Date (3/31/21): -1.82%

Average Annual Total Returns (for the periods ended 12/31/20; includes returns of a predecessor fund)

Returns reflect deduction of maximum sales charges and full redemption at end of periods shown.

	1 Year	5 Years	10 Years
Class I			
Return Before Taxes	39.01%	17.17%	13.02%
Return After Taxes on Distributions	38.46%	14.72%	9.56%
Return After Taxes on Distributions and Sale of Fund Shares	23.36%	13.06%	9.45%
Class A			
Return Before Taxes	31.35%	15.74%	12.25%
Russell 2000® Growth Index (reflects no deduction for fees, expenses or taxes)	34.63%	16.36%	13.48%

The Russell 2000® Growth Index is a market capitalization-weighted index of growth-oriented stocks of the smallest 2,000 companies in the Russell universe, which comprises the 3,000 largest U.S. companies. The index is calculated on a total-return basis with dividends reinvested. The index is unmanaged and not available for direct investment.

After-tax returns are calculated using the historical highest individual federal marginal income tax rates and do not reflect the impact of state and local taxes. After-tax returns are shown only for Class I Shares; after-tax returns for other classes will vary. Actual after-tax returns depend on the investor's tax situation and may differ from those shown. After-tax returns are not relevant to investors who hold fund shares in tax-deferred accounts or to shares held by non-taxable entities.

Management

The fund's investment adviser is Virtus Fund Advisers, LLC.

The fund's subadviser is Silvant Capital Management LLC ("Silvant").

Portfolio Management

- > **Sandeep Bhatia, PhD, CFA**, Managing Director of Silvant, has co-managed the fund since 2011.
- > **Michael A. Sansoterra**, Chief Investment Officer of Silvant, has co-managed the fund since 2007.

Purchase and Sale of Fund Shares

Minimum initial investments applicable to Class A Shares:

- \$2,500, generally
- \$100 for Individual Retirement Accounts (IRAs), systematic purchase or exchange accounts
- No minimum for defined contribution plans, asset-based fee programs, profit-sharing plans or employee benefit plans.

Minimum additional investments applicable to Class A Shares:

- \$100, generally
- No minimum for defined contribution plans, asset-based fee programs, profit-sharing plans or employee benefit plans.

For Class I Shares, the minimum initial purchase is \$100,000; there is no minimum for additional purchases.

In general, you may buy or sell shares of the fund by mail or telephone on any business day. You also may buy and sell shares through a financial professional, broker-dealer or other financial intermediary.

Taxes

The fund's distributions are taxable to you as either ordinary income or capital gains, except when your investment is through a tax-deferred arrangement, such as a 401(k) plan or an individual retirement account. Such tax-deferred arrangements may be taxed later upon withdrawal of monies from those arrangements.

Payments to Broker-Dealers and Other Financial Intermediaries

If you purchase the fund through a broker-dealer or other financial intermediary (such as a bank), the fund and its related companies may pay the intermediary for the sale of fund shares and related services. These payments may create a conflict of interest by influencing the broker-dealer or other intermediary and your financial professional to recommend the fund over another investment.

Ask your financial professional or visit your financial intermediary's website for more information.

Virtus Zevenbergen Innovative Growth Stock Fund

Investment Objective

The fund has an investment objective of seeking to provide long-term capital appreciation.

Fees and Expenses

The tables below illustrate the fees and expenses that you may pay if you buy and hold shares of the fund. You may qualify for sales charge discounts if you and your family invest, or agree to invest in the future, at least \$50,000 in Virtus Funds. Information about these and other discounts is available: (i) from your financial professional or other financial intermediary; (ii) under "Sales Charges" on page 151 of the fund's statutory prospectus; (iii) with respect to purchase of shares through specific intermediaries, in Appendix A to the fund's statutory prospectus, entitled "Intermediary Sales Charge Discounts and Waivers;" and (iv) under "Alternative Purchase Arrangements" on page 123 of the fund's statement of additional information.

The Virtus Zevenbergen Innovative Growth Stock Fund, a series of Virtus Asset Trust, is the successor of the RidgeWorth Innovative Growth Stock Fund, a series of RidgeWorth Funds ("Predecessor Fund"), resulting from a reorganization of the Predecessor Fund with and into the fund.

Shareholder Fees (fees paid directly from your investment)	Class A	Class I	Class R6
Maximum Sales Charge (load) Imposed on Purchases (as a percentage of offering price)	5.50%	None	None
Maximum Deferred Sales Charge (load) (as a percentage of the lesser of purchase price or redemption proceeds)	None	None	None

Annual Fund Operating Expenses (expenses that you pay each year as a percentage of the value of your investment)	Class A	Class I	Class R6
Management Fees	0.78%	0.78%	0.78%
Distribution and Shareholder Servicing (12b-1) Fees	0.25%	None	None
Other Expenses	0.30%	0.29%	0.25%
Total Annual Fund Operating Expenses	1.33%	1.07%	1.03%
Less: Fee Waivers and/or Expense Reimbursements ^(a)	(0.08)%	(0.07)%	(0.13)%
Total Annual Fund Operating Expenses After Expense Reimbursements ^(a)	1.25%	1.00%	0.90%

- (a) The fund's investment adviser has contractually agreed to limit the fund's total operating expenses (excluding certain expenses, such as front-end or contingent deferred sales charges, taxes, leverage and borrowing expenses (such as commitment, amendment and renewal expenses on credit or redemption facilities), interest, brokerage commissions, expenses incurred in connection with any merger or reorganization, unusual or infrequently occurring expenses (such as litigation), acquired fund fees and expenses, and dividend expenses, if any) so that such expenses do not exceed 1.25% for Class A Shares, 1.00% for Class I Shares and 0.90% for Class R6 Shares through April 30, 2022. Following the contractual period, the adviser may discontinue these expense reimbursement arrangements at any time. Under certain conditions, the adviser may recapture operating expenses reimbursed and/or fees waived under these arrangements for a period of three years following the date such waiver or reimbursement occurred, provided that the recapture does not cause the fund to exceed its expense limit in effect at the time of the waiver or reimbursement, or at the time of recapture.

Example

This example is intended to help you compare the cost of investing in the fund with the cost of investing in other mutual funds. The example assumes that you invest \$10,000 in the fund for the time periods indicated and then redeem all of your shares at the end of those periods or continued to hold them. The example also assumes that your investment has a 5% return each year, that the fund's operating expenses remain the same and that the expense reimbursement agreement remains in place for the contractual period. Although your actual costs may be higher or lower, based on these assumptions your costs would be:

	Share Status	1 Year	3 Years	5 Years	10 Years
Class A	Sold or Held	\$670	\$941	\$1,231	\$2,057
Class I	Sold or Held	\$102	\$333	\$583	\$1,299
Class R6	Sold or Held	\$92	\$315	\$556	\$1,248

Portfolio Turnover

The fund pays transaction costs, such as commissions, when it buys and sells securities (or “turns over” its portfolio). A higher portfolio turnover rate may indicate higher transaction costs and may result in higher taxes when fund shares are held in a taxable account. These costs, which are not reflected in annual fund operating expenses or in the example, affect the fund’s performance. During the most recent fiscal year, the fund’s portfolio turnover rate was 33% of the average value of its portfolio.

Investments, Risks and Performance

Principal Investment Strategies

Under normal circumstances, the fund invests at least 80% of its net assets (plus any borrowings for investment purposes) in common stocks of U.S. companies and other U.S.-traded equity securities. The fund considers U.S.-traded equity securities to include American Depositary Receipts (“ADRs”), as well as securities that are traded in the U.S. that have been issued by companies established, domiciled or operating in foreign countries. The fund may invest in companies of any size and may invest a portion of its assets in U.S. or non-U.S. issued securities of foreign companies. As a result of its investment strategy, the fund may focus its investments in one or more sectors.

The fund invests primarily in common stocks of companies that exhibit strong revenue, earnings, and/or cash flow growth characteristics. In selecting investments for purchase and sale, the subadviser uses a fundamental research approach to identify innovative companies with favorable prospects for future growth, due to their long-term product differentiation, customer demand, competitive positioning or other differentiating factors. The fund utilizes a variety of traditional and unconventional resources and techniques to identify growth “drivers” for each company and these growth drivers become critical to the ongoing evaluation process. Industry growth dynamics, company competitive positioning, pricing flexibility, and diversified product offerings are evaluated, providing the foundation for further fundamental research to determine the weighting of the fund’s investments. Generally the fund will hold a limited number of securities.

Principal Risks

The fund may not achieve its objective(s), and it is not intended to be a complete investment program. The value of the fund’s investments that supports your share value may decrease. If between the time you purchase shares and the time you sell shares the value of the fund’s investments decreases, you will lose money. Investment values can decrease for a number of reasons. Conditions affecting the overall economy, specific industries or companies in which the fund invests can be worse than expected, and investments may fail to perform as the subadviser expects. As a result, the value of your shares may decrease. Purchase and redemption activities by fund shareholders may impact the management of the fund and its ability to achieve its investment objective(s). The principal risks of investing in the fund are identified below.

- > **Equity Securities Risk.** The value of the stocks held by the fund may be negatively affected by the financial market, industries in which the fund invests, or issuer-specific events. Focus on a particular style or in small or medium-sized companies may enhance that risk.
- > **Foreign Investing Risk.** Investing in foreign securities subjects the fund to additional risks such as increased volatility; currency fluctuations; less liquidity; less publicly available information about the foreign investment; and political, regulatory, economic, and market risk.
- > **Sector Focused Investing Risk.** Events negatively affecting a particular market sector in which the fund focuses its investments may cause the value of the fund’s shares to decrease, perhaps significantly.
- > **Limited Number of Investments Risk.** Because the fund may have a limited number of securities, it may be more susceptible to factors adversely affecting its securities than a fund with a greater number of securities.
- > **Market Volatility Risk.** The value of the securities in the fund may go up or down in response to the prospects of individual companies and/or general economic conditions. Price changes may be short- or long-term. Local, regional or global events such as war, acts of terrorism, the spread of infectious illness or other public health issue, recessions, or other events could have a significant impact on the fund and its investments, including hampering the ability of the fund’s portfolio manager(s) to invest the fund’s assets as intended.
- > **Depositary Receipts Risk.** Investments in foreign companies through depositary receipts may expose the fund to the same risks as direct investments in securities of foreign issuers.

- > **Growth Stocks Risk.** The fund's investments in growth stocks may be more volatile than investments in other types of stocks, or may perform differently from the market as a whole and from other types of stocks.
- > **Redemption Risk.** One or more large shareholders or groups of shareholders may redeem their holdings in the fund, resulting in an adverse impact on remaining shareholders in the fund by causing the fund to take actions it would not otherwise have taken.
- > **Small and Medium Market Capitalization Risk.** The fund's investments in small and medium market capitalization companies may increase the volatility and risk of loss to the fund, as compared with investments in larger, more established companies.

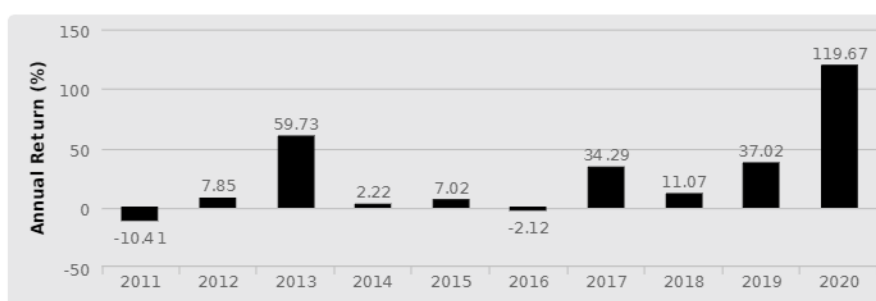
Performance Information

The bar chart and table below provide some indication of the potential risks of investing in the fund. The fund's past performance, before and after taxes, is not necessarily an indication of how the fund will perform in the future. The fund has adopted the past performance of the Predecessor Fund as its own. The Predecessor Fund and the fund have identical investment objectives and strategies.

The bar chart shows changes in the fund's performance from year to year over a 10-year period. The table shows how the fund's average annual returns compare to those of a broad-based securities market index. Updated performance information is available at virtus.com or by calling 800-243-1574.

Calendar year total returns for Class I Shares (includes returns of a predecessor fund)

Returns do not reflect sales charges applicable to other share classes and would be lower if they did.



Best Quarter: Q2/2020: 52.48% Worst Quarter: Q4/2018: -22.49% Year to Date (3/31/21): -7.81%

Average Annual Total Returns (for the periods ended 12/31/20; includes returns of a predecessor fund)

Returns reflect deduction of maximum sales charges and full redemption at end of periods shown.

	1 Year	5 Years	10 Years	Since Inception Class R6 (10/20/20)
Class I				
Return Before Taxes	119.67%	34.46%	22.19%	—
Return After Taxes on Distributions	119.67%	32.36%	20.68%	—
Return After Taxes on Distributions and Sale of Fund Shares	70.84%	27.70%	18.33%	—
Class A				
Return Before Taxes	107.05%	32.64%	21.23%	—
Class R6				
Return Before Taxes	—	—	—	14.95%
Russell 3000® Growth Index (reflects no deduction for fees, expenses or taxes)	38.26%	20.67%	16.93%	9.48%

The Russell 3000® Growth Index is a market capitalization-weighted index that measures the performance of growth-oriented stocks of U.S. companies. The index is calculated on a total-return basis with dividends reinvested. The index is unmanaged and not available for direct investment.

After-tax returns are calculated using the historical highest individual federal marginal income tax rates and do not reflect the impact of state and local taxes. After-tax returns are shown only for Class I Shares; after-tax returns for other classes will vary. Actual after-tax returns depend on the investor's tax situation and may differ from those shown. After-tax returns are not relevant to investors who hold fund shares in tax-deferred accounts or to shares held by non-taxable entities.

Management

The fund's investment adviser is Virtus Fund Advisers, LLC.

The fund's subadviser is Zevenbergen Capital Investments LLC ("Zevenbergen").

Portfolio Management

- > **Brooke de Boutray, CFA, CIC**, Co-Chief Investment Officer, Portfolio Manager and Analyst of Zevenbergen, has co-managed the fund since 2004.
- > **Joseph Dennison, CFA**, a Portfolio Manager and Analyst of Zevenbergen, has co-managed the fund since 2015.
- > **Leslie Tubbs, CFA, CIC**, Portfolio Manager and Analyst of Zevenbergen, has co-managed the fund since 2004.
- > **Anthony Zackery, CFA**, a Portfolio Manager and Analyst of Zevenbergen, has co-managed the fund since 2015.
- > **Nancy Zevenbergen, CFA, CIC**, President, Co-Chief Investment Officer and Analyst of Zevenbergen, has co-managed the fund since 2004.

Purchase and Sale of Fund Shares

Minimum initial investments applicable to Class A Shares:

- \$2,500, generally
- \$100 for Individual Retirement Accounts (IRAs), systematic purchase or exchange accounts
- No minimum for defined contribution plans, asset-based fee programs, profit-sharing plans or employee benefit plans.

Minimum additional investments applicable to Class A Shares:

- \$100, generally
- No minimum for defined contribution plans, asset-based fee programs, profit-sharing plans or employee benefit plans.

For Class I Shares, the minimum initial purchase is \$100,000; there is no minimum for additional purchases.

Class R6 Shares are offered without a minimum initial investment to the following investors in plan level or omnibus accounts only (provided that they do not require or receive any compensation, administrative payments, sub-transfer agency payments or service payments with respect to Class R6 Shares): (i) qualified retirement plans, including, but not limited to, 401(k) plans, 457 plans, employer sponsored 403(b) plans, and defined benefit plans; (ii) banks and trust companies; (iii) insurance companies; (iv) financial intermediaries utilizing such shares in fee-based investment advisory programs; (v) registered investment companies; and (vi) non-qualified deferred compensation plans. Other institutional investors may be permitted to purchase Class R6 Shares subject to the fund's determination of eligibility and may be subject to a \$2,500,000 minimum initial investment requirement.

In general, you can buy or sell shares of the fund by mail or telephone on any business day. You also may buy and sell shares through a financial professional, broker-dealer or other financial intermediary.

Taxes

The fund's distributions are taxable to you as either ordinary income or capital gains, except when your investment is through a tax-deferred arrangement, such as a 401(k) plan or an individual retirement account. Such tax-deferred arrangements may be taxed later upon withdrawal of monies from those arrangements.

Payments to Broker-Dealers and Other Financial Intermediaries

If you purchase the fund through a broker-dealer or other financial intermediary (such as a bank), the fund and its related companies may pay the intermediary for the sale of fund shares and related services. These payments may create a conflict of interest by influencing the broker-dealer or other intermediary and your financial professional to recommend the fund over another investment.

No compensation, administrative payments, sub-transfer agency payments or service payments are paid to brokers or other entities from fund assets or the Distributor's or an affiliate's resources on sales of or investments in Class R6 Shares. Class R6 Shares do not carry sales commissions or pay Rule 12b-1 fees, or make payments to brokers or other entities to assist in, or in connection with, the sale of the fund's shares.

Ask your financial professional or visit your financial intermediary's website for more information.

More Information About Fund Expenses

Virtus Fund Advisers, LLC (“VFA” or the “Adviser”) has contractually agreed to limit the total operating expenses (excluding certain expenses, such as front-end or contingent deferred sales charges, taxes, leverage and borrowing expenses (such as commitment, amendment and renewal expenses on credit or redemption facilities), interest, brokerage commissions, expenses incurred in connection with any merger or reorganization, unusual or infrequently occurring expenses (such as litigation), acquired fund fees and expenses, and dividend expenses, if any) through April 30, 2022 of certain of the funds so that expenses do not exceed, on an annualized basis, the amounts indicated in the following table.

	Class A Shares	Class C Shares	Class I Shares	Class R6 Shares
Virtus Ceredex Large-Cap Value Equity Fund	1.24%	1.72%	0.97%	0.72%
Virtus Ceredex Mid-Cap Value Equity Fund	1.38%	1.79%	1.08%	0.79%
Virtus Ceredex Small-Cap Value Equity Fund	1.49%	1.84%	1.18%	0.88%
Virtus SGA International Growth Fund	1.32%	N/A	1.07%	0.95%
Virtus Seix Core Bond Fund	0.64%	N/A	0.50%	0.36%
Virtus Seix Corporate Bond Fund	0.95%	1.65%	0.70%	0.43%
Virtus Seix Floating Rate High Income Fund	0.94%	1.52%	0.62%	0.52%
Virtus Seix High Grade Municipal Bond Fund	0.73%	N/A	0.58%	N/A
Virtus Seix High Income Fund	0.93%	N/A	0.68%	0.59%
Virtus Seix High Yield Fund	0.82%	N/A	0.64%	0.53%
Virtus Seix Investment Grade Tax-Exempt Bond Fund	0.71%	N/A	0.56%	N/A
Virtus Seix Short-Term Bond Fund	0.80%	1.57%	0.60%	N/A
Virtus Seix Short-Term Municipal Bond Fund	0.54%	N/A	0.37%	N/A
Virtus Seix Total Return Bond Fund	0.70%	N/A	0.46%	0.31%
Virtus Seix U.S. Government Securities Ultra-Short Bond Fund	0.66%	N/A	0.41%	0.26%
Virtus Seix U.S. Mortgage Fund	0.90%	1.65%	0.70%	N/A
Virtus Seix Ultra-Short Bond Fund	0.65%	N/A	0.40%	N/A
Virtus Silvant Large-Cap Growth Stock Fund	1.23%	N/A	0.97%	0.90%
Virtus Silvant Small-Cap Growth Stock Fund	1.27%	N/A	1.15%	N/A
Virtus Zevenbergen Innovative Growth Stock Fund	1.25%	N/A	1.00%	0.90%

Following the contractual period, VFA may discontinue these and/or prior arrangements at any time. Under certain conditions, the adviser may recapture operating expenses reimbursed and/or fees waived under these arrangements for a period of three years following the date such waiver or reimbursement occurred, provided that the recapture does not cause the applicable fund(s) to exceed its expense limit in effect at the time of the waiver or reimbursement, or at the time of recapture.

For those funds operating under an expense reimbursement arrangement or fee waiver or recoupment by the adviser of expenses previously reimbursed or waived during the prior fiscal year, total (net) fund operating expenses, including acquired fund fees and expenses, if any, after effect of any expense reimbursement and/or fee waivers or recoupment by the adviser of expenses previously reimbursed or waived were:

	Class A Shares	Class C Shares	Class I Shares	Class R6 Shares
Virtus Ceredex Large-Cap Value Equity Fund	1.24%	1.72%	0.97%	0.72%
Virtus Ceredex Mid-Cap Value Equity Fund	1.31% ^(a)	1.79%	1.04% ^(a)	0.79%
Virtus Ceredex Small-Cap Value Equity Fund	1.48% ^{(a)(b)}	1.90% ^(b)	1.21% ^(b)	0.88%
Virtus SGA International Growth Fund	1.42% ^(b)	N/A	1.17% ^(b)	1.08% ^(b)
Virtus Seix Core Bond Fund	0.64%	N/A	0.50%	0.36%
Virtus Seix Corporate Bond Fund	0.96%	1.66%	0.71%	0.44%
Virtus Seix Floating Rate High Income Fund	0.96% ^(a)	1.54%	0.64%	0.54%
Virtus Seix High Grade Municipal Bond Fund	0.78% ^(b)	N/A	0.63% ^(b)	N/A
Virtus Seix High Income Fund	0.93%	N/A	0.68%	0.59%
Virtus Seix High Yield Fund	0.82%	N/A	0.64%	0.53%
Virtus Seix Investment Grade Tax-Exempt Bond Fund	0.75% ^(b)	N/A	0.60% ^(b)	N/A
Virtus Seix Short-Term Bond Fund	0.80%	1.39%	0.60%	N/A
Virtus Seix Short-Term Municipal Bond Fund	0.67% ^(b)	N/A	0.50% ^(b)	N/A
Virtus Seix Total Return Bond Fund	0.70%	N/A	0.46%	0.31%
Virtus Seix U.S. Government Securities Ultra-Short Bond Fund	0.67% ^(a)	N/A	0.42%	0.27%
Virtus Seix U.S. Mortgage Fund	0.91%	1.66%	0.71%	N/A
Virtus Seix Ultra-Short Bond Fund	0.66%	N/A	0.41%	N/A
Virtus Silvant Large-Cap Growth Stock Fund	1.23%	N/A	0.97%	0.90%
Virtus Silvant Small-Cap Growth Stock Fund	1.27%	N/A	1.15%	N/A
Virtus Zevenbergen Innovative Growth Stock Fund	1.25%	N/A	1.00%	0.90%

(a) The share class is currently at or under its expense limitation.

(b) Reflects blended rate under current and previous expense reimbursement arrangements.

More Information About Investment Objectives and Principal Investment Strategies

The investment objectives and principal strategies of each fund are described in this section. Each of the following funds has a non-fundamental investment objective. A non-fundamental investment objective may be changed by the Board of Trustees of that fund without shareholder approval. If a fund's investment objective is changed, the prospectus will be supplemented to reflect the new investment objective and shareholders will be provided with at least 60 days advance notice of such change. There is no guarantee that a fund will achieve its objective.

Please see the statement of additional information ("SAI") for additional information about the securities and investment strategies described in this prospectus and about additional securities and investment strategies that may be used by the funds.

Virtus Ceredex Large-Cap Value Equity Fund

Non-Fundamental Investment Objective:

The fund has an investment objective of seeking to provide a high level of capital appreciation. As a secondary goal, the fund also seeks to provide current income.

Principal Investment Strategies:

Under normal circumstances, the fund invests at least 80% of its net assets in U.S.-traded equity securities of large-capitalization companies. U.S.-traded equity securities may include American Depositary Receipts ("ADRs"). As of the date of this prospectus, the fund's subadviser considers large-capitalization companies for this purpose to be those companies that, at the time of initial purchase, have market capitalizations generally within the range of companies included in the Russell 1000[®] Value Index. As of December 31, 2020, the market capitalization range of the companies in the Russell 1000[®] Value Index was \$624 million to \$1.19 trillion. As a result of its investment strategy, the fund's portfolio turnover rate may be 100% or more and the fund may focus its investments in one or more sectors.

In selecting investments for purchase and sale, the subadviser chooses companies that it believes are undervalued in the market relative to the industry sector and the company's own valuation history. The subadviser evaluates potential catalysts that may cause an upward re-rating of the stock's valuation. The common stocks purchased for the fund generally pay dividends at the time of purchase or are expected to pay dividends soon after their purchase.

Temporary Defensive Strategy: If the subadviser does not believe that the market conditions are favorable to the fund's principal investment strategies, the fund may take temporary defensive positions that are inconsistent with its principal investment strategies by investing, without limit, in cash and cash equivalents. When this allocation happens, the fund may not achieve its investment objective.

Please see "More Information About Risks Related to Principal Investment Strategies" for information about the risks of investing in the fund. Please refer to "Additional Risks Associated with Investment Techniques and Fund Operations" for other investment techniques of the fund.

Virtus Ceredex Mid-Cap Value Equity Fund

Non-Fundamental Investment Objective:

The fund has an investment objective of seeking to provide capital appreciation. As a secondary goal, the fund also seeks to provide current income.

Principal Investment Strategies:

Under normal circumstances, the fund invests at least 80% of its net assets in U.S.-traded equity securities of mid-capitalization companies. U.S.-traded equity securities may include American Depositary Receipts (“ADRs”). As of the date of this prospectus, the fund’s subadviser considers mid-capitalization companies for this purpose to be those companies that, at the time of initial purchase, have market capitalizations generally within the range of companies included in the Russell Midcap[®] Index. As of December 31, 2020, the market capitalization range of the companies in the Russell Midcap[®] Index was \$624 million to \$59.7 billion. As a result of its investment strategy, the fund’s portfolio turnover rate may be 100% or more and the fund may focus its investments in one or more sectors.

In selecting investments for purchase and sale, the subadviser chooses companies that it believes are undervalued in the market relative to the industry sector and the company’s own valuation history. The subadviser evaluates potential catalysts that may cause an upward re-rating of the stock’s valuation. The common stocks purchased for the fund generally pay dividends at the time of purchase or are expected to pay dividends soon after their purchase.

Temporary Defensive Strategy: If the subadviser does not believe that the market conditions are favorable to the fund’s principal investment strategies, the fund may take temporary defensive positions that are inconsistent with its principal investment strategies by investing, without limit, in cash and cash equivalents. When this allocation happens, the fund may not achieve its investment objective.

Please see “More Information About Risks Related to Principal Investment Strategies” for information about the risks of investing in the fund. Please refer to “Additional Risks Associated with Investment Techniques and Fund Operations” for other investment techniques of the fund.

Virtus Ceredex Small-Cap Value Equity Fund

Non-Fundamental Investment Objective:

The fund has an investment objective of seeking to provide capital appreciation. As a secondary goal, the fund also seeks to provide current income.

Principal Investment Strategies:

Under normal circumstances, the fund invests at least 80% of its net assets in U.S.-traded equity securities of small-capitalization companies. U.S.-traded equity securities may include American Depositary Receipts ("ADRs"). As of the date of this prospectus, the fund's subadviser considers small-capitalization companies for this purpose to be those companies that, at the time of initial purchase, have market capitalizations generally within the range of companies included in the Russell 2000® Index on a rolling three-year basis. On this basis, as of December 31, 2020, the total market capitalization range of companies included in the Russell 2000® Index over the past three years was \$2.42 million to \$16.95 billion. As a result of its investment strategy, the fund may focus its investments in one or more sectors.

In selecting investments for purchase and sale, the subadviser chooses companies that it believes are undervalued in the market relative to the industry sector and the company's own valuation history. The subadviser evaluates potential catalysts that may cause an upward re-rating of the stock's valuation. The common stocks purchased for the fund generally pay dividends at the time of purchase or are expected to pay dividends soon after their purchase.

Temporary Defensive Strategy: If the subadviser does not believe that the market conditions are favorable to the fund's principal investment strategies, the fund may take temporary defensive positions that are inconsistent with its principal investment strategies by investing, without limit, in cash and cash equivalents. The fund also may invest in investment grade fixed income securities and mid- to large-capitalization common stocks that would not ordinarily be consistent with the fund's objective. When this allocation happens, the fund may not achieve its investment objective.

Please see "More Information About Risks Related to Principal Investment Strategies" for information about the risks of investing in the fund. Please refer to "Additional Risks Associated with Investment Techniques and Fund Operations" for other investment techniques of the fund.

Virtus SGA International Growth Fund

Non-Fundamental Investment Objective:

The fund has an investment objective of seeking to provide long-term capital appreciation.

Principal Investment Strategies:

The fund will invest in securities of issuers located throughout the world. Under normal circumstances, the fund will invest at least 80% of its assets in equity securities of issuers organized, headquartered or doing a substantial amount of business outside the U.S. As of the date of this prospectus, the fund's subadviser, Sustainable Growth Advisers, LP ("SGA"), considers an issuer that has at least 50% of its assets or derives at least 50% of its revenue from business outside the U.S. as doing a substantial amount of business outside the U.S. The fund's policy of investing 80% of its assets in foreign equity securities may be changed only upon 60 days' written notice to shareholders.

SGA uses an investment process to identify companies that it believes have a high degree of predictability, strong profitability and above average earnings and cash flow growth. SGA selects investments for the fund's portfolio that it believes have superior long-term earnings prospects and attractive valuation. To the extent consistent with the fund's investment objective and strategies, the subadviser will consider as an element of its investment research and decision making processes for the fund any environmental, social and/or governance ("ESG") factors that the subadviser believes may influence risks and opportunities of companies under consideration. However, the pursuit of ESG-related goals is not the fund's investment objective, nor one of its investment strategies. Therefore, ESG factors by themselves are not expected to determine investment decisions for the fund. The fund's equity investments may include common stocks, preferred stocks, securities convertible into or exchangeable for common stocks, and depositary receipts. The fund may invest in companies of all market capitalizations. The fund will allocate its assets among various regions and countries, including emerging markets. From time to time, the fund may have a significant portion of its assets invested in the securities of companies in only a few countries or regions. Although the fund seeks investments across a number of sectors, from time to time, the fund may have significant positions in particular sectors.

SGA will sell a portfolio holding when it believes the security's fundamentals deteriorate, its valuation is no longer attractive, or a better investment opportunity arises.

Temporary Defensive Strategy: During periods of rising interest rates, unstable pricing and currency exchange, or in response to extreme market fluctuations, the subadviser, at its discretion, may take temporary defensive positions that are inconsistent with its principal investment strategies by investing part or all of the fund's assets in cash or cash equivalents. When this allocation happens, the fund may not achieve its investment objective.

Please see "More Information About Risks Related to Principal Investment Strategies" for information about the risks of investing in the fund. Please refer to "Additional Risks Associated with Investment Techniques and Fund Operations" for other investment techniques of the fund.

Virtus Seix Core Bond Fund

Non-Fundamental Investment Objective:

The fund has an investment objective of seeking to maximize long term total return through a combination of current income and capital appreciation, consistent with capital preservation.

Principal Investment Strategies:

The fund invests in various types of income-producing debt instruments including mortgage- and asset-backed securities, government and agency obligations, and corporate obligations. The fund may invest in debt obligations of U.S. and non-U.S. issuers, including investment grade rated emerging market debt. The fund's investment in non-U.S. issuers may at times be significant.

Under normal circumstances, the fund invests at least 80% of its net assets (plus any borrowings for investment purposes) in investment grade fixed income securities. These investments will be chosen from the broad universe of available fixed income instruments rated investment grade, or unrated securities that the subadviser believes are of comparable quality.

A security's rating will be governed by the Barclays methodology as follows: when Standard & Poor's Financial Services LLC, Moody's Investors Service, Inc. and Fitch, Inc. provide a rating, the subadviser will use the middle rating of the three; if only two of those three rating agencies rate the security, the subadviser will use the lowest rating; if only one rating agency assigns a rating, the subadviser will use that rating. If none of the three provide a rating, the subadviser may rely on a rating provided by another nationally recognized statistical ratings organization ("NRSRO").

There are no limits on the fund's average-weighted maturity or on the remaining maturities of individual assets in which the fund may invest. The subadviser may retain investments if the rating of the instrument falls below investment grade if the subadviser deems retention of the investment to be in the best interest of the fund. Such instruments are sometimes referred to as "junk bonds." The fund may also invest a portion of its assets in instruments that are restricted as to resale. As a result of its investment strategy, the fund's portfolio turnover rate may be 100% or more.

In selecting investments for purchase and sale, the subadviser generally selects a greater weighting in corporate obligations and mortgage-backed securities relative to the fund's comparative benchmark, and a lower relative weighting in U.S. Treasury and government agency issues.

The subadviser anticipates that the fund's modified-adjusted duration will mirror that of the Bloomberg Barclays U.S. Aggregate Bond Index, plus or minus 20%. For example, if the duration of the Bloomberg Barclays U.S. Aggregate Bond Index is 5 years, the fund's duration may be 4–6 years. As of December 31, 2020, the duration of the Bloomberg Barclays U.S. Aggregate Bond Index was 6.22 years. Duration measures a bond or fund's sensitivity to interest rate or other changes (such as changes in a bond's yield) and is expressed as a number of years. The higher the number, the greater the risk. Under normal circumstances, for example, if a portfolio has a duration of 5 years, its value will change by 5% if yields change by 1%. Shorter duration bonds generally result in lower expected volatility.

In addition, to implement its investment strategy, the fund may buy or sell derivative instruments (such as swaps, including credit default swaps, futures, credit linked notes, options, inverse floaters, and warrants) to use as a substitute for a purchase or sale of a position in the underlying assets and/or as part of a strategy designed to reduce exposure to other risks, such as interest rate or credit risks. The fund may also utilize Treasury Inflation Protection Securities ("TIPS") opportunistically. The fund may count the market value of certain derivatives with investment grade fixed income characteristics and TIPS towards its policy to invest, under normal circumstances, at least 80% of its net assets in fixed income securities.

To the extent consistent with the fund's investment objective and strategies, the subadviser may consider as an element of its investment research and decision making processes for the fund any environmental, social and/or governance ("ESG") factors that the subadviser believes may influence risks and rewards of companies under consideration. However, the pursuit of ESG-related goals is not the fund's investment objective, nor one of its investment strategies. Therefore, ESG factors by themselves are not expected to determine investment decisions for the fund.

Temporary Defensive Strategy: If the subadviser does not believe that the market conditions are favorable to the fund's principal investment strategies, the fund may take temporary defensive positions that are inconsistent with its principal investment strategies by investing, without limit, in cash and cash equivalents. When this allocation happens, the fund may not achieve its investment objective.

Please see “More Information About Risks Related to Principal Investment Strategies” for information about the risks of investing in the fund. Please refer to “Additional Risks Associated with Investment Techniques and Fund Operations” for other investment techniques of the fund.

Virtus Seix Corporate Bond Fund

Non-Fundamental Investment Objective:

The fund has an investment objective of seeking to maximize long term total return through a combination of current income and capital appreciation, consistent with capital preservation.

Principal Investment Strategies:

The fund primarily invests in a diversified portfolio of U.S. dollar denominated corporate obligations and other fixed income instruments that are rated investment grade (BBB-/Baa3 or better) or unrated instruments that the subadviser believes are of comparable quality. There are no limits on the fund's average-weighted maturity or on the remaining maturities of individual instruments in which the fund may invest.

Under normal circumstances, the fund invests at least 80% of its net assets (plus any borrowings for investment purposes) in corporate bonds. The fund may also invest in U.S. Treasury and agency obligations, floating rate loans, and below investment grade, high yield debt obligations (sometimes referred to as "junk bonds"), including emerging market securities. The fund may invest in U.S. dollar denominated obligations of U.S. and non-U.S. issuers. The fund may invest a portion of its assets in instruments that are restricted as to resale.

A security's rating will be governed by the Barclays methodology as follows: when Standard & Poor's Financial Services LLC, Moody's Investors Service, Inc. and Fitch, Inc. provide a rating, the subadviser will use the middle rating of the three; if only two of those three rating agencies rate the security, the subadviser will use the lowest rating; if only one rating agency assigns a rating, the subadviser will use that rating. If none of the three provide a rating, the subadviser may rely on a rating provided by another nationally recognized statistical ratings organization ("NRSRO"). The fund will maintain an overall credit quality of investment grade or better.

Buy and sell decisions are based on a wide number of factors that determine the risk-reward profile of each investment within the context of the broader portfolio. The subadviser attempts to identify investment grade corporate bonds offering above-average total return. In selecting corporate debt investments for purchase and sale, the subadviser seeks out companies with good fundamentals and above-average return prospects that are currently priced at attractive levels. The primary basis for asset selection is the potential income offered by the asset relative to the subadviser's assessment of the issuer's ability to generate the cash flow required to meet its obligations. The subadviser employs a "bottom-up" approach, identifying potential investment opportunities based on the underlying financial and economic fundamentals of the specific issuer.

The subadviser anticipates that the fund's modified-adjusted-duration will mirror that of the Bloomberg Barclays U.S. Corporate Investment Grade Index, plus or minus 20%. For example, if the duration of the Bloomberg Barclays U.S. Corporate Investment Grade Index is 5 years, the fund's duration may be 4–6 years. As of December 31, 2020, the Bloomberg Barclays U.S. Corporate Investment Grade Index duration was 8.84 years. Duration measures a bond or fund's sensitivity to interest rate or other changes (such as changes in a bond's yield) and is expressed as a number of years. The higher the number, the greater the risk. Under normal circumstances, for example, if a portfolio has a duration of 5 years, its value will change by 5% if yields change by 1%. Shorter duration bonds generally result in lower expected volatility.

In addition, to implement its investment strategy, the fund may buy or sell derivative instruments (such as foreign currency forward contracts, swaps, including credit default swaps, futures, credit linked notes, options, inverse floaters and warrants) to use as a substitute for a purchase or sale of a position in the underlying assets and/or as part of a strategy designed to reduce exposure to other risks, such as interest rate or credit risks. The fund may count the value of certain derivatives with corporate bond characteristics towards its policy to invest, under normal circumstances, at least 80% of its net assets in corporate bonds.

While the fund generally does not invest in equity securities, equity securities may be obtained through a restructuring of a debt security held in the fund and may be retained in the fund if the subadviser deems it to be in the fund's best interests.

To the extent consistent with the fund's investment objective and strategies, the subadviser may consider as an element of its investment research and decision making processes for the fund any environmental, social and/or governance ("ESG") factors that the subadviser believes may influence risks and rewards of companies under consideration. However, the pursuit of ESG-related goals is not the fund's investment objective, nor one of its investment strategies. Therefore, ESG factors by themselves are not expected to determine investment decisions for the fund.

Temporary Defensive Strategy: If the subadviser does not believe that the market conditions are favorable to the fund's principal investment strategies, the fund may take temporary defensive positions that are inconsistent with its principal investment strategies by investing, without limit, in cash and cash equivalents. When this allocation happens, the fund may not achieve its investment objective.

Please see "More Information About Risks Related to Principal Investment Strategies" for information about the risks of investing in the fund. Please refer to "Additional Risks Associated with Investment Techniques and Fund Operations" for other investment techniques of the fund.

Virtus Seix Floating Rate High Income Fund

Non-Fundamental Investment Objective:

The fund has an investment objective of attempting to provide a high level of current income.

Principal Investment Strategies:

Under normal circumstances, the fund invests at least 80% of its net assets (plus any borrowings for investment purposes) in a combination of first- and second-lien senior floating rate loans and other floating rate debt instruments.

These loans are loans made by banks and other large financial institutions to various companies and are senior in the borrowing companies' capital structure. Coupon rates are generally floating, not fixed, and are tied to a benchmark lending rate, the most popular of which is the London Interbank Offered Rate ("LIBOR") or are set at a specified floor, whichever is higher. LIBOR is based on rates that contributor banks in London charge each other for interbank deposits and is typically used to set coupon rates on floating rate loans and debt securities. The interest rates of these floating rate loans and debt instruments vary periodically based upon a benchmark indicator of prevailing interest rates.

The fund invests all or substantially all of its assets in first- and second-lien senior floating rate loans, or in debt instruments that are rated below investment grade (BBB-/Baa3 or better) by Moody's and Standard & Poor's (sometimes referred to as "junk bonds"), or in comparable unrated instruments. The fund may also invest up to 20% of its net assets in any combination of junior debt instruments or instruments with a lien on collateral lower than a senior claim on collateral, high yield fixed-rate bonds, investment grade fixed income debt obligations, asset-backed securities (such as special purpose trusts investing in bank loans), money market securities and repurchase agreements. The fund may invest a portion of its assets in instruments that are restricted as to resale.

In selecting investments for purchase and sale, the subadviser will emphasize loans and instruments which are within the segment of the high yield market it has targeted, which are loans and instruments rated below investment grade or unrated loans and instruments that the subadviser believes are of comparable quality.

The fund may invest up to 20% of its total assets in senior loans made to non-U.S. borrowers provided that no more than 5% of the portfolio's loans are non-U.S. dollar denominated. There are no limits on the fund's average-weighted maturity or on the remaining maturities of individual instruments in which the fund may invest. The fund may also engage in certain hedging transactions.

In order to meet short-term liquidity needs, the fund employs a variety of techniques, such as investing in highly-liquid fixed income instruments and holding a portion of its assets in cash. Although not a principal investment strategy, the fund may, under certain market conditions, borrow an amount up to 33 1/3% of its total assets (including the amount borrowed) for investment purposes, to meet redemption requests and for temporary, extraordinary or emergency purposes.

Some types of senior loans in which the fund may invest require that an open loan for a specific amount be continually offered to a borrower. These types of senior loans are commonly referred to as revolvers. Because revolvers contractually obligate the lender (and therefore those with an interest in the loan) to fund the revolving portion of the loan at the borrower's discretion, the fund must have funds sufficient to cover its contractual obligation. Therefore, the fund will maintain, on a daily basis, high-quality, liquid assets in an amount at least equal in value to its contractual obligation to fulfill the revolving senior loan. The fund will not encumber any assets that are otherwise encumbered.

In addition, to implement its investment strategy, the fund may buy or sell derivative instruments (such as swaps, including credit default swaps, futures, credit linked notes, options and warrants) to use as a substitute for a purchase or sale of a position in the underlying assets and/or as part of a strategy designed to reduce exposure to other risks, such as interest rate or credit risks. The fund may count the value of certain derivatives with floating rate loan or high yield bond characteristics towards its policy to invest, under normal circumstances, at least 80% of its net assets in a combination of first- and second-lien senior floating rate loans and other floating rate debt instruments.

While the fund generally does not invest in equity securities, equity securities may be obtained through a restructuring of a debt instrument or loan held in the fund and may be retained in the fund if the subadviser deems it to be in the fund's best interests.

To the extent consistent with the fund's investment objective and strategies, the subadviser may consider as an element of its investment research and decision making processes for the fund any environmental, social and/or governance ("ESG") factors that the subadviser believes may influence risks and rewards of companies under consideration.

However, the pursuit of ESG-related goals is not the fund's investment objective, nor one of its investment strategies. Therefore, ESG factors by themselves are not expected to determine investment decisions for the fund.

Temporary Defensive Strategy: If the subadviser does not believe that the market conditions are favorable to the fund's principal investment strategies, the fund may take temporary defensive positions that are inconsistent with its principal investment strategies by holding cash or investing, without limit, in cash equivalents or other fixed income instruments. When this allocation happens, the fund may not achieve its investment objective.

Please see "More Information About Risks Related to Principal Investment Strategies" for information about the risks of investing in the fund. Please refer to "Additional Risks Associated with Investment Techniques and Fund Operations" for other investment techniques of the fund.

Virtus Seix High Grade Municipal Bond Fund

Non-Fundamental Investment Objective:

The fund has an investment objective of seeking to maximize total return through current income that is exempt from federal income taxes and capital appreciation consistent with capital preservation.

Principal Investment Strategies:

Under normal circumstances, the fund invests at least 80% of its net assets (plus any borrowings for investment purposes) in investment grade (BBB-/Baa3 or better) municipal securities, including securities subject to the U.S. federal alternative minimum tax, with income exempt from regular U.S. federal income tax. The fund may invest its remaining assets in cash, cash equivalents and certain taxable debt instruments. There are no limits on the fund's effective maturity or on the remaining maturities of individual securities in which the fund may invest. As a result of its investment strategy, the fund's portfolio turnover rate may be 100% or more.

In selecting investments for purchase and sale, the subadviser tries to manage risk as much as possible. Based on the subadviser's analysis of municipalities, credit risk, market trends and investment cycles, the subadviser attempts to invest more of the fund's assets in undervalued municipal securities and less in overvalued municipal securities taking into consideration maturity, sector, credit, state and supply and demand levels.

The subadviser also attempts to identify and invest in municipal issuers with improving credit and avoid those with deteriorating credit. The fund invests in securities rated investment grade by at least one nationally recognized statistical rating organization or unrated securities that the subadviser believes are of comparable quality. The subadviser may retain securities if the rating of the security falls below investment grade and the subadviser deems retention of the security to be in the best interests of the Fund.

In addition, to implement its investment strategy, the fund may buy or sell derivative instruments (such as treasury futures) to use as part of a strategy designed to reduce exposure to other risks, such as interest rate or credit risks.

Temporary Defensive Strategy: If the subadviser does not believe that the market conditions are favorable to the fund's principal investment strategies, the fund may take temporary defensive positions that are inconsistent with its principal investment strategies by holding taxable securities, retaining cash or investing part or all of its assets in cash equivalents. When this allocation happens, the fund may not achieve its investment objective.

Please see "More Information About Risks Related to Principal Investment Strategies" for information about the risks of investing in the fund. Please refer to "Additional Risks Associated with Investment Techniques and Fund Operations" for other investment techniques of the fund.

Virtus Seix High Income Fund

Non-Fundamental Investment Objective:

The fund has an investment objective of seeking high current income and, secondarily, total return (comprised of capital appreciation and income).

Principal Investment Strategies:

The fund invests primarily in a diversified portfolio of higher yielding, lower-rated income-producing debt instruments, including corporate obligations, floating rate loans and other debt obligations. The fund may invest in debt obligations of U.S. and non-U.S. issuers, including emerging market corporate debt. The fund's investment in non-U.S. issuers may at times be significant. There are no limits on the fund's average-weighted maturity or on the remaining maturities of individual instruments in which the fund may invest. The fund will invest at least 65%, and may invest up to 100%, of its assets in securities rated below investment grade by the ICE BofAML US Cash Pay High Yield Index or in unrated securities that the subadviser believes are of comparable quality. Such securities are commonly known as "junk bonds" and present greater risks than investment grade debt securities. The fund may also invest a portion of its assets in instruments that are restricted as to resale. As a result of its investment strategy, the fund's portfolio turnover rate may be 100% or more.

In selecting investments for purchase and sale, the subadviser employs a research driven process designed to identify value areas within the high yield market. The subadviser seeks to identify securities that generally meet the following criteria: (i) industries that have sound fundamentals; (ii) companies that have good business prospects and increasing credit strength; and (iii) issuers with stable or growing cash flows and effective management.

In addition, to implement its investment strategy, the fund may buy or sell derivative instruments (such as foreign currency forward contracts, swaps, including credit default swaps, futures, credit linked notes, options, inverse floaters and warrants) to use as a substitute for a purchase or sale of a position in the underlying assets and/or as part of a strategy designed to reduce exposure to other risks, such as interest rate or credit risks. The fund may count the value of certain derivatives with below investment grade fixed income characteristics towards its policy to invest, under normal circumstances, at least 65% of its net assets in non-investment grade fixed income securities.

To the extent consistent with the fund's investment objective and strategies, the subadviser may consider as an element of its investment research and decision making processes for the fund any environmental, social and/or governance ("ESG") factors that the subadviser believes may influence risks and rewards of companies under consideration. However, the pursuit of ESG-related goals is not the fund's investment objective, nor one of its investment strategies. Therefore, ESG factors by themselves are not expected to determine investment decisions for the fund.

Temporary Defensive Strategy: If the subadviser does not believe that the market conditions are favorable to the fund's principal investment strategies, the fund may take temporary defensive positions that are inconsistent with its principal investment strategies by holding cash or investing, without limit, in cash equivalents or other fixed income securities. When this allocation happens, the fund may not achieve its investment objective.

Please see "More Information About Risks Related to Principal Investment Strategies" for information about the risks of investing in the fund. Please refer to "Additional Risks Associated with Investment Techniques and Fund Operations" for other investment techniques of the fund.

Virtus Seix High Yield Fund

Non-Fundamental Investment Objective:

The fund has an investment objective of seeking high income and, secondarily, capital appreciation.

Principal Investment Strategies:

Under normal circumstances, the fund invests in various types of lower-rated, higher yielding debt instruments, including corporate obligations, floating rate loans and other debt obligations. The fund may invest in debt obligations of U.S. and non-U.S. issuers, including emerging market debt. The fund's investment in non-U.S. issuers may at times be significant.

Under normal circumstances, the fund invests at least 80% of its net assets (plus any borrowings for investment purposes) in high yield securities. These securities will be chosen from the broad universe of available U.S. dollar denominated, high yield securities rated below investment grade by the ICE BofAML US Cash Pay High Yield Index or unrated securities that the subadviser believes are of comparable quality. Such securities are commonly known as "junk bonds" and present greater risks than investment grade bonds. Although the fund seeks to achieve its investment objective primarily through investment in high yield securities, the fund may invest up to 20% of its net assets in investment grade instruments.

The fund will be managed with a duration that is close to the fund's comparative benchmark, the ICE BofAML US High Yield BB-B Constrained Index, which is generally between 3 and 6 years. Duration measures a bond or fund's sensitivity to interest rate or other changes (such as changes in a bond's yield) and is expressed as a number of years. The higher the number, the greater the risk. Under normal circumstances, for example, if a portfolio has a duration of five years, its value will change by 5% if yields change by 1%. Shorter duration bonds generally result in lower expected volatility. The fund may also invest a portion of its assets in instruments that are restricted as to resale.

In selecting investments for purchase and sale, the subadviser employs a research driven process designed to identify value areas within the high yield market and attempts to identify lower-rated, higher yielding bonds offering above-average total return. Additionally, the subadviser will emphasize securities which are within the segment of the high yield market it has targeted for emphasis, which are "BB" and "B" rated issuers. The subadviser seeks to identify securities that generally meet the following criteria: (1) industries that have sound fundamentals; (2) companies that have good business prospects and increasing credit strength; and (3) issuers with stable or growing cash flows and effective management.

In addition, to implement its investment strategy, the fund may buy or sell derivative instruments (such as swaps, including credit default swaps, futures and warrants) to use as a substitute for a purchase or sale of a position in the underlying assets and/or as part of a strategy designed to reduce exposure to other risks, such as interest rate or credit risks. The fund may count the value of certain derivatives with below investment grade fixed income characteristics towards its policy to invest, under normal circumstances, at least 80% of its net assets in high yield securities.

While the fund generally does not invest in equity securities, equity securities may be obtained through a restructuring of a debt security held in the fund and may be retained in the fund if the subadviser deems it to be in the fund's best interests.

To the extent consistent with the fund's investment objective and strategies, the subadviser may consider as an element of its investment research and decision making processes for the fund any environmental, social and/or governance ("ESG") factors that the subadviser believes may influence risks and rewards of companies under consideration. However, the pursuit of ESG-related goals is not the fund's investment objective, nor one of its investment strategies. Therefore, ESG factors by themselves are not expected to determine investment decisions for the fund.

Temporary Defensive Strategy: If the subadviser does not believe that the market conditions are favorable to the fund's principal investment strategies, the fund may take temporary defensive positions that are inconsistent with its principal investment strategies by holding cash or investing, without limit, in cash equivalents or other fixed income securities. When this allocation happens, the fund may not achieve its investment objective.

Please see "More Information About Risks Related to Principal Investment Strategies" for information about the risks of investing in the fund. Please refer to "Additional Risks Associated with Investment Techniques and Fund Operations" for other investment techniques of the fund.

Virtus Seix Investment Grade Tax-Exempt Bond Fund

Non-Fundamental Investment Objective:

The fund has an investment objective of seeking to maximize high total return through current income that is exempt from federal income taxes and capital appreciation consistent with capital preservation.

Principal Investment Strategies:

The fund invests at least 80% of its net assets (plus any borrowings for investment purposes) in investment grade tax-exempt obligations, such as municipal securities, including securities subject to the U.S. federal alternative minimum tax. The issuers of these securities may be located in any U.S. state, territory or possession. The fund may invest up to 20% of its assets in securities subject to the U.S. federal alternative minimum tax. The fund may also invest a portion of its net assets in certain taxable debt instruments. As a result of its investment strategy, the fund's portfolio turnover rate may be 100% or more.

In selecting investments for purchase and sale, the subadviser tries to manage risk as much as possible. Based on the subadviser's analysis of municipalities, credit risk, market trends and investment cycles, the subadviser attempts to invest more of the fund's assets in undervalued municipal securities and less in overvalued municipal securities taking into consideration maturity, sector, credit, state and supply and demand levels.

The subadviser also attempts to identify and invest in municipal issuers with improving credit and avoid those with deteriorating credit. The subadviser anticipates that the fund's effective maturity will range from 4 to 10 years but there is no limit on the maturities of individual securities in which the fund may invest. The fund invests in securities rated investment grade by at least one nationally recognized statistical rating organization or unrated securities that the subadviser believes are of comparable quality. The subadviser may retain securities if the rating of the security falls below investment grade and the subadviser deems retention of the security to be in the best interests of the fund.

In addition, to implement its investment strategy, the fund may buy or sell derivative instruments (such as treasury futures) to use as part of a strategy designed to reduce exposure to other risks, such as interest rate or credit risks.

Temporary Defensive Strategy: If the subadviser does not believe that the market conditions are favorable to the fund's principal investment strategies, the fund may take temporary defensive positions that are inconsistent with its principal investment strategies by holding taxable securities, retaining cash or investing part or all of its assets in cash equivalents. When this allocation happens, the fund may not achieve its investment objective.

Please see "More Information About Risks Related to Principal Investment Strategies" for information about the risks of investing in the fund. Please refer to "Additional Risks Associated with Investment Techniques and Fund Operations" for other investment techniques of the fund.

Virtus Seix Short-Term Bond Fund

Non-Fundamental Investment Objective:

The fund has an investment objective of seeking to maximize long term total return through a combination of current income and capital appreciation, consistent with capital preservation.

Principal Investment Strategies:

Under normal circumstances, the fund invests at least 80% of its net assets (plus any borrowings for investment purposes) in a diversified portfolio of short- to medium-term investment grade U.S. Treasury, corporate debt, mortgage-backed and asset-backed securities. These securities may be rated investment grade by at least one nationally recognized statistical rating organization or may be unrated securities that the subadviser believes are of comparable quality. The fund's investment in non-U.S. issuers may at times be significant.

A security's rating will be governed by the Barclays methodology as follows: when Standard & Poor's Financial Services LLC, Moody's Investors Service, Inc. and Fitch, Inc. provide a rating, the subadviser will use the middle rating of the three; if only two of those three rating agencies rate the security, the subadviser will use the lowest rating; if only one rating agency assigns a rating, the subadviser will use that rating. If none of the three provide a rating, the subadviser may rely on a rating provided by another nationally recognized statistical ratings organization ("NRSRO").

There are no limits on the fund's average-weighted maturity or on the remaining maturities of individual securities in which the fund may invest. The subadviser anticipates that the fund's modified-adjusted duration will mirror that of the Bloomberg Barclays 1-3 Year Government/Credit Index, plus or minus 20%. For example, if the duration of the Bloomberg Barclays 1-3 Year Government/Credit Index is 1.5 years, the fund's duration may be 1.2 to 1.8 years. As of December 31, 2020, the duration of the Bloomberg Barclays 1-3 Year Government/Credit Index was 1.91 years. Duration measures a bond or fund's sensitivity to interest rate or other changes (such as changes in a bond's yield) and is expressed as a number of years. The higher the number, the greater the risk. Under normal circumstances, for example, if a portfolio has a duration of 5 years, its value will change by 5% if yields change by 1%. Shorter duration bonds generally result in lower expected volatility. The fund may invest a portion of its assets in securities that are restricted as to resale.

The subadviser may retain securities if the rating of the security falls below investment grade and the subadviser deems retention of the security to be in the best interests of the fund. The fund may invest a portion of its assets in securities that are restricted as to resale. As a result of its investment strategies, the fund's portfolio turnover rate may be 100% or more.

In selecting securities for purchase and sale, the subadviser attempts to identify securities that are expected to offer a comparably better investment return for a given level of risk. For example, short-term bonds generally have better returns than money market instruments with a fairly modest increase in risk and/or volatility. The subadviser manages the fund from a total return perspective. That is, the subadviser makes day-to-day investment decisions for the fund with a view towards maximizing returns. The subadviser analyzes, among other things, yields, market sectors and credit risk in an effort to identify attractive investments with attractive risk/reward trade-offs.

In addition, to implement its investment strategy, the fund may buy or sell derivative instruments (such as swaps, including credit default swaps, futures and options) to use as a substitute for a purchase or sale of a position in the underlying assets and/or as part of a strategy designed to reduce exposure to other risks, such as interest rate risk.

To the extent consistent with the fund's investment objective and strategies, the subadviser may consider as an element of its investment research and decision making processes for the fund any environmental, social and/or governance ("ESG") factors that the subadviser believes may influence risks and rewards of companies under consideration. However, the pursuit of ESG-related goals is not the fund's investment objective, nor one of its investment strategies. Therefore, ESG factors by themselves are not expected to determine investment decisions for the fund.

Temporary Defensive Strategy: During periods of rising interest rates, unstable pricing and currency exchange, or in response to extreme market fluctuations, the subadviser, at its discretion, may take temporary defensive positions that are inconsistent with its principal investment strategies by investing part or all of the fund's assets in cash or cash equivalents. When this allocation happens, the fund may not achieve its investment objective.

Please see "More Information About Risks Related to Principal Investment Strategies" for information about the risks of investing in the fund. Please refer to "Additional Risks Associated with Investment Techniques and Fund Operations" for other investment techniques of the fund.

Virtus Seix Short-Term Municipal Bond Fund

Non-Fundamental Investment Objective:

The fund has an investment objective of seeking to maximize total return through (i) current income that is exempt from federal income taxes and (ii) capital appreciation consistent with capital preservation.

Principal Investment Strategies:

Under normal circumstances, the fund invests at least 80% of its net assets (plus any borrowings for investment purposes) in municipal securities, including securities subject to the U.S. federal alternative minimum tax, with the income exempt from regular U.S. federal income tax. The fund will invest primarily in investment grade short-term municipal securities. The issuers of these securities may be located in any U.S. state, territory or possession. The fund may also invest a portion of its net assets in certain taxable debt instruments. The fund expects that it will normally maintain an effective maturity of 3 years or less.

In selecting investments for purchase and sale, the subadviser tries to manage risk as much as possible. Based on the subadviser's analysis of municipalities, credit risk, market trends and investment cycles, the subadviser attempts to invest more of the fund's assets in undervalued municipal securities and less in overvalued municipal securities taking into consideration maturity, sector, credit, state and supply and demand levels.

The subadviser also attempts to identify and invest in municipal issuers with improving credit and avoid those with deteriorating credit. The fund invests in securities rated investment grade by at least one nationally recognized statistical rating organization or unrated securities that the subadviser believes are of comparable quality. The subadviser may retain securities if the rating of the security falls below investment grade and the subadviser deems retention of the security to be in the best interests of the fund.

In addition, to implement its investment strategy, the fund may buy or sell derivative instruments (such as treasury futures) to use as part of a strategy designed to reduce exposure to other risks, such as interest rate or credit risks.

Temporary Defensive Strategy: If the subadviser does not believe that the market conditions are favorable to the fund's principal investment strategies, the fund may take temporary defensive positions that are inconsistent with its principal investment strategies by holding taxable securities, retaining cash or investing part or all of its assets in cash equivalents. When this allocation happens, the fund may not achieve its investment objective.

Please see "More Information About Risks Related to Principal Investment Strategies" for information about the risks of investing in the fund. Please refer to "Additional Risks Associated with Investment Techniques and Fund Operations" for other investment techniques of the fund.

Virtus Seix Total Return Bond Fund

Non-Fundamental Investment Objective:

The fund has an investment objective of seeking to maximize long term total return through a combination of current income and capital appreciation, consistent with capital preservation.

Principal Investment Strategies:

The fund invests in various types of income-producing debt instruments including mortgage- and asset-backed securities, government and agency obligations, corporate obligations and floating rate loans. The fund may invest in debt obligations of U.S. and non-U.S. issuers, including emerging market debt. The fund's investment in non-U.S. issuers may at times be significant.

Under normal circumstances, the fund invests at least 80% of its net assets (plus any borrowings for investment purposes) in fixed income securities. These securities will be chosen from the broad universe of available fixed income obligations rated investment grade (BBB-/Baa3 or better), or unrated instruments that the subadviser believes are of comparable quality.

A security's rating will be governed by the Barclays methodology as follows: when Standard & Poor's Financial Services LLC, Moody's Investors Service, Inc. and Fitch, Inc. provide a rating, the subadviser will use the middle rating of the three; if only two of those three rating agencies rate the security, the subadviser will use the lowest rating; if only one rating agency assigns a rating, the subadviser will use that rating. If none of the three provide a rating, the subadviser may rely on a rating provided by another nationally recognized statistical ratings organization ("NRSRO").

There are no limits on the fund's average-weighted maturity or on the remaining maturities of individual instruments in which the fund may invest. The fund may invest up to 20% of its net assets in below investment grade, high yield debt obligations (sometimes referred to as "junk bonds"). The fund may also invest a portion of its assets in instruments that are restricted as to resale. As a result of its investment strategy, the fund's portfolio turnover rate may be 100% or more.

The subadviser anticipates that the fund's modified-adjusted duration will mirror that of the Bloomberg Barclays U.S. Aggregate Bond Index, plus or minus 20%. For example, if the duration of the Bloomberg Barclays U.S. Aggregate Bond Index is 5 years, the fund's duration may be 4 to 6 years. As of December 31, 2020, the duration of the Bloomberg Barclays U.S. Aggregate Bond Index was 6.22 years. Duration measures a bond or fund's sensitivity to interest rate or other changes (such as changes in a bond's yield) and is expressed as a number of years. The higher the number, the greater the risk. Under normal circumstances, for example, if a portfolio has a duration of 5 years, its value will change by 5% if yields change by 1%. Shorter duration bonds generally result in lower expected volatility.

In selecting investments for purchase and sale, the subadviser generally selects a greater weighting in corporate obligations and mortgage-backed securities relative to the fund's comparative benchmark, and a lower relative weighting in U.S. Treasury and government agency issues.

In addition, to implement its investment strategy, the fund may buy or sell derivative instruments (such as foreign currency forward contracts, swaps, including credit default swaps, futures, credit linked notes, options, inverse floaters and warrants) to use as a substitute for a purchase or sale of a position in the underlying assets and/or as part of a strategy designed to reduce exposure to other risks, such as interest rate or credit risks. The fund may count the value of certain derivatives with investment grade fixed income characteristics towards its policy to invest, under normal circumstances, at least 80% of its net assets in fixed income securities.

While the fund generally does not invest in equity securities, equity securities may be obtained through a restructuring of a debt security held in the fund and may be retained in the fund if the subadviser deems it to be in the fund's best interests.

To the extent consistent with the fund's investment objective and strategies, the subadviser may consider as an element of its investment research and decision making processes for the fund any environmental, social and/or governance ("ESG") factors that the subadviser believes may influence risks and rewards of companies under consideration. However, the pursuit of ESG-related goals is not the fund's investment objective, nor one of its investment strategies. Therefore, ESG factors by themselves are not expected to determine investment decisions for the fund.

Temporary Defensive Strategy: If the subadviser does not believe that the market conditions are favorable to the fund's principal investment strategies, the fund may take temporary defensive positions that are inconsistent with its principal investment strategies by investing, without limit, in cash and cash equivalents. When this allocation happens, the fund may not achieve its investment objective.

Please see "More Information About Risks Related to Principal Investment Strategies" for information about the risks of investing in the fund. Please refer to "Additional Risks Associated with Investment Techniques and Fund Operations" for other investment techniques of the fund.

Virtus Seix U.S. Government Securities Ultra-Short Bond Fund

Non-Fundamental Investment Objective:

The fund has an investment objective of seeking to maximize current income consistent with capital preservation.

Principal Investment Strategies:

Under normal circumstances, the fund invests at least 80% of its net assets (plus any borrowings for investment purposes) in short duration U.S. government securities of any credit quality. These securities may include, but are not limited to, U.S. Treasury securities, U.S. agency securities, U.S. agency mortgage-backed securities, repurchase agreements and other U.S. government securities.

The fund expects to maintain an average effective duration between 3 months and 1 year. Individual purchases will generally be limited to securities with an effective duration of less than 5 years. Duration measures a bond or fund's sensitivity to interest rate or other changes (such as changes in a bond's yield) and is expressed as a number of years. The higher the number, the greater the risk. Under normal circumstances, for example, if a portfolio has a duration of five years, its value will change by 5% if yields change by 1%. Shorter duration bonds generally result in lower expected volatility. Individual purchases will generally be limited to securities with an effective duration of less than 5 years.

In selecting securities for purchase and sale, the subadviser attempts to maximize income by identifying securities that offer an acceptable yield for a given maturity. The fund may use U.S. Treasury securities futures as a vehicle to adjust duration and manage its interest rate exposure.

In addition, to implement its investment strategy, the fund may buy or sell derivative instruments (such as swaps, including credit default swaps, futures and options) to use as a substitute for a purchase or sale of a position in the underlying assets and/or as part of a strategy designed to reduce exposure to other risks, such as interest rate risk. Depending on market conditions the fund's investment strategies may result in high portfolio turnover.

Please see "More Information About Risks Related to Principal Investment Strategies" for information about the risks of investing in the fund. Please refer to "Additional Risks Associated with Investment Techniques and Fund Operations" for other investment techniques of the fund.

Virtus Seix U.S. Mortgage Fund

Non-Fundamental Investment Objective:

The fund has an investment objective of seeking to maximize long term total return through a combination of current income and capital appreciation, consistent with capital preservation.

Principal Investment Strategies:

Under normal circumstances, the fund invests at least 80% of its net assets (plus any borrowings for investment purposes) in U.S. government agency mortgage-backed securities, such as the Federal National Mortgage Association ("FNMA"), Government National Mortgage Association ("GNMA") and collateralized mortgage obligations. The fund may invest a portion of its assets in securities that are restricted as to resale. There are no limits on the fund's average-weighted maturity or on the remaining maturities of individual securities in which the fund may invest. As a result of its investment strategy, the fund's portfolio turnover rate may be 100% or more.

Buy and sell decisions are based on a wide number of factors that determine the risk-reward profile of each security within the context of the broader portfolio. In selecting investments for purchase and sale the subadviser attempts to identify mortgage securities that it expects to perform well in rising and falling markets, such as those which have stable prepayments, call protection, below par prices, and refinancing barriers. The subadviser also attempts to reduce the risk that the underlying mortgages are prepaid by focusing on securities that it believes are less prone to this risk. For example, FNMA or GNMA securities that were issued years ago may be less prone to prepayment risk because there have been many opportunities for refinancing.

The subadviser anticipates that the fund's modified-adjusted duration will mirror that of the Bloomberg Barclays U.S. Mortgage-Backed Securities Index, plus or minus 20%. For example, if the duration of the Bloomberg Barclays U.S. Mortgage-Backed Securities Index is 5 years, the fund's duration may be 4 to 6 years. As of December 31, 2020, the duration of the Bloomberg Barclays U.S. Mortgage-Backed Securities Index was 2.34 years. Duration measures a bond or fund's sensitivity to interest rate or other changes (such as changes in a bond's yield) and is expressed as a number of years. The higher the number, the greater the risk. Under normal circumstances, for example, if a portfolio has a duration of 5 years, its value will change by 5% if yields change by 1%. Shorter duration bonds generally result in lower expected volatility. The fund may invest a portion of its assets in securities that are restricted as to resale.

In addition, to implement its investment strategy, the fund may buy or sell, to a limited extent, derivative instruments (such as credit linked notes, futures, options, inverse floaters, swaps and warrants) to use as a substitute for a purchase or sale of a position in the underlying assets and/or as part of a strategy designed to reduce exposure to other risks, such as interest rate risk and credit risk. Further, the fund may utilize exchange traded futures to manage interest rate exposure.

Temporary Defensive Strategy: If the subadviser does not believe that the market conditions are favorable to the fund's principal investment strategies, the fund may take temporary defensive positions that are inconsistent with its principal investment strategies by investing, without limit, in cash and cash equivalents. When this allocation happens, the fund may not achieve its investment objective.

Please see "More Information About Risks Related to Principal Investment Strategies" for information about the risks of investing in the fund. Please refer to "Additional Risks Associated with Investment Techniques and Fund Operations" for other investment techniques of the fund.

Virtus Seix Ultra-Short Bond Fund

Non-Fundamental Investment Objective:

The fund has an investment objective of seeking to maximize current income consistent with capital preservation.

Principal Investment Strategies:

Under normal circumstances, the fund invests at least 80% of its net assets (plus any borrowings for investment purposes) in short duration fixed income securities. These securities may include, but are not limited to, U.S. Treasury and agency securities, obligations of supranational entities and foreign governments, domestic and foreign-corporate debt obligations, taxable municipal debt securities and mortgage-backed and asset-backed securities. The fund's investment in foreign issuers may at times be significant.

A security's rating will be governed by the Barclays methodology as follows: when Standard & Poor's Financial Services LLC, Moody's Investors Service, Inc. and Fitch, Inc. provide a rating, the subadviser will use the middle rating of the three; if only two of those three rating agencies rate the security, the subadviser will use the lowest rating; if only one rating agency assigns a rating, the subadviser will use that rating. If none of the three provide a rating, the subadviser may rely on a rating provided by another nationally recognized statistical ratings organization ("NRSRO").

The fund normally expects to maintain an average effective duration between 3 months and 1 year. Individual purchases will generally be limited to investment-grade securities with an effective duration of less than 5 years. Duration measures a bond or fund's sensitivity to interest rate or other changes (such as changes in a bond's yield) and is expressed as a number of years. The higher the number, the greater the risk. Under normal circumstances, for example, if a portfolio has a duration of five years, its value will change by 5% if yields change by 1%. Shorter duration bonds generally result in lower expected volatility.

In selecting investments for purchase and sale, the subadviser attempts to maximize income by identifying securities that offer an acceptable yield for a given level of credit risk and maturity. The subadviser attempts to identify short duration securities that offer a comparably better return potential and yield than money market funds. The subadviser may retain securities if the rating of the security falls below investment grade and the subadviser deems retention of the security to be in the best interests of the fund. Such securities are sometimes referred to as "junk bonds."

In addition, to implement its investment strategy, the fund may buy or sell, derivative instruments (such as swaps, including credit default swaps, futures and options) to use as a substitute for a purchase or sale of a position in the underlying assets and/or as part of a strategy designed to reduce exposure to other risks, such as credit and interest rate risk. Depending on market conditions the fund's investment strategies may result in high portfolio turnover.

To the extent consistent with the fund's investment objective and strategies, the subadviser may consider as an element of its investment research and decision making processes for the fund any environmental, social and/or governance ("ESG") factors that the subadviser believes may influence risks and rewards of companies under consideration. However, the pursuit of ESG-related goals is not the fund's investment objective, nor one of its investment strategies. Therefore, ESG factors by themselves are not expected to determine investment decisions for the fund.

Temporary Defensive Strategy: During periods of rising interest rates, unstable pricing and currency exchange, or in response to extreme market fluctuations, the subadviser, at its discretion, may take temporary defensive positions that are inconsistent with its principal investment strategies by investing part or all of the fund's assets in cash or cash equivalents. When this allocation happens, the fund may not achieve its investment objective.

Please see "More Information About Risks Related to Principal Investment Strategies" for information about the risks of investing in the fund. Please refer to "Additional Risks Associated with Investment Techniques and Fund Operations" for other investment techniques of the fund.

Virtus Silvant Large-Cap Growth Stock Fund

Non-Fundamental Investment Objective:

The fund has an investment objective of seeking to provide capital appreciation.

Principal Investment Strategies:

Under normal circumstances, the fund invests at least 80% of its net assets (plus any borrowings for investment purposes) in common stocks and other U.S.-traded equity securities of large-capitalization companies. U.S.-traded equity securities may include American Depositary Receipts ("ADRs"). The subadviser considers large-capitalization companies to be companies with market capitalizations generally within those of companies in the Russell 1000[®] Growth Index. As of December 31, 2020, the market capitalization range of the companies in the Russell 1000[®] Growth Index was \$624 million to \$2.25 trillion. As a result of its investment strategy, the fund may focus its investments in one or more sectors.

The subadviser will seek out securities it believes have strong business fundamentals, such as revenue growth, improving cash flows, increasing margins and positive earning trends.

In selecting investments for purchase and sale, the subadviser chooses companies that it believes have above-average growth potential to beat expectations. The subadviser uses a "bottom-up" process based on company fundamentals. Risk controls are in place to assist in maintaining a portfolio that is diversified by sector and minimizes unintended risks relative to the primary benchmark. The subadviser then performs in-depth fundamental analysis to determine the quality and sustainability of expectations to determine whether or not the company is poised to beat expectations. The subadviser also applies proprietary quantitative models to rank stocks based on improving fundamentals, valuation, capital deployment and efficiency and sentiment or behavior factors.

Temporary Defensive Strategy: If the subadviser does not believe that the market conditions are favorable to the fund's principal investment strategies, the fund may take temporary defensive positions that are inconsistent with its principal investment strategies by investing, without limit, in cash and cash equivalents. When this allocation happens, the fund may not achieve its investment objective.

Please see "More Information About Risks Related to Principal Investment Strategies" for information about the risks of investing in the fund. Please refer to "Additional Risks Associated with Investment Techniques and Fund Operations" for other investment techniques of the fund.

Virtus Silvant Small-Cap Growth Stock Fund

Non-Fundamental Investment Objective:

The fund has an investment objective of seeking to provide long-term capital appreciation.

Principal Investment Strategies:

Under normal circumstances, the fund invests at least 80% of its net assets in U.S.-traded equity securities of small-capitalization companies. U.S.-traded equity securities may include American Depositary Receipts ("ADRs"). As of the date of this prospectus, the fund's subadviser considers small-capitalization companies for this purpose to be those companies that, at the time of initial purchase, have market capitalizations generally within the range of companies included in the Russell 2000[®] Growth Index on a rolling three-year basis. On this basis, as of December 31, 2020, the total market capitalization range of companies included in the Russell 2000[®] Growth Index over the past three years was \$2.68 million to \$16.95 billion. As a result of its investment strategy, the fund may focus its investments in one or more sectors.

In selecting investments for purchase and sale, the subadviser chooses companies that it believes have above-average growth potential to beat expectations as a result of strong business fundamentals, such as revenue growth, improving cash flows, increasing margins and positive earning trends. The subadviser uses a "bottom-up" process based on company fundamentals. Risk controls are in place to assist in maintaining a portfolio that is diversified by sector and minimizes unintended risks relative to the primary benchmark. It then performs in-depth fundamental analysis to determine the quality and sustainability of expectations to determine whether or not the company is poised to beat expectations. The subadviser also applies proprietary quantitative models to rank stocks based on improving fundamentals, valuation, capital deployment and efficiency, and sentiment or behavior factors.

Temporary Defensive Strategy: During periods of rising interest rates, unstable pricing and currency exchange, or in response to extreme market fluctuations, the subadviser, at its discretion, may take temporary defensive positions that are inconsistent with its principal investment strategies by investing part or all of the fund's assets in cash or cash equivalents. When this allocation happens, the fund may not achieve its investment objective.

Please see "More Information About Risks Related to Principal Investment Strategies" for information about the risks of investing in the fund. Please refer to "Additional Risks Associated with Investment Techniques and Fund Operations" for other investment techniques of the fund.

Virtus Zevenbergen Innovative Growth Stock Fund

Non-Fundamental Investment Objective:

The fund has an investment objective of seeking to provide long-term capital appreciation.

Principal Investment Strategies:

Under normal circumstances, the fund invests at least 80% of its net assets (plus any borrowings for investment purposes) in common stocks of U.S. companies and other U.S.-traded equity securities. The fund considers U.S.-traded equity securities to include American Depositary Receipts ("ADRs") as well as securities that are traded in the U.S. that have been issued by companies established, domiciled or operating in foreign countries. The fund may invest in companies of any size and may invest a portion of its assets in U.S. or non-U.S. issued securities of foreign companies. As a result of its investment strategy, the fund may focus its investments in one or more sectors.

The fund invests primarily in common stocks of companies that exhibit strong revenue, earnings, and/or cash flow growth characteristics. In selecting investments for purchase and sale, the subadviser uses a fundamental research approach to identify innovative companies with favorable prospects for future growth, due to their long-term product differentiation, customer demand, competitive positioning or other differentiating factors. The fund utilizes a variety of traditional and unconventional resources and techniques to identify growth "drivers" for each company and these growth drivers become critical to the ongoing evaluation process. Industry growth dynamics, company competitive positioning, pricing flexibility, and diversified product offerings are evaluated, providing the foundation for further fundamental research to determine the weighting of the fund's investments. Generally the fund will hold a limited number of securities.

The fund's subadviser's fundamental approach to stock selection (i.e., use of qualitative and quantitative analysis to identify overvalued and undervalued securities) naturally embeds consideration of environmental, social and governance ("ESG") issues the subadviser believes to be material, as the subadviser believes companies with durable corporate governance and business practices, coupled with strong growth prospects, deliver compelling returns over time. The subadviser considers ESG analysis to be an innate component of its core research approach and helps the portfolio management team form a clearer understanding of potential business benefits and risks. The investment strategy incorporates formal research review of company-specific ESG factors in the decision-making process. However, ESG evaluation of a particular company is not the primary factor for inclusion in or exclusion from the fund's portfolio.

Temporary Defensive Strategy: During periods of rising interest rates, unstable pricing and currency exchange, or in response to extreme market fluctuations, the subadviser, at its discretion, may take temporary defensive positions that are inconsistent with its principal investment strategies by investing part or all of the fund's assets in cash or cash equivalents. When this allocation happens, the fund may not achieve its investment objective.

Please see "More Information About Risks Related to Principal Investment Strategies" for information about the risks of investing in the fund. Please refer to "Additional Risks Associated with Investment Techniques and Fund Operations" for other investment techniques of the fund.

More Information About Risks Related to Principal Investment Strategies

Each of the funds may not achieve its objective, and each is not intended to be a complete investment program.

Generally, the value of a fund's investments that supports your share value may decrease. If between the time you purchase shares and the time you sell shares the value of such fund's investments decreases, you will lose money.

Investment values can decrease for a number of reasons. Conditions affecting the overall economy, specific industries or companies in which the fund invests can be worse than expected and investments may fail to perform as the adviser or a subadviser expects. As a result, the value of your shares may decrease.

Specific risks of investing in the funds are identified in the below table and described in detail following the table. The risks are listed in alphabetical order, which is not necessarily indicative of importance. For certain funds, the indicated risks apply indirectly through the fund's investments in other funds.

Risks	Virtus Ceredex Large-Cap Value Equity Fund	Virtus Ceredex Mid-Cap Value Equity Fund	Virtus Ceredex Small-Cap Value Equity Fund	Virtus SGA International Growth Fund	Virtus Seix Core Bond Fund	Virtus Seix Corporate Bond Fund	Virtus Seix Floating Rate High Income Fund	Virtus Seix High Grade Municipal Bond Fund	Virtus Seix High Income Fund	Virtus Seix High Yield Fund
Asset-Backed Securities							X			
Bank Loans						X	X		X	X
Convertible Securities				X						
Debt Instruments					X	X	X	X	X	X
Credit					X	X	X	X	X	X
Interest Rate					X	X	X	X	X	X
Prepayment/Call					X	X	X	X	X	X
Depository Receipts	X	X	X		X				X	
Derivatives					X	X	X	X	X	X
Equity Securities	X	X	X	X						
Growth Stocks				X						
Large Market Capitalization Companies	X			X						
Medium Market Capitalization Companies		X								
Small and Medium Market Capitalization Companies				X						
Small Market Capitalization Companies			X							
Value Stocks	X	X	X							
ESG				X						
Exchange-Traded Funds ("ETFs")										
Foreign Investing				X	X	X	X		X	X
Currency Rate				X	X	X	X		X	X
Emerging Market Investing				X	X	X			X	X
Geographic Concentration				X						
High Yield Fixed Income Securities (Junk Bonds)					X	X	X		X	X
Illiquid and Restricted Securities					X	X	X		X	X
Income					X	X	X	X	X	X
Industry/Sector Concentration	X	X	X							
Inflation-Linked Investments					X					
Limited Number of Investments										
Market Volatility	X	X	X	X	X	X	X	X	X	X
Mortgage-Backed Securities										
Mortgage-Backed and Asset-Backed Securities					X					
Municipal Bond Market								X		
Portfolio Turnover	X	X			X	X		X	X	
Preferred Stocks				X						
Redemption	X	X	X	X	X	X	X	X	X	X
Sector Focused Investing	X	X	X	X						
Short-Term Investments							X			
Tax-Exempt Securities								X		
Tax Liability								X		
Unrated Fixed Income Securities					X	X	X	X	X	X

Risks	Virtus Ceredex Large-Cap Value Equity Fund	Virtus Ceredex Mid-Cap Value Equity Fund	Virtus Ceredex Small-Cap Value Equity Fund	Virtus SGA International Growth Fund	Virtus Seix Core Bond Fund	Virtus Seix Corporate Bond Fund	Virtus Seix Floating Rate High Income Fund	Virtus Seix High Grade Municipal Bond Fund	Virtus Seix High Income Fund	Virtus Seix High Yield Fund
U.S. Government Securities					X	X	X		X	

Risks	Virtus Seix Investment Grade Tax-Exempt Bond Fund	Virtus Seix Short-Term Bond Fund	Virtus Seix Short-Term Municipal Bond Fund	Virtus Seix Total Return Bond Fund	Virtus Seix U.S. Government Securities Ultra-Short Bond Fund	Virtus Seix U.S. Mortgage Fund	Virtus Seix Ultra-Short Bond Fund	Virtus Silvant Large-Cap Growth Stock Fund	Virtus Silvant Small-Cap Growth Stock Fund	Virtus Zevenbergen Innovative Growth Stock Fund
Asset-Backed Securities										
Bank Loans				X		X				
Convertible Securities										
Debt Instruments	X	X	X	X	X	X	X			
Credit	X	X	X	X	X	X	X			
Interest Rate	X	X	X	X	X	X	X			
Prepayment/Call	X	X	X	X	X	X	X			
Depository Receipts								X	X	X
Derivatives	X	X	X	X	X	X	X			
Equity Securities								X	X	X
Growth Stocks								X	X	X
Large Market Capitalization Companies								X		X
Medium Market Capitalization Companies										
Small and Medium Market Capitalization Companies										X
Small Market Capitalization Companies									X	
Value Stocks										
ESG										
Exchange-Traded Funds ("ETFs")										
Foreign Investing		X		X			X			X
Currency Rate		X		X			X			X
Emerging Market Investing				X						
Geographic Concentration										
High Yield Fixed Income Securities (Junk Bonds)				X			X			
Illiquid and Restricted Securities		X		X		X				
Income	X	X	X	X	X	X	X			
Industry/Sector Concentration										X
Inflation-Linked Investments										
Limited Number of Investments										X
Market Volatility	X	X	X	X	X	X	X	X	X	X
Mortgage-Backed Securities					X	X				
Mortgage-Backed and Asset-Backed Securities		X		X	X	X	X			
Municipal Bond Market	X		X				X			
Portfolio Turnover	X	X		X	X	X	X			
Preferred Stocks										
Redemption	X	X	X	X	X	X	X	X	X	X
Sector Focused Investing								X	X	X
Short-Term Investments		X	X		X		X			
Tax-Exempt Securities	X		X							
Tax Liability	X		X							
Unrated Fixed Income Securities	X	X	X	X	X		X			
U.S. Government Securities		X		X	X	X	X			

Asset-Backed Securities

Asset-backed securities represent interests in pools of underlying assets such as motor vehicle installment sales or installment loan contracts, leases of various types of real and personal property, and receivables from credit card agreements. The impairment of the value of collateral or other assets underlying an asset-backed security, such as that resulting from non-payment of loans, may result in a reduction in the value of such security and losses to a fund.

Early payoffs in the loans underlying such securities may result in a fund receiving less income than originally anticipated. The variability in prepayments will tend to limit price gains when interest rates drop and exaggerate price declines when interest rates rise. In the event of high prepayments, a fund may be required to invest proceeds at lower interest rates, causing the fund to earn less than if the prepayments had not occurred. Conversely, rising interest rates may cause prepayments to occur at a slower than expected rate, which may effectively change a security that was considered short- or intermediate-term into a long-term security. Long-term securities tend to fluctuate in value more widely in response to changes in interest rates than shorter-term securities.

Bank Loans

Investing in loans (including floating rate loans, loan assignments, loan participations and other loan instruments) carries certain risks in addition to the risks typically associated with high-yield/high-risk fixed income securities. Loans may be unsecured or not fully collateralized, may be subject to restrictions on resale and sometimes trade infrequently on the secondary market. In the event a borrower defaults, a fund's access to the collateral may be limited or delayed by bankruptcy or other insolvency laws. There is a risk that the value of the collateral securing the loan may decline after a fund invests and that the collateral may not be sufficient to cover the amount owed to the fund. If the loan is unsecured, there is no specific collateral on which the fund can foreclose. In addition, if a secured loan is foreclosed, a fund may bear the costs and liabilities associated with owning and disposing of the collateral, including the risk that collateral may be difficult to sell.

Transactions in many loans settle on a delayed basis that may take more than seven days. As a result, sale proceeds related to the sale of loans may not be available to make additional investments or to meet the Fund's redemption obligations until potentially a substantial period of time after the sale of the loans. No active trading market may exist for some loans, which may impact the ability of the Fund to realize full value in the event of the need to liquidate such assets. Adverse market conditions may impair the liquidity of some actively traded loans. Loans also may be subject to restrictions on resale, which can delay the sale and adversely impact the sale price. Difficulty in selling a loan can result in a loss. Loans made to finance highly leveraged corporate acquisitions may be especially vulnerable to adverse changes in economic or market conditions. Certain loans may not be considered "securities," and purchasers, such as a fund, therefore may not be entitled to rely on the strong anti-fraud protections of the federal securities laws. With loan participations, a fund may not be able to control the exercise of any remedies that the lender would have under the loan and likely would not have any rights against the borrower directly, so that delays and expense may be greater than those that would be involved if a fund could enforce its rights directly against the borrower.

Convertible Securities

Convertible securities are bonds, debentures, notes, preferred stock, rights, warrants or other securities that may be converted into or exchanged for a prescribed amount of common stock or other security of the same or a different issuer or into cash within a particular period of time at a specified price or formula. A convertible security generally entitles the holder to receive interest paid or accrued on debt instruments or the dividend paid on preferred stock until the convertible security matures or is redeemed, converted or exchanged. If a convertible security is called for redemption, the respective fund may have to redeem the security, convert it into common stock or sell it to a third party at a price and time that is not beneficial for the fund. The value of convertible securities tends to decline as interest rates rise and, because of the conversion feature, tends to vary with fluctuations in the market value of the underlying securities. Securities convertible into common stocks may have higher yields than common stocks but lower yields than comparable nonconvertible securities.

Debt Instruments

Debt instruments are subject to various risks, the most prominent of which are credit risk and interest rate risk. These risks can affect an instrument's price volatility to varying degrees, depending upon the nature of the instrument. Risks associated with investing in debt instruments include the following:

- **Credit Risk.** There is a risk that the issuer of a security will fail to pay interest or principal in a timely manner, or that negative perceptions of the issuer's ability to make such payments will cause the price of the security to decline. Debt instruments rated below investment-grade are especially susceptible to this risk.
- **Interest Rate Risk.** The values of debt instruments usually rise and fall in response to changes in interest rates. Declining interest rates generally increase the value of existing debt instruments, and rising interest rates generally decrease the value of existing debt instruments. Changes in a debt instrument's value usually will not affect the amount of interest income paid to a fund, but will affect the value of the fund's shares. Interest rate risk is generally greater for investments with longer maturities.

Certain instruments pay interest at variable or floating rates. Variable rate instruments reset at specified intervals, while floating rate instruments reset whenever there is a change in a specified index rate. In most cases, these reset provisions reduce the effect of changes in market interest rates on the value of the instrument. However, some instruments do not track the underlying index directly, but reset based on formulas that can produce an effect similar to leveraging; others may also provide for interest payments that vary inversely with market rates. The market prices of these instruments may fluctuate significantly when interest rates change.

Some investments give the issuer the option to call or redeem an investment before its maturity date. If an issuer calls or redeems an investment during a time of declining interest rates, a fund might have to reinvest the proceeds in an investment offering a lower yield, and therefore it might not benefit from any increase in value as a result of declining interest rates.

- **Prepayment/Call Risk.** There is a risk that issuers will prepay fixed rate obligations when interest rates fall. A fund holding callable instruments therefore may be forced to reinvest in obligations with lower interest rates than the original obligations and otherwise may not benefit fully from the increase in value that other fixed income investments experience when rates decline.

Depository Receipts

Certain funds may invest in American Depositary Receipts (ADRs) sponsored by U.S. banks, European Depositary Receipts (EDRs), Global Depositary Receipts (GDRs), ADRs not sponsored by U.S. banks, other types of depository receipts (including non-voting depository receipts), and other similar instruments representing securities of foreign companies.

Although certain depository receipts may reduce or eliminate some of the risks associated with foreign investing, these types of securities generally are subject to many of the same risks as direct investment in securities of foreign issuers.

Derivatives

Derivative transactions are contracts whose value is derived from the value of an underlying asset, index or rate, including futures, options, non-deliverable forwards, foreign currency forward contracts and swap agreements. A fund may use derivatives to hedge against factors that affect the value of its investments, such as interest rates and foreign currency exchange rates. A fund may also utilize derivatives as part of its overall investment technique to gain or lessen exposure to various securities, markets, volatility, dividend payments and currencies.

Derivatives typically involve greater risks than traditional investments. It is generally more difficult to ascertain the risk of, and to properly value, derivative contracts. Many derivatives, and particularly those that are privately negotiated, are complex and often valued subjectively. Improper valuations can result in increased cash payment requirements to counterparties or a loss of value to the fund. The prices of derivatives may move in unexpected ways, especially in abnormal market conditions. Derivatives are usually less liquid than traditional securities and are subject to counterparty risk (the risk that the other party to the contract will default or otherwise not be able to perform its contractual obligations). In addition, some derivatives transactions may involve potentially unlimited losses.

Derivative contracts entered into for hedging purposes may also subject a fund to losses if the contracts do not correlate with the assets, indexes or rates they were designed to hedge. In regard to currency hedging using forward contracts, it is generally not possible to precisely match the foreign currency exposure of such foreign currency forward contracts to the value of the securities involved due to fluctuations in the market values of such securities and cash flows into and out of the fund between the date a foreign currency forward contract is entered into and the date it expires.

As an investment company registered with the SEC, each fund is required to identify on its books (often referred to as "asset segregation") liquid assets, or engage in other SEC-approved measures, to "cover" open positions with respect to certain kinds of derivative instruments. If a fund investing in such instruments has insufficient cash to meet such requirements, it may have to sell other investments, including at disadvantageous times.

Governments, agencies and/or other regulatory bodies may adopt or change laws or regulations that could adversely affect a fund's ability to invest in derivatives as the fund's subadviser intends. The Dodd-Frank Wall Street Reform and Consumer Protection Act (the "Dodd-Frank Act"), among other things, grants the Commodity Futures Trading Commission (the "CFTC") and SEC broad rulemaking authority to implement various provisions of the Dodd-Frank Act including comprehensive regulation of the over-the-counter ("OTC") derivatives market. The implementation of the Dodd-Frank Act could adversely affect a fund by placing limits on derivative transactions, and/or increasing transaction and/or regulatory compliance costs. For example, the CFTC has adopted rules that apply a new aggregation standard for position limit purposes, which may further limit a fund's ability to trade futures contracts and swaps.

There are also special tax rules applicable to certain types of derivatives, which could affect the amount, timing and character of a fund's income or loss and hence of its distributions to shareholders by causing holding period adjustments, converting short-term capital losses into long-term capital losses, and accelerating a fund's income or deferring its losses. A fund's use of derivatives may also increase the amount of taxes payable by shareholders or the resources required by the fund or its adviser and/or subadviser(s) to comply with particular regulatory requirements.

Equity Securities

Generally, prices of equity securities are more volatile than those of fixed income securities. The prices of equity securities will rise and fall in response to a number of different factors. In particular, equity securities will respond to events that affect entire financial markets or industries (such as changes in inflation or consumer demand) and to events that affect particular issuers (such as news about the success or failure of a new product). Equity securities also are subject to "stock market risk," meaning that stock prices in general may decline over short or extended periods of time. When the value of the stocks held by the fund goes down, the value of the fund's shares will be affected.

- **Growth Stocks Risk.** Growth stocks can react differently to issuer, political, market, and economic developments than the market as a whole and other types of stocks. Growth stocks also tend to be more expensive relative to their earnings or assets compared to other types of stocks, and as a result they tend to be sensitive to changes in their earnings and more volatile than other types of stocks.
- **Large Market Capitalization Companies Risk.** The value of investments in larger companies may not rise as much as investments in smaller companies, and larger companies may be unable to respond quickly to competitive challenges, such as changes in technology and consumer tastes.
- **Medium Market Capitalization Companies Risk.** Medium-sized companies often have narrower markets, fewer products or services to offer, and more limited managerial and financial resources than larger, more established companies. As a result, the performance of medium-sized companies may be more volatile, and they may face a greater risk of business failure, which could increase the volatility and risk of loss to the fund.
- **Small and Medium Market Capitalization Companies Risk.** Small and medium-sized companies often have narrower markets, fewer products or services to offer, and more limited managerial and financial resources than larger, more established companies. As a result, the performance of small and medium-sized companies may be more volatile, and they may face a greater risk of business failure, which could increase the volatility and risk of loss to the fund.
- **Small Market Capitalization Companies Risk.** Small companies often have narrower markets, fewer products or services to offer, and more limited managerial and financial resources than larger, more established companies. As a result, the performance of small companies may be more volatile, and they may face a greater risk of business failure, which could increase the volatility and risk of loss to the fund.
- **Value Stocks Risk.** A company may be undervalued due to market or economic conditions, temporary earnings declines, unfavorable developments affecting the company and other factors, or because it is associated with a market sector that generally is out of favor with investors. Undervalued stocks tend to be inexpensive relative to their earnings or assets compared to other types of stock. However, these stocks can continue to be inexpensive for long periods of time and may not realize their full economic value.

ESG

The fund's consideration of ESG factors could cause it to perform differently compared to funds that do not have such considerations. The consideration of ESG factors may result in the fund's forgoing opportunities to buy certain securities when it might otherwise be advantageous to do so, or selling securities for ESG reasons when it might otherwise be disadvantageous for it to do so. In addition, there is a risk that the companies identified by the ESG factors do not operate as expected when addressing ESG issues. There are significant differences in interpretations of what it means for a company to have positive ESG factors. In addition, there are possible inconsistencies in third-party ESG research providers' ranking criteria and results. While the subadviser believes its definitions are reasonable, the portfolio decisions it makes may differ with other investors' or investment managers' views.

Exchange-Traded Funds (ETFs)

ETFs invest in a portfolio of securities designed to track a particular market segment or index. The risks associated with investing in ETFs generally reflect the risks of owning shares of the underlying securities the ETF is designed to track, although lack of liquidity in an ETF could result in its value being more volatile than the underlying portfolio of securities. Assets invested in ETFs incur a layering of expenses, including operating costs and advisory fees that fund shareholders indirectly bear; such expenses may exceed the expenses the fund would incur if it invested directly in the

underlying portfolio of securities the ETF is designed to track. Shares of ETFs trade on a securities exchange and may trade at, above, or below their net asset value.

Foreign Investing

Investing in securities of non-U.S. companies involves special risks and considerations not typically associated with investing in U.S. companies, and the values of non-U.S. securities may be more volatile than those of U.S. securities. The values of non-U.S. securities are subject to economic and political developments in countries and regions where the issuers operate or are domiciled, or where the securities are traded, such as changes in economic or monetary policies, and to changes in currency exchange rates. Values may also be affected by restrictions on receiving the investment proceeds from a non-U.S. country.

In general, less information is publicly available about non-U.S. companies than about U.S. companies. Non-U.S. companies are generally not subject to the same accounting, auditing and financial reporting standards as are U.S. companies. Certain foreign issuers classified as passive foreign investment companies may be subject to additional taxation risk.

- **Currency Rate Risk.** Because the foreign securities in which a fund invests generally trade in currencies other than the U.S. dollar, changes in currency exchange rates will affect the fund's net asset value, the value of dividends and interest earned, and gains and losses realized on the sale of securities. Because the value of each fund's shares is calculated in U.S. dollars, it is possible for a fund to lose money by investing in a foreign security if the local currency of a foreign market depreciates against the U.S. dollar, even if the local currency value of the fund's holdings goes up. Generally, a strong U.S. dollar relative to such other currencies will adversely affect the value of the fund's holdings in foreign securities.
- **Emerging Market Risk.** The risks of foreign investments are generally greater in countries whose markets are still developing than they are in more developed markets. Emerging market countries typically have economic and political systems that are less fully developed, and can be expected to be less stable than those of more developed countries. For example, the economies of such countries can be subject to rapid and unpredictable rates of inflation or deflation. Since these markets are often small, they may be more likely to suffer sharp and frequent price changes or long-term price depression because of adverse publicity, investor perceptions or the actions of a few large investors. They may also have policies that restrict investment by foreigners, or that prevent foreign investors from withdrawing their money at will. Certain emerging markets may also face other significant internal or external risks, including the risk of war and civil unrest. For all of these reasons, investments in emerging markets may be considered speculative. To the extent that a fund invests a significant portion of its assets in a particular emerging market, the fund will be more vulnerable to financial, economic, political and other developments in that country, and conditions that negatively impact that country will have a greater impact on the fund as compared with a fund that does not have its holdings concentrated in a particular country.

Geographic Concentration

The value of the investments of a fund that focuses its investments in a particular geographic location will be highly sensitive to financial, economic, political and other developments affecting the fiscal stability of that location, and conditions that negatively impact that location will have a greater impact on the fund as compared with a fund that does not have its holdings similarly concentrated. Events negatively affecting such location are therefore likely to cause the value of the fund's shares to decrease, perhaps significantly.

High-Yield Fixed Income Securities (Junk Bonds)

Securities rated below the four highest rating categories of a nationally recognized statistical rating organization, may be known as "high-yield" securities and commonly referred to as "junk bonds." The highest of the ratings among these nationally recognized statistical rating organizations is used to determine the security's classification. Such securities entail greater price volatility and credit and interest rate risk than investment-grade securities. Analysis of the creditworthiness of high-yield issuers is more complex than for higher-rated securities, making it more difficult for a fund's subadviser to accurately predict risk. There is a greater risk with high-yield fixed income securities that an issuer will not be able to make principal and interest payments when due. If the fund pursues missed payments, there is a risk that fund expenses could increase. In addition, lower-rated securities may not trade as often and may be less liquid than higher-rated securities, especially during periods of economic uncertainty or change. As a result of all of these factors, these bonds are generally considered to be speculative.

Illiquid and Restricted Securities

Certain securities in which a fund invests may be difficult to sell at the time and price beneficial to the fund, for example due to low trading volumes or legal restrictions. When there is no willing buyer or a security cannot be readily sold, the fund may have to sell at a lower price or may be unable to sell the security at all. The sale of such securities may also require the fund to incur expenses in addition to those normally associated with the sale of a security.

Income

The income shareholders receive from a fund is based primarily on the dividends and interest the fund earns from its investments, which can vary widely over the short- and long-term. If prevailing market interest rates drop, distribution rates of the fund's preferred stock holdings and any bond holdings could drop as well. The fund's income also would likely be affected adversely when prevailing short-term interest rates increase. In certain circumstances, a fund may be treated as receiving income even though no cash is received. A fund may not be able to pay distributions, or may have to reduce distribution levels, if the cash distributions that the fund receives from its investments decline. For investments in inflation-protected treasuries (TIPS), income may decline due to a decline in inflation (or deflation) or due to changes in inflation expectations.

Industry/Sector Concentration

The value of the investments of a fund that focuses its investments in a particular industry or market sector will be highly sensitive to financial, economic, political and other developments affecting that industry or market sector, and conditions that negatively impact that industry or market sector will have a greater impact on the fund as compared with a fund that does not have its holdings similarly concentrated. Events negatively affecting the industries or market sectors in which a fund has invested are therefore likely to cause the value of the fund's shares to decrease, perhaps significantly.

Inflation-Linked Investments

The current market value of inflation-protected securities is not guaranteed and will fluctuate. Inflation-protected securities may react differently from other fixed income securities to changes in interest rates. Because interest rates on inflation-protected securities are adjusted for inflation, the values of these securities are not materially affected by inflation expectations. Therefore, the value of inflation-protected securities are anticipated to change in response to changes in "real" interest rates, which represent nominal (stated) interest rates reduced by the expected impact of inflation. Generally, the value of an inflation-protected security will fall when real interest rates rise and will rise when real interest rates fall.

Because the interest and/or principal payments on an inflation-protected security are adjusted periodically for changes in inflation, the income distributed by a fund invested in such securities may be irregular. Although the U.S. Treasury guarantees to pay at least the original face value of any inflation-protected securities the Treasury issues, other issuers may not offer the same guarantee. Also, inflation-protected securities, including those issued by the U.S. Treasury, are not protected against deflation. As a result, in a period of deflation, the inflation-protected securities held by a fund may not pay any income and the fund may suffer a loss. While inflation-protected securities are expected to be protected from long-term inflationary trends, short-term increases in inflation may lead to a decline in a fund's value. If interest rates rise due to reasons other than inflation, a fund's investment in these securities may not be protected to the extent that the increase is not reflected in the securities' inflation measures. In addition, positive adjustments to principal generally will result in taxable income to a fund at the time of such adjustments (which generally would be distributed by the fund as part of its taxable dividends), even though the principal amount is not paid until maturity. There can be no assurance that the inflation index used will accurately measure the real rate of inflation in the prices of goods and services. A fund's investments in inflation-linked securities may lose value in the event that the actual rate of inflation is different from the rate of the inflation index.

Limited Number of Investments

There is a risk that a fund's portfolio may be more susceptible to factors adversely affecting issuers of securities in the fund's portfolio than would a fund holding a greater number of securities.

Market Volatility

The value of the securities in which a fund invests may go up or down in response to the prospects of individual issuers and/or general economic conditions. Such price changes may be temporary or may last for extended periods.

Instability in the financial markets may expose each fund to greater market and liquidity risk and potential difficulty in valuing portfolio instruments that it holds. In response to financial markets that experienced extreme volatility, and in

some cases a lack of liquidity, the U.S. Government and other governments have taken a number of unprecedented actions, including acquiring distressed assets from financial institutions and acquiring ownership interests in those institutions. The implications of government ownership and disposition of these assets are unclear. Additional legislation or government regulation may also change the way in which funds themselves are regulated, which could limit or preclude a fund's ability to achieve its investment objective. Local, regional or global events such as war, acts of terrorism, the spread of infectious illness or other public health issue, recessions, or other events could have a significant impact on a fund and its investments, hampering the ability of a fund's portfolio manager(s) to invest a fund's assets as intended.

Mortgage-Backed Securities

Mortgage-backed securities represent interests in pools of residential mortgage loans purchased from individual lenders by a federal agency or originated and issued by private lenders. The impairment of the value of collateral underlying a mortgage-backed security, such as that resulting from non-payment of loans, may result in a reduction in the value of such security and losses to a fund.

Early payoffs in the loans underlying such securities may result in a fund receiving less income than originally anticipated. The variability in prepayments will tend to limit price gains when interest rates drop and exaggerate price declines when interest rates rise. In the event of high prepayments, a fund may be required to invest proceeds at lower interest rates, causing the fund to earn less than if the prepayments had not occurred. Conversely, rising interest rates may cause prepayments to occur at a slower than expected rate, which may effectively change a security that was considered short- or intermediate-term into a long-term security. Long-term securities tend to fluctuate in value more widely in response to changes in interest rates than shorter-term securities.

Mortgage-Backed and Asset-Backed Securities

Mortgage-backed securities represent interests in pools of residential mortgage loans purchased from individual lenders by a federal agency or originated and issued by private lenders. Asset-backed securities represent interests in pools of underlying assets such as motor vehicle installment sales or installment loan contracts, leases of various types of real and personal property, and receivables from credit card arrangements. These two types of securities share many of the same risks.

The impairment of the value of collateral or other assets underlying a mortgage-backed or asset-backed security, such as that resulting from non-payment of loans, may result in a reduction in the value of such security and losses to a fund.

Early payoffs in the loans underlying such securities may result in a fund receiving less income than originally anticipated. The variability in prepayments will tend to limit price gains when interest rates drop and exaggerate price declines when interest rates rise. In the event of high prepayments, a fund may be required to invest proceeds at lower interest rates, causing the fund to earn less than if the prepayments had not occurred. Conversely, rising interest rates may cause prepayments to occur at a slower than expected rate, which may effectively change a security that was considered short- or intermediate-term into a long-term security. Long-term securities tend to fluctuate in value more widely in response to changes in interest rates than shorter-term securities.

Municipal Bond Market

The amount of public information available about municipal bonds is generally less than that for corporate equities or bonds, and the investment performance of a fund may be more dependent on the analytical abilities of the investment adviser than would be the case for a fund that does not invest in municipal bonds. Certain factors, such as legislative changes, and state and local economic and business developments, may adversely affect the yield and/or value of a fund's investments in municipal securities. Other factors include the general conditions of the municipal securities market, the size of the particular offering, the maturity of the obligation and the rating of the issue. Changes in economic, business or political conditions relating to a particular municipal project, municipality, or state, territory or possession of the United States in which the fund invests may have an impact on the fund's share price. The secondary market for municipal bonds also tends to be less well-developed and less liquid than many other securities markets, which may adversely affect the fund's ability to sell its bonds at attractive prices. In addition, municipal obligations can experience downturns in trading activity, and the supply of municipal obligations may exceed the demand in the market. During such periods, the spread can widen between the price at which an obligation can be purchased and the price at which it can be sold. Less liquid obligations can become more difficult to value and be subject to erratic price movements. Economic and other events (whether real or perceived) can reduce the demand for certain investments or for investments generally, which may reduce market prices and cause the value of the fund's shares to fall. The frequency and magnitude of such changes cannot be predicted. A fund may invest in municipal obligations that do not

appear to be related, but in fact depend on the financial rating or support of a single government unit, in which case, events that affect one of the obligations will also affect the others and will impact the fund's portfolio to a greater degree than if the fund's investments were not so related. The increased presence of non-traditional participants in the municipal markets may lead to greater volatility in the markets.

Portfolio Turnover

A fund's investment strategy may result in consistently frequently high turnover rate. A high portfolio turnover rate may result in correspondingly greater brokerage commission expenses and the distribution to shareholders of additional capital gains for tax purposes, some of which may be taxable at ordinary income rates. These factors may negatively affect the fund's performance.

Preferred Stocks

Preferred stocks may provide a higher dividend rate than the interest yield on debt instruments of the same issuer, but are subject to greater risk of fluctuation in market value and greater risk of non-receipt of income. Unlike interest on debt instruments, dividends on preferred stocks must be declared by the issuer's board of directors before becoming payable. Preferred stocks are in many ways like perpetual debt instruments, providing a stream of income but without stated maturity date. Because they often lack a fixed maturity or redemption date, preferred stocks are likely to fluctuate substantially in price when interest rates change. Such fluctuations generally are comparable to or exceed those of long-term government or corporate bonds (those with maturities of fifteen to thirty years). Preferred stocks have claims on assets and earnings of the issuer which are subordinate to the claims of all creditors but senior to the claims of common stockholders. A preferred stock rating differs from a bond rating because it applies to an equity issue which is intrinsically different from, and subordinated to, a debt issue. Preferred stock ratings generally represent an assessment of the capacity and willingness of an issuer to pay preferred stock dividends and any applicable sinking fund obligations. Preferred stock also may be subject to optional or mandatory redemption provisions, and may be significantly less liquid than many other securities, such as U.S. Government securities, corporate debt or common stock.

Redemption

The redemption by one or more large shareholders or groups of shareholders of their holdings in the fund could have an adverse impact on the remaining shareholders in the fund by, for example, accelerating the realization of capital gains and/or increasing the fund's transaction costs.

Sector Focused Investing

The value of the investments of a fund that focuses its investments in a particular market sector will be highly sensitive to financial, economic, political and other developments affecting that market sector, and conditions that negatively impact that market sector will have a greater impact on the fund as compared with a fund that does not have its holdings similarly focused. Events negatively affecting the market sectors in which a fund has invested are therefore likely to cause the value of the fund's shares to decrease, perhaps significantly.

Short-Term Investments

Short-term investments include money market instruments, repurchase agreements, certificates of deposit and bankers' acceptances and other short-term instruments that are not U.S. Government securities. These securities generally present less risk than many other investments, but they are generally subject to credit risk and may be subject to other risks as well.

Tax-Exempt Securities

Tax-exempt securities may not provide a higher after-tax return than taxable securities, or the tax-exempt status of such securities may be lost or limited.

Tax Liability

Distributions by a fund could become taxable to shareholders as ordinary income due to noncompliant conduct by a municipal bond issuer, unfavorable changes in federal or state tax laws, or adverse interpretations of tax laws by applicable tax authorities. Such adverse interpretations or actions could cause interest from a security to become taxable, possibly retroactively, subjecting shareholders to increased tax liability. In addition, such adverse interpretations or actions could cause the value of a security, and therefore the value of a fund's shares, to decline.

Unrated Fixed Income Securities

A fund's subadviser has the authority to make determinations regarding the quality of unrated fixed-income securities for the purposes of assessing whether they meet the fund's investment restrictions. However, analysis of unrated securities is more complex than that of rated securities, making it more difficult for the subadviser to accurately predict risk. Unrated fixed income securities may not be lower in quality than rated securities, but due to their perceived risk they may not have as broad a market as rated securities, making it more difficult to sell unrated securities.

U.S. Government Securities

Obligations issued or guaranteed by the U.S. Government, its agencies, authorities and instrumentalities and backed by the full faith and credit of the United States only guarantee principal and interest will be timely paid to holders of the securities. The entities do not guarantee that the value of fund shares will increase, and in fact, the market values of such obligations may fluctuate. In addition, not all U.S. Government securities are backed by the full faith and credit of the United States; some are the obligation solely of the entity through which they are issued. There is no guarantee that the U.S. Government would provide financial support to its agencies and instrumentalities if not required to do so by law.

Management of the Funds

The Adviser

Virtus Fund Advisers, LLC (“VFA” or the “Adviser”), formerly RidgeWorth Capital Management LLC, located at One Financial Plaza, Hartford, Connecticut 06103 and 3333 Piedmont Road, NE, Suite 1500 Atlanta, Georgia 30305, serves as the investment adviser to the funds. VFA, an indirect, wholly-owned subsidiary of Virtus Investment Partners, Inc., a publicly-traded multi-manager asset management business, acts as an investment adviser to mutual funds and as adviser to institutional clients. As of December 31, 2020, the Adviser managed approximately \$24.7 billion in assets.

Subject to the direction of the funds’ Board of Trustees, the Adviser is responsible for managing the funds’ investment programs and for the general operations of the funds, including oversight of the funds’ subadvisers.

The Adviser has appointed and oversees the activities of each of the subadvisers for the funds shown in the table below. For the funds shown below, each subadviser manages the investments of each fund to conform with its investment policies as described in this prospectus.

Virtus Ceredex Large-Cap Value Equity Fund	Ceredex
Virtus Ceredex Mid-Cap Value Equity Fund	Ceredex
Virtus Ceredex Small-Cap Value Equity Fund	Ceredex
Virtus SGA International Growth Fund	SGA
Virtus Seix Core Bond Fund	Seix
Virtus Seix Corporate Bond Fund	Seix
Virtus Seix Floating Rate High Income Fund	Seix
Virtus Seix High Grade Municipal Bond Fund	Seix
Virtus Seix High Income Fund	Seix
Virtus Seix High Yield Fund	Seix
Virtus Seix Investment Grade Tax-Exempt Bond Fund	Seix
Virtus Seix Short-Term Bond Fund	Seix
Virtus Seix Short-Term Municipal Bond Fund	Seix
Virtus Seix Total Return Bond Fund	Seix
Virtus Seix U.S. Government Securities Ultra-Short Bond Fund	Seix
Virtus Seix U.S. Mortgage Fund	Seix
Virtus Seix Ultra-Short Bond Fund	Seix
Virtus Silvant Large-Cap Growth Stock Fund	Silvant
Virtus Silvant Small-Cap Growth Stock Fund	Silvant
Virtus Zevenbergen Innovative Growth Stock Fund	Zevenbergen

Management Fees

Each fund pays the Adviser an investment management fee that is accrued daily against the value of the fund’s net assets at the following annual rates:

Virtus Ceredex Large-Cap Value Equity Fund	0.70%
Virtus Ceredex Mid-Cap Value Equity Fund	0.75%
Virtus Ceredex Small-Cap Value Equity Fund	0.85%
Virtus SGA International Growth Fund	0.85%
Virtus Seix Core Bond Fund	0.25%
Virtus Seix Corporate Bond Fund	0.40%
Virtus Seix Floating Rate High Income Fund	0.45%
Virtus Seix High Grade Municipal Bond Fund	0.50%
Virtus Seix High Income Fund	0.55%
Virtus Seix High Yield Fund	0.45%
Virtus Seix Investment Grade Tax-Exempt Bond Fund	0.50%
Virtus Seix Short-Term Bond Fund	0.40%
Virtus Seix Short-Term Municipal Bond Fund	0.35%
Virtus Seix Total Return Bond Fund	0.25%

Virtus Seix U.S. Government Securities Ultra-Short Bond Fund	0.20%
Virtus Seix U.S. Mortgage Fund	0.40%
Virtus Seix Ultra-Short Bond Fund	0.22%
Virtus Silvant Large-Cap Growth Stock Fund	0.70%
Virtus Silvant Small-Cap Growth Stock Fund	0.85%
Virtus Zevenbergen Innovative Growth Stock Fund	0.80%

The above fees are also subject to breakpoint discounts at the following asset levels for each fund except Virtus Zevenbergen Innovative Growth Stock Fund:

First \$500 million = none — no discount from full fee

Next \$500 million = 5% discount from full fee

Next \$4 billion = 10% discount from full fee

Over \$5 billion = 15% discount from full fee

In its last fiscal year, each fund paid fees to the Adviser (after waivers) at the following percentage of average net assets:

Virtus Ceredex Large-Cap Value Equity Fund	0.68%
Virtus Ceredex Mid-Cap Value Equity Fund	0.69%
Virtus Ceredex Small-Cap Value Equity Fund	0.85%
Virtus SGA International Growth Fund	0.85%
Virtus Seix Core Bond Fund	0.25%
Virtus Seix Corporate Bond Fund	0.40%
Virtus Seix Floating Rate High Income Fund	0.42%
Virtus Seix High Grade Municipal Bond Fund	0.50%
Virtus Seix High Income Fund	0.55%
Virtus Seix High Yield Fund	0.45%
Virtus Seix Investment Grade Tax-Exempt Bond Fund	0.50%
Virtus Seix Short-Term Bond Fund	0.40%
Virtus Seix Short-Term Municipal Bond Fund	0.35%
Virtus Seix Total Return Bond Fund	0.25%
Virtus Seix U.S. Government Securities Ultra-Short Bond Fund	0.19%
Virtus Seix U.S. Mortgage Fund	0.40%
Virtus Seix Ultra-Short Bond Fund	0.22%
Virtus Silvant Large-Cap Growth Stock Fund	0.70%
Virtus Silvant Small-Cap Growth Stock Fund	0.85%
Virtus Zevenbergen Innovative Growth Stock Fund	0.78%

The Subadvisers

Ceredex, an affiliate of the Adviser, is located at 301 East Pine Street, Suite 500, Orlando, Florida 32801. Ceredex is an investment adviser registered with the SEC. The firm was established in 2008 after 19 years functioning as the Adviser's value style investment management team. As of December 31, 2020, Ceredex had approximately \$8.5 billion in assets under management. Ceredex is a value equity asset management firm that seeks to identify catalysts that may lead to appreciation in undervalued, dividend-paying stocks.

SGA, an affiliate of Virtus and the Adviser, is located at 301 Tresser Boulevard, Suite 1310, Stamford, CT 06901. SGA was co-founded by George P. Fraise, Gordon M. Marchand, and Robert L. Rohn in 2003. SGA is a registered investment advisor and provides investment advice to institutional and individual clients, private investment companies and mutual funds. SGA manages approximately \$22.3 billion as of December 31, 2020, of which \$18.8 billion is regulatory assets under management and \$3.5 billion is model/emulation assets under contract.

Seix, an affiliate of the Adviser, is located at One Maynard Drive, Suite 3200, Park Ridge, New Jersey 07656. Seix was established in 2008 as a wholly-owned subsidiary of the Adviser, and is an investment adviser registered with the SEC. Its predecessor, Seix Investment Advisors, Inc., was founded in 1992 and was independently owned until 2004 when

the firm joined the Adviser as the institutional fixed income management division. Seix is a fundamental, credit driven fixed income boutique specializing in investment grade and high yield bond and leveraged loan management. Seix has employed its bottom-up, research-oriented approach to fixed income management for over 20 years. Seix selects, buys and sells assets for the funds it subadvises under the supervision of the Adviser and the Board of Trustees. As of December 31, 2020, Seix had approximately \$16.9 billion in assets under management.

Silvant, an affiliate of the Adviser, is located at 3333 Piedmont Road, Suite 1500, Atlanta, Georgia 30305. Silvant is an investment adviser registered with the SEC. The firm was established in 2008 after 24 years functioning as the Adviser's growth style investment management team. As of December 31, 2020, Silvant had approximately \$854 million in assets under management. Silvant focuses on managing growth equity products for a diverse range of institutional clients.

Zevenbergen, a minority-owned affiliate of the Adviser, is located at 601 Union Street, Suite 4600, Seattle, Washington 98101. Zevenbergen is an investment adviser registered with the SEC. The firm was established in 1987 and, as of December 31, 2020, had approximately \$5.8 billion in assets under management. Zevenbergen specializes in aggressive growth-equity investment advisory services for separately managed portfolios and mutual funds.

The Adviser pays each subadviser a subadvisory fee which is calculated on the fund's average daily net assets at the following annual rates:

Virtus Ceredex Large-Cap Value Equity Fund	50% of net investment management fee
Virtus Ceredex Mid-Cap Value Equity Fund	50% of net investment management fee
Virtus Ceredex Small-Cap Value Equity Fund	50% of net investment management fee
Virtus SGA International Growth Fund	50% of net investment management fee
Virtus Seix Core Bond Fund	50% of net investment management fee
Virtus Seix Corporate Bond Fund	50% of net investment management fee
Virtus Seix Floating Rate High Income Fund	50% of net investment management fee
Virtus Seix High Grade Municipal Bond Fund	50% of net investment management fee
Virtus Seix High Income Fund	50% of net investment management fee
Virtus Seix High Yield Fund	50% of net investment management fee
Virtus Seix Investment Grade Tax-Exempt Bond Fund	50% of net investment management fee
Virtus Seix Short-Term Bond Fund	50% of net investment management fee
Virtus Seix Short-Term Municipal Bond Fund	50% of net investment management fee
Virtus Seix Total Return Bond Fund	50% of net investment management fee
Virtus Seix U.S. Government Securities Ultra-Short Bond Fund	50% of net investment management fee
Virtus Seix U.S. Mortgage Fund	50% of net investment management fee
Virtus Seix Ultra-Short Bond Fund	50% of net investment management fee
Virtus Silvant Large-Cap Growth Stock Fund	50% of net investment management fee
Virtus Silvant Small-Cap Growth Stock Fund	50% of net investment management fee
Virtus Zevenbergen Innovative Growth Stock Fund	0.44% of the fund's average daily net assets

A discussion regarding the basis for the Board of Trustees approving the investment advisory and the subadvisory agreements of the funds is available in the funds' annual report covering the period January 1, 2020 through December 31, 2020.

The funds and the Adviser have received shareholder approval to rely on an exemptive order from the SEC that permits the Adviser, subject to certain conditions and without the approval of shareholders to: (a) select both unaffiliated subadvisers and certain wholly-owned affiliated subadvisers to manage all or a portion of the assets of a fund, and enter into subadvisory agreements with such subadvisers; (b) materially amend subadvisory agreements with such subadvisers; and (c) continue the employment of an existing subadviser on the same subadvisory agreement terms where an agreement has been assigned because of a change in control of the subadviser. In such circumstances, shareholders would receive notice of such action, including, if applicable, instructions regarding how to obtain the information concerning the new subadviser that normally is provided in a proxy statement.

Portfolio Management

To the extent that more than one individual is listed for a given fund, the following individuals are jointly and primarily responsible for management of that fund unless otherwise indicated.

Ceredex

Virtus Ceredex Large-Cap Value Equity Fund	Mills Riddick, CFA (since 1995)
Virtus Ceredex Mid-Cap Value Equity Fund	Don Wordell, CFA (since 2001)
Virtus Ceredex Small-Cap Value Equity Fund	Brett Barner, CFA (since 1995)

Brett Barner, CFA. Mr. Barner currently serves as Managing Director of Ceredex. He has worked in investment management since 1985.

Mills Riddick, CFA. Mr. Riddick currently serves as Chief Investment Officer of Ceredex. He has worked in investment management since 1982.

Don Wordell, CFA. Mr. Wordell currently serves as Managing Director of Ceredex. He has worked in investment management since 1996.

SGA

Virtus SGA International Growth Fund	Tucker Brown (since June 2019) Alexandra Lee (since June 2019) Gordon M. Marchand, CPA, CFA, CIC (since June 2019)
--------------------------------------	--

Tucker Brown. Mr. Brown is an Analyst, Research Principal, a Portfolio Manager, and a member of the firm's Investment Committee. Prior to joining Sustainable Growth Advisers in 2006, Mr. Brown was a Vice President in the Equity Research Department of Goldman Sachs, where he served as a member of the firm's U.S. packaged food research team. Previously, he worked in the Investment Banking Division of Goldman Sachs, focused on M&A and corporate finance advisory for clients in retail and technology sectors. Mr. Brown began his career as a fund accountant and custody manager at Brown Brothers Harriman & Co.

Alexandra Lee. Ms. Lee is and Analyst, Research Principal, a Portfolio Manager, and a member of the firm's Investment Committee. Prior to joining Sustainable Growth Advisers in 2004, Ms. Lee was an Associate Director and an equity analyst at Bear Stearns, covering large cap biotechnology companies, and a member of the global healthcare research team. Previously, she worked as an equity research analyst at JP Morgan in the life sciences technology group, and as a management consultant at the Boston Consulting Group. Ms. Lee also has a medical degree.

Gordon M. Marchand, CPA, CFA, CIC. Mr. Marchand is a Founding Principal, an Analyst, a Portfolio Manager, a member of the firm's Investment Committee and a member of the firm's Advisory Board. Prior to co-founding SGA in 2003, Mr. Marchand was an executive officer, a member of the Investment Policy Committee and a member of the Board of Directors at Yeager, Wood & Marshall, Inc., a registered investment advisor, from 1984 to 2003. He was also the firm's Chief Operating and Financial Officer. Mr. Marchand began his career as a management consultant for Price Waterhouse. He is a Chartered Financial Analyst ("CFA"), a Chartered Investment Counselor ("CIC") and a Certified Public Accountant ("CPA"). Mr. Marchand is past Chairman, President and a member of the Governing Board of the Investment Adviser Association.

Seix

Seix utilizes a team management approach for the funds for which it acts as subadviser. Seix is organized into teams of portfolio managers and credit analysts along sectors and broad investment categories, including government securities, corporate bonds, securitized assets, high yield bonds, high yield loans, emerging market debt, non-U.S. securities and global currencies. The senior portfolio managers are responsible for security selection, portfolio structure and rebalancing, compliance with stated investment objectives, and cash flow monitoring.

Virtus Seix Core Bond Fund	Carlos Catoya (since 2015) James F. Keegan (since 2008) Michael Rieger (since 2007) Perry Troisi (since 2004) Jonathan Yozzo (since 2015)
Virtus Seix Corporate Bond Fund	Carlos Catoya (since 2015) James F. Keegan (since 2008) Perry Troisi (since 2004) Jonathan Yozzo (since 2015)

Virtus Seix Floating Rate High Income Fund	Vincent Flanagan (since 2011) George Goudelias (since 2006) (Lead Portfolio Manager) Eric Guevara (since August 2019)
Virtus Seix High Grade Municipal Bond Fund	Ronald Schwartz (since 1994) Dusty Self (since June 2018)
Virtus Seix High Income Fund	James FitzPatrick (since 2013) Michael Kirkpatrick (since 2011)
Virtus Seix High Yield Fund	James FitzPatrick (since 2013) Michael Kirkpatrick (since 2007)
Virtus Seix Investment Grade Tax-Exempt Bond Fund	Ronald Schwartz (since 1992) Dusty Self (since June 2018)
Virtus Seix Short-Term Bond Fund	Carlos Catoya (since 2015) James F. Keegan (since 2014) Michael Rieger (since 2014) Perry Troisi (since 2014) Jonathan Yozzo (since 2015)
Virtus Seix Short-Term Municipal Bond Fund	Ronald Schwartz (since 2011) (Lead Portfolio Manager) Dusty Self (since 2011)
Virtus Seix Total Return Bond Fund	Carlos Catoya (since 2015) James F. Keegan (since 2008) Michael Rieger (since 2007) Perry Troisi (since 2002) Jonathan Yozzo (since 2015)
Virtus Seix U.S. Government Securities Ultra-Short Bond Fund	James F. Keegan (since 2014) Michael Rieger (since 2014) Perry Troisi (since 2014)
Virtus Seix U.S. Mortgage Fund	James F. Keegan (since 2008) Michael Rieger (since 2007) Perry Troisi (since 2007)
Virtus Seix Ultra-Short Bond Fund	Carlos Catoya (since 2015) James F. Keegan (since 2014) Michael Rieger (since 2014) Perry Troisi (since 2014) Jonathan Yozzo (since 2015)

Carlos Catoya. Mr. Catoya joined Seix in 2001 and serves as Portfolio Manager for Credit, Managing Director and Head of High Grade Credit Research. He is a member of the Seix Investment Policy Group, which determines firm-wide asset allocation policy. He has worked in investment management since 1994.

James FitzPatrick. Mr. FitzPatrick joined Seix in 1997 and serves as Portfolio Manager, Managing Director and Head of Leveraged Finance Trading. He has worked in investment management since 1996.

Vince Flanagan. Mr. Flanagan joined Seix in 2006 and serves as a Portfolio Manager and Senior High Yield Research Analyst focusing on Media and Technology. He has worked in investment management since 1997.

George Goudelias. Mr. Goudelias is a Senior Portfolio Manager and Head of Leveraged Finance at Seix. He is a member of the Seix Investment Policy Group, which determines firm-wide asset allocation policy. He has extensive experience covering the telecommunications industry. He has worked in investment management since 1987.

Eric Guevara. Mr. Guevara joined Seix Investment Advisors in 2000 and serves as a Portfolio Manager and Senior Leveraged Loan Trader. Mr. Guevara began his career as a trade flow administrator and gained experience as a junior trader in the investment grade group before moving into his current position in the leveraged loan group in 2006. He has worked in investment management since 2000.

James F. Keegan. Mr. Keegan joined Seix in 2008 and serves as Chief Investment Officer and Chairman of Seix. He has oversight responsibilities for the Seix investment teams and specific portfolio management responsibilities within the Investment Grade team. Mr. Keegan leads the Seix Investment Policy Group, which determines firm-wide asset allocation policy.

Michael Kirkpatrick. Mr. Kirkpatrick joined Seix in 2002 and serves as Senior Portfolio Manager, Managing Director and Senior High Yield Research Analyst primarily covering the Gaming and Finance sectors. He is a member of the Seix Investment Policy Group, which determines firm-wide asset allocation policy. He has worked in investment management since 1991.

Michael Rieger. Mr. Rieger joined Seix in 2007 and serves as Senior Portfolio Manager and Managing Director. He focuses on the securitized sector and is a member of the Seix Investment Policy Group, which determines firm-wide asset allocation policy. He has worked in investment management since 1986.

Ronald Schwartz. Mr. Schwartz joined Seix Investment Advisors' predecessor firm in 1988 and currently serves as Senior Portfolio Manager and Managing Director and leads the Investment Grade Tax-Exempt group at Seix. He is a member of the Seix Investment Policy Group, which determines firm-wide asset allocation policy. He has worked in investment management since 1982.

Dusty Self. Ms. Self is a Senior Portfolio Manager and Managing Director at Seix and provides analysis for all the Investment Grade Tax-Exempt Bond Funds. Ms. Self began her career as a portfolio specialist and then as a performance analyst at Seix Investment Advisors' predecessor firm. She has worked in investment management since 1992.

Perry Troisi. Mr. Troisi joined Seix in 1999 and serves as Senior Portfolio Manager and Managing Director. He is responsible for the government, government-related, and securitized (residential mortgage-backed security/commercial mortgage-backed security/asset-backed security) asset classes. He is a member of the Seix Investment Policy Group, which determines firm-wide asset allocation policy. He has worked in investment management since 1986.

Jonathan Yozzo. Mr. Yozzo joined Seix in 2000 and serves as Portfolio Manager for Credit, Managing Director and Head of Investment Grade Corporate Trading. He is a member of the Seix Investment Policy Group, which determines firm-wide asset allocation policy. He has worked in investment management since 1991.

Silvant

Virtus Silvant Large-Cap Growth Stock Fund	Sandeep Bhatia, PhD, CFA (since 2011) Michael A. Sansoterra (since 2007) (Lead Portfolio Manager)
Virtus Silvant Small-Cap Growth Stock Fund	Sandeep Bhatia, PhD, CFA (since 2011) (Lead Portfolio Manager) Michael A. Sansoterra (since 2007)

Sandeep Bhatia, PhD, CFA. Mr. Bhatia currently serves as Managing Director of Silvant. He has been associated with Silvant or an affiliate since 2007. Prior to joining the Silvant team, Mr. Bhatia served as a Senior Research Analyst for Eagle Asset Management, focusing on the healthcare sector from 2005 to 2007. He has worked in investment management since 2000.

Michael A. Sansoterra. Mr. Sansoterra currently serves as Chief Investment Officer of Silvant. Prior to joining the Silvant team, Mr. Sansoterra served as Large Cap Diversified Growth Portfolio Manager and Senior Equity Analyst of Principal Global Investors from 2003 to 2007. He has worked in investment management since 1996.

Zevenbergen

Virtus Zevenbergen Innovative Growth Stock Fund	Nancy Zevenbergen (since 2004) Brooke de Boutray (since 2004) Leslie Tubbs (since 2004) Joseph Dennison (since 2015) Anthony Zackery (since 2015)
---	---

Brooke de Boutray, CFA, CIC. Ms. de Boutray joined Zevenbergen in 1992 and has served as Co-Chief Investment Officer, Portfolio Manager and Analyst since 2004. She has worked in investment management since 1981.

Joseph Dennison, CFA. Mr. Dennison joined Zevenbergen in 2011 and serves as Portfolio Manager of Virtus Zevenbergen Innovative Growth Stock Fund. He has worked in investment management since 2011.

Leslie Tubbs, CFA, CIC. Ms. Tubbs joined Zevenbergen in 1994 and has served as Portfolio Manager and Analyst since 2004. She has worked in investment management since 1994.

Anthony Zackery, CFA. Mr. Zackery joined Zevenbergen in 2011 and serves as Portfolio Manager of Virtus Zevenbergen Innovative Growth Stock Fund. He has worked in investment management since 2011.

Nancy Zevenbergen, CFA, CIC. Ms. Zevenbergen has served as President and Co-Chief Investment Officer of Zevenbergen since 1987. She has worked in investment management since 1981.

Please refer to the SAI for additional information about the funds' portfolio managers, including the structure of and method of computing compensation, other accounts they manage and their ownership of shares of the funds.

Additional Risks Associated with Investment Techniques and Fund Operations

In addition to the Principal Investment Strategies and Risks Related to Principal Investment Strategies, each of the funds listed in the chart below may engage in additional investment techniques that present additional risks to a fund as described below. Those additional investment techniques in which a fund is expected to engage as of the date of this prospectus are indicated in the chart below, although other techniques may be utilized from time to time. The information below the chart describes the additional investment techniques and their risks. Many of the additional investment techniques that a fund may use, as well as other investment techniques that are relied upon to a lesser degree, are more fully described in the SAI.

Risks	Virtus Ceredex Large-Cap Value Equity Fund	Virtus Ceredex Mid-Cap Value Equity Fund	Virtus Ceredex Small-Cap Value Equity Fund	Virtus SGA International Growth Fund	Virtus Seix Core Bond Fund	Virtus Seix Corporate Bond Fund	Virtus Seix Floating Rate High Income Fund	Virtus Seix High Grade Municipal Bond Fund	Virtus Seix High Income Fund	Virtus Seix High Yield Fund
Convertible Securities						X	X			
Cybersecurity	X	X	X	X	X	X	X	X	X	X
Equity Securities						X	X			
ESG Consideration					X	X	X		X	X
High-Yield Fixed Income Securities (Junk Bonds)					X					
Inflation-Linked Investments						X		X		
Investment Grade Securities							X			
Leverage							X			
LIBOR					X	X	X	X	X	X
Money Market Instruments							X			
Mortgage-Backed and Asset-Backed Securities							X			
Municipal Securities					X	X	X			
Mutual Fund Investing	X	X	X	X	X	X	X	X	X	X
Operational	X	X	X	X	X	X	X	X	X	X
Repurchases Agreements							X			
U.S. and Foreign Government Obligations							X			
Variable Rate, Floating Rate and Variable Amount Securities						X	X			

Risks	Virtus Seix Investment Grade Tax-Exempt Bond Fund	Virtus Seix Short-Term Bond Fund	Virtus Seix Short-Term Municipal Bond Fund	Virtus Seix Total Return Bond Fund	Virtus Seix U.S. Government Securities Ultra-Short Bond Fund	Virtus Seix U.S. Mortgage Fund	Virtus Seix Ultra-Short Bond Fund	Virtus Silvant Large-Cap Growth Stock Fund	Virtus Silvant Small-Cap Growth Stock Fund	Virtus Zevenbergen Innovative Growth Stock Fund
Convertible Securities				X						
Cybersecurity	X	X	X	X	X	X	X	X	X	X
Equity Securities				X						
ESG Consideration		X		X			X			X
High-Yield Fixed Income Securities (Junk Bonds)										
Inflation-Linked Investments		X		X	X		X			
Investment Grade Securities										
Leverage										
LIBOR	X	X	X	X	X	X	X			
Money Market Instruments				X	X		X			
Mortgage-Backed and Asset-Backed Securities										
Municipal Securities		X	X	X	X		X			
Mutual Fund Investing	X	X	X	X	X	X	X	X	X	X
Operational	X	X	X	X	X	X	X	X	X	X
Repurchases Agreements										
U.S. and Foreign Government Obligations					X					
Variable Rate, Floating Rate and Variable Amount Securities				X						

Convertible Securities

Convertible securities are bonds, debentures, notes, preferred stock, rights, warrants or other securities that may be converted into or exchanged for a prescribed amount of common stock or other security of the same or a different issuer or into cash within a particular period of time at a specified price or formula. A convertible security generally entitles the holder to receive interest paid or accrued on debt instruments or the dividend paid on preferred stock until the convertible security matures or is redeemed, converted or exchanged. If a convertible security is called for redemption, the respective fund may have to redeem the security, convert it into common stock or sell it to a third party at a price and time that is not beneficial for the fund. The value of convertible securities tends to decline as interest rates rise and, because of the conversion feature, tends to vary with fluctuations in the market value of the underlying securities. Securities convertible into common stocks may have higher yields than common stocks but lower yields than comparable nonconvertible securities.

Cybersecurity

With the increased use of technologies such as the Internet to conduct business, the funds are potentially more susceptible to operational and information security risks through breaches in cybersecurity. In general, a breach in cybersecurity can result from either a deliberate attack or an unintentional event. Cybersecurity breaches may involve, among other things, infection by computer viruses or other malicious software code or unauthorized access to the digital information systems, networks or devices of the funds or their service providers (including, but not limited to, the funds' investment adviser, transfer agent, custodian, administrators and other financial intermediaries) through "hacking" or other means, in each case for the purpose of misappropriating assets or sensitive information (including, for example, personal shareholder information), corrupting data or causing operational disruption or failures in the physical infrastructure or operating systems that support the funds. Any such cybersecurity breaches or losses of service may cause the funds to lose proprietary information, suffer data corruption or lose operational capacity, which, in turn, could cause the funds to incur regulatory penalties, reputational damage, additional compliance costs associated with corrective measures, and/or financial loss. While the funds and their service providers have established business continuity plans and risk management systems designed to prevent or reduce the impact of cybersecurity attacks, there are inherent limitations in such plans and systems due in part to the ever-changing nature of technology and cybersecurity attack tactics, and there is a possibility that certain risks have not been adequately identified or prepared for. Cybersecurity risks may also impact issuers of securities in which the funds invest, which may cause the funds' investments in such issuers to lose value.

Equity Securities

Generally, prices of equity securities are more volatile than those of fixed income securities. The prices of equity securities will rise and fall in response to a number of different factors. In particular, equity securities will respond to events that affect entire financial markets or industries (such as changes in inflation or consumer demand) and to events that affect particular issuers (such as news about the success or failure of a new product). Equity securities also are subject to "stock market risk," meaning that stock prices in general may decline over short or extended periods of time. When the value of the stocks held by the fund goes down, the value of the fund's shares will be affected.

ESG

The fund's consideration of ESG factors could cause it to perform differently compared to funds that do not have such considerations. The consideration of ESG factors may result in the fund's forgoing opportunities to buy certain securities when it might otherwise be advantageous to do so, or selling securities for ESG reasons when it might otherwise be disadvantageous for it to do so. In addition, there is a risk that the companies identified by the ESG factors do not operate as expected when addressing ESG issues. There are significant differences in interpretations of what it means for a company to have positive ESG factors. In addition, there are possible inconsistencies in third-party ESG research providers' ranking criteria and results. While the subadviser believes its definitions are reasonable, the portfolio decisions it makes may differ with other investors' or investment managers' views.

High-Yield Fixed Income Securities (Junk Bonds)

Securities rated below the four highest rating categories of a nationally recognized statistical rating organization, may be known as "high-yield" securities and commonly referred to as "junk bonds." The highest of the ratings among these nationally recognized statistical rating organizations is used to determine the security's classification. Such securities entail greater price volatility and credit and interest rate risk than investment-grade securities. Analysis of the creditworthiness of high-yield issuers is more complex than for higher-rated securities, making it more difficult for a fund's subadviser to accurately predict risk. There is a greater risk with high-yield fixed income securities that an issuer will not be able to make principal and interest payments when due. If the fund pursues missed payments, there is a risk

that fund expenses could increase. In addition, lower-rated securities may not trade as often and may be less liquid than higher-rated securities, especially during periods of economic uncertainty or change. As a result of all of these factors, these bonds are generally considered to be speculative.

Inflation-Linked Investments

The current market value of inflation-protected securities is not guaranteed and will fluctuate. Inflation-protected securities may react differently from other fixed income securities to changes in interest rates. Because interest rates on inflation-protected securities are adjusted for inflation, the values of these securities are not materially affected by inflation expectations. Therefore, the value of inflation-protected securities are anticipated to change in response to changes in “real” interest rates, which represent nominal (stated) interest rates reduced by the expected impact of inflation. Generally, the value of an inflation-protected security will fall when real interest rates rise and will rise when real interest rates fall.

Because the interest and/or principal payments on an inflation-protected security are adjusted periodically for changes in inflation, the income distributed by a fund invested in such securities may be irregular. Although the U.S. Treasury guarantees to pay at least the original face value of any inflation-protected securities the Treasury issues, other issuers may not offer the same guarantee. Also, inflation-protected securities, including those issued by the U.S. Treasury, are not protected against deflation. As a result, in a period of deflation, the inflation-protected securities held by a fund may not pay any income and the fund may suffer a loss. While inflation-protected securities are expected to be protected from long-term inflationary trends, short-term increases in inflation may lead to a decline in a fund’s value. If interest rates rise due to reasons other than inflation, a fund’s investment in these securities may not be protected to the extent that the increase is not reflected in the securities’ inflation measures. In addition, positive adjustments to principal generally will result in taxable income to a fund at the time of such adjustments (which generally would be distributed by the fund as part of its taxable dividends), even though the principal amount is not paid until maturity. There can be no assurance that the inflation index used will accurately measure the real rate of inflation in the prices of goods and services. A fund’s investments in inflation-linked securities may lose value in the event that the actual rate of inflation is different from the rate of the inflation index.

Investment Grade Securities

A fund may invest in all types of long-term or short-term investment-grade debt obligations of U.S. issuers. In addition to the types of securities mentioned in connection with the fund’s principal investment strategies, the fund may also invest in other bonds, debentures, notes, municipal bonds, equipment lease certificates, equipment trust certificates, conditional sales contracts and commercial paper. Debt instruments with lower credit ratings have a higher risk of default on payment of principal and interest, and securities with longer maturities are subject to greater price fluctuations in response to changes in interest rates. If interest rates rise, the value of debt instruments generally will fall.

Leverage

When a fund makes investments in futures contracts, forward contracts, swaps and other derivative instruments, the futures contracts, forward contracts, swaps and certain other derivatives provide the economic effect of financial leverage by creating additional investment exposure, as well as the potential for greater loss. When a fund uses leverage through activities such as borrowing, entering into short sales, purchasing securities on margin or on a when-issued basis, or purchasing derivative instruments in an effort to increase its returns, the fund has the risk of magnified capital losses that occur when losses affect an asset base, enlarged by borrowings or the creation of liabilities, that exceeds the net assets of the fund. The value of the shares of a fund employing leverage will be more volatile and sensitive to market movements. Leverage may also involve the creation of a liability that requires the fund to pay interest.

LIBOR

The London Interbank Offer Rate (“LIBOR”) historically has been and currently is used extensively in the U.S. and globally as a “benchmark” or “reference rate” for various commercial and financial contracts, including corporate and municipal bonds, bank loans, asset-backed and mortgage-related securities, interest rate swaps and other derivatives. For example, debt instruments in which a fund invests may pay interest at floating rates based on LIBOR or may be subject to interest caps or floors based on LIBOR. A fund’s derivative investments may also reference LIBOR. In addition, issuers of instruments in which a fund invests may obtain financing at floating rates based on LIBOR, and a fund may use leverage or borrowings based on LIBOR. In July 2017, the head of the United Kingdom Financial Conduct Authority announced the intention to phase out the use of LIBOR by the end of 2021. However, subsequent

announcements by the FCA, the LIBOR administrator and other regulators indicate that it is possible that certain LIBORs may continue beyond 2021 and certain of the most widely used LIBORs may continue until mid-2023. Currently, the U.S. and other countries are working to replace LIBOR with alternative reference rates. There is currently no definitive information regarding the future utilization of LIBOR or of any particular replacement reference rate. Abandonment of or modifications to LIBOR could have adverse impacts on newly issued financial instruments and existing financial instruments that reference LIBOR. The expected discontinuation of LIBOR could have a significant impact on the financial markets and may present a material risk for certain market participants, including investment companies such as the funds. Abandonment of or modifications to LIBOR could lead to significant short- and long-term uncertainty and market instability. The risks associated with this discontinuation and transition may be exacerbated if the work necessary to effect an orderly transition to an alternative reference rate is not completed in a timely manner. It remains uncertain how such changes would be implemented and the effects such changes would have on the funds, issuers of instruments in which the funds invest, and the financial markets generally.

Money Market Instruments

To meet margin requirements, redemptions or for investment purposes, a fund may hold money market instruments, including full faith and credit obligations of the United States, high quality short-term notes and commercial paper.

Mortgage-Backed and Asset-Backed Securities

Mortgage-backed securities represent interests in pools of residential mortgage loans purchased from individual lenders by a federal agency or originated and issued by private lenders. Asset-backed securities represent interests in pools of underlying assets such as motor vehicle installment sales or installment loan contracts, leases of various types of real and personal property, and receivables from credit card arrangements. These two types of securities share many of the same risks.

The impairment of the value of collateral or other assets underlying a mortgage-backed or asset-backed security, such as that resulting from non-payment of loans, may result in a reduction in the value of such security and losses to a fund.

Early payoffs in the loans underlying such securities may result in a fund receiving less income than originally anticipated. The variability in prepayments will tend to limit price gains when interest rates drop and exaggerate price declines when interest rates rise. In the event of high prepayments, a fund may be required to invest proceeds at lower interest rates, causing the fund to earn less than if the prepayments had not occurred. Conversely, rising interest rates may cause prepayments to occur at a slower than expected rate, which may effectively change a security that was considered short- or intermediate-term into a long-term security. Long-term securities tend to fluctuate in value more widely in response to changes in interest rates than shorter-term securities.

Municipal Securities

The amount of public information available about municipal bonds is generally less than that for corporate equities or bonds, and the investment performance of a fund may be more dependent on the analytical abilities of the investment adviser than would be the case for a fund that does not invest in municipal bonds. Certain factors, such as legislative changes, and state and local economic and business developments, may adversely affect the yield and/or value of a fund's investments in municipal securities. Other factors include the general conditions of the municipal securities market, the size of the particular offering, the maturity of the obligation and the rating of the issue. Changes in economic, business or political conditions relating to a particular municipal project, municipality, or state, territory or possession of the United States in which the fund invests may have an impact on the fund's share price. The secondary market for municipal bonds also tends to be less well-developed and less liquid than many other securities markets, which may adversely affect the fund's ability to sell its bonds at attractive prices. In addition, municipal obligations can experience downturns in trading activity, and the supply of municipal obligations may exceed the demand in the market. During such periods, the spread can widen between the price at which an obligation can be purchased and the price at which it can be sold. Less liquid obligations can become more difficult to value and be subject to erratic price movements. Economic and other events (whether real or perceived) can reduce the demand for certain investments or for investments generally, which may reduce market prices and cause the value of the fund's shares to fall. The frequency and magnitude of such changes cannot be predicted. A fund may invest in municipal obligations that do not appear to be related, but in fact depend on the financial rating or support of a single government unit, in which case, events that affect one of the obligations will also affect the others and will impact the fund's portfolio to a greater degree than if the fund's investments were not so related. The increased presence of non-traditional participants in the municipal markets may lead to greater volatility in the markets.

Mutual Fund Investing

Through its investments in other mutual funds, a fund is exposed not only to the risks of the underlying funds' investments but also to certain additional risks. Assets invested in other mutual funds incur a layering of expenses, including operating costs, advisory fees and administrative fees that you, as a shareholder in the fund, indirectly bear. Such fees and expenses may exceed the fees and expenses the fund would have incurred if it invested in the underlying fund's assets directly. To the extent that the expense ratio of an underlying fund changes, the weighted average operating expenses borne by the fund may increase or decrease. An underlying fund may change its investment objective or policies without the approval of the fund, and the fund might be forced to withdraw its investment from the underlying fund at a time that is unfavorable to the fund. If a fund invests in closed-end funds, it may incur added expenses such as additional management fees and trading costs and additional risks associated with trading at a discount to NAV and use of leverage.

Operational

An investment in a fund, like any mutual fund, can involve operational risks arising from factors such as processing errors, human errors, inadequate or failed internal or external processes, failures in systems and technology, changes in personnel and errors caused by third-party service providers. The occurrence of any of these failures, errors or breaches could result in a loss of information, regulatory scrutiny, reputational damage or other events, any of which could have a material adverse effect on a fund. While the funds seek to minimize such events through controls and oversight, there may still be failures that could cause losses to a fund.

Repurchase Agreements

A fund may invest in repurchase agreements with commercial banks, brokers and dealers considered by the fund's subadviser to be creditworthy. Such agreements subject the fund to the risk of default or insolvency of the counterparty.

U.S. and Foreign Government Obligations

Obligations issued or guaranteed by the U.S. Government, its agencies, authorities and instrumentalities and backed by the full faith and credit of the United States only guarantee principal and interest will be timely paid to holders of the securities. The entities do not guarantee that the value of fund shares will increase, and in fact, the market values of such obligations may fluctuate. In addition, not all U.S. Government securities are backed by the full faith and credit of the United States; some are the obligation solely of the entity through which they are issued. There is no guarantee that the U.S. Government would provide financial support to its agencies and instrumentalities if not required to do so by law. Foreign obligations may not be backed by the government of the issuing country, and are subject to foreign investing risks.

Variable Rate, Floating Rate and Variable Amount Securities

Variable rate, floating rate, or variable amount securities are generally short-term, unsecured, fluctuating, interest-bearing notes of private issuers. The absence of an active secondary market with respect to certain such instruments could make it difficult for the fund to dispose of the instrument if the issuer defaulted on its payment obligation or during periods that a fund is not entitled to exercise its demand rights, and the fund could, for these or other reasons, suffer a loss with respect to such instruments.

The funds may buy other types of securities or employ other portfolio management techniques. Please refer to the SAI for more detailed information about these and other investment techniques of the funds.

Pricing of Fund Shares

How is the Share Price determined?

Each fund calculates a share price for each class of its shares. The share price (net asset value or “NAV”) for each class is based on the net assets of the fund and the number of outstanding shares of that class. In general, each fund calculates a share price for each class by:

- adding the values of all securities and other assets of the fund;
- subtracting liabilities; and
- dividing the result by the total number of outstanding shares of that class.

Assets: Equity securities are valued at the official closing price (typically last sale) on the exchange on which the securities are primarily traded, or, if no closing price is available, at the last bid price. Shares of other investment companies are valued at such companies’ NAVs. Debt instruments, including restricted securities, are valued based on evaluated quotations received from independent pricing services or from dealers who make markets in such securities. Other assets, such as accrued interest, accrued dividends and cash are also included in determining the fund’s NAV. As required, some securities and assets are valued at fair value as determined in good faith by, or under the direction of, the Board of Trustees.

Liabilities: Accrued liabilities for class-specific expenses (if any), distribution fees, service fees and other liabilities are deducted from the assets of each class. Accrued expenses and liabilities that are not class-specific (such as management fees) are allocated to each class in proportion to each class’s net assets except where an alternative allocation can be more appropriately made.

Net Asset Value (NAV): The liabilities allocated to a class are deducted from the proportionate interest of such class in the assets of the applicable fund. The resulting amount for each class is then divided by the number of shares outstanding of that class to produce each class’s NAV per share.

The NAV per share of each class of each fund is determined as of the close of regular trading (generally 4:00 PM Eastern Time) on days when the New York Stock Exchange (“NYSE”) is open for trading. A fund will not calculate its NAV per share class on days when the NYSE is closed for trading. If a fund (or underlying fund, as applicable) holds securities that are traded on foreign exchanges that trade on weekends or other holidays when the funds do not price their shares, the NAV of the fund’s shares may change on days when shareholders will not be able to purchase or redeem the fund’s shares.

How are securities fair valued?

If market quotations are not readily available or available prices are not reliable, the funds determine a “fair value” for an investment according to policies and procedures approved by the Board of Trustees. The types of assets for which such pricing might be required include: (i) securities whose trading has been suspended; (ii) securities where the trading market is unusually thin or trades have been infrequent; (iii) debt instruments that have recently gone into default and for which there is no current market quotation; (iv) a security whose market price is not available from an independent pricing source and for which otherwise reliable quotes are not available; (v) securities of an issuer that has entered into a restructuring; (vi) a security whose price as provided by any pricing source does not, in the opinion of the adviser/subadviser, reflect the security’s market value; (vii) foreign securities subject to trading collars for which no or limited trading takes place; (viii) securities where the market quotations are not readily available as a result of “significant” events; and (ix) securities whose principal exchange or trading market is closed for an entire business day on which a fund needs to determine its NAV. This list is not inclusive of all situations that may require a security to be fair valued, nor is it intended to be conclusive in determining whether a specific event requires fair valuation.

The value of any portfolio security held by a fund for which market quotations are not readily available shall be determined in good faith and in a manner that assesses the security’s “fair value” on the valuation date (i.e., the amount that the fund might reasonably expect to receive for the security upon its current sale), based on a consideration of all available facts and all available information, including, but not limited to, the following: (i) the fundamental analytical data relating to the investment; (ii) the value of other relevant financial instruments, including derivative securities, traded on other markets or among dealers; (iii) an evaluation of the forces which influence the market in which these securities are purchased and sold (e.g., the existence of merger proposals or tender offers that might affect the value of the security); (iv) the type of the security; (v) the size of the holding; (vi) the initial cost of the security; (vii) trading volumes on markets, exchanges or among broker-dealers; (viii) price quotes from dealers and/or pricing services; (ix)

values of baskets of securities traded on other markets, exchanges, or among dealers; (x) changes in interest rates; (xi) information obtained from the issuer, analysts, other financial institutions and/or the appropriate stock exchange (for exchange traded securities); (xii) an analysis of the company's financial statements; (xiii) government (domestic or foreign) actions or pronouncements; (xiv) recent news about the security or issuer; (xv) whether two or more dealers with whom the adviser/subadviser regularly effects trades are willing to purchase or sell the security at comparable prices; and (xvi) other news events or relevant matters.

Certain non-U.S. securities may be fair valued in cases where closing prices are not readily available or are deemed not reflective of readily available market prices. For example, significant events (such as movement in the U.S. securities market, or other regional and local developments) may occur between the time that non-U.S. markets close (where the security is principally traded) and the time that a fund calculates its NAV at the close of regular trading on the NYSE (generally 4 p.m. Eastern time) that may impact the value of securities traded in these non-U.S. markets. In such cases, the funds fair value non-U.S. securities using an independent pricing service which considers the correlation of the trading patterns of the non-U.S. security to the intraday trading in the U.S. markets for investments such as ADRs, financial futures, ETFs, and certain indexes, as well as prices for similar securities. Because the frequency of significant events is not predictable, fair valuation of certain non-U.S. common stocks may occur on a frequent basis.

The value of a security, as determined using the funds' fair valuation procedures, may not reflect such security's market value.

At what price are shares purchased?

All investments received by the funds' authorized agents in good order prior to the close of regular trading on the NYSE (generally 4:00 PM Eastern Time) will be executed based on that day's NAV; investments received by the funds' authorized agent in good order after the close of regular trading on the NYSE will be executed based on the next business day's NAV. Shares credited to your account from the reinvestment of a fund's distributions will be in full and fractional shares that are purchased at the closing NAV on the next business day on which the fund's NAV is calculated following the dividend record date.

Sales Charges

An investor may be required to pay commissions and/or other forms of compensation to a broker for transactions in any share class, which are not reflected in the disclosure in this section.

What are the classes and how do they differ?

Each fund offers multiple classes of shares. Each class of shares has different sales and distribution charges. (See "Fund Fees and Expenses" in each fund's "Fund Summary," previously in this prospectus.) For certain classes of shares, the funds have adopted distribution and service plans allowed under Rule 12b-1 of the Investment Company Act of 1940, as amended, that authorize the funds to pay distribution and service fees ("Rule 12b-1 Fees") for the sale of their shares and for services provided to shareholders.

The Rule 12b-1 Fees paid by each class of the fund currently are as follows ("N/A" indicates that the fund does not offer the referenced share class, whereas "None" indicates that the share class has no applicable fees.):

Fund	Class A	Class C	Class I	Class R6
Virtus Ceredex Large-Cap Value Equity Fund	0.25%	1.00%	None	None
Virtus Ceredex Mid-Cap Value Equity Fund	0.25%	1.00%	None	None
Virtus Ceredex Small-Cap Value Equity Fund	0.25%	1.00%	None	None
Virtus SGA International Growth Fund	0.25%	N/A	None	None
Virtus Seix Core Bond Fund	0.25%	N/A	None	None
Virtus Seix Corporate Bond Fund	0.25%	1.00%	None	None
Virtus Seix Floating Rate High Income Fund	0.25%	1.00%	None	None
Virtus Seix High Grade Municipal Bond Fund	0.15%	N/A	None	N/A
Virtus Seix High Income Fund	0.25%	N/A	None	None
Virtus Seix High Yield Fund	0.25%	N/A	None	None
Virtus Seix Investment Grade Tax-Exempt Fund	0.25%	N/A	None	N/A
Virtus Seix Short-Term Bond Fund	0.20%	1.00%	None	N/A

Fund	Class A	Class C	Class I	Class R6
Virtus Seix Short-Term Municipal Bond Fund	0.15%	N/A	None	N/A
Virtus Seix Total Return Bond Fund	0.25%	N/A	None	None
Virtus Seix U.S. Government Securities Ultra-Short Bond Fund	0.25%	N/A	None	None
Virtus Seix U.S. Mortgage Fund	0.20%	1.00%	None	N/A
Virtus Seix Ultra-Short Bond Fund	0.25%	N/A	None	N/A
Virtus Silvant Large-Cap Growth Stock Fund	0.25%	N/A	None	None
Virtus Silvant Small-Cap Growth Stock Fund	0.25%	N/A	None	N/A
Virtus Zevenbergen Innovative Growth Stock Fund	0.25%	N/A	None	None

What arrangement is best for you?

The different classes of shares permit you to choose the method of purchasing shares that is most beneficial to you. In choosing a class of shares, consider the amount of your investment, the length of time you expect to hold the shares, whether you decide to receive distributions in cash or to reinvest them in additional shares, and any other personal circumstances. Depending upon these considerations, the accumulated distribution and service fees and contingent deferred sales charges of one class of shares may be more or less than the initial sales charge and accumulated distribution and service fees of another class of shares bought at the same time. Because distribution and service fees are paid out of a fund's assets on an ongoing basis, over time these fees will increase the cost of your investment and may cost you more than paying other types of sales charges.

Your financial representative should recommend only those arrangements that are appropriate for you based on known information. In certain instances, you may be entitled to a reduction or waiver of sales charges. For instance, you may be entitled to a sales charge discount on Class A Shares if you purchase more than certain breakpoints.

To determine your eligibility for a sales charge discount on Class A Shares, you may aggregate all of your accounts (including joint accounts, retirement accounts such as individual retirement accounts ("IRAs"), non-IRAs, etc.) and those of your spouse, domestic partner, children and minor grandchildren.

The availability of certain sales charge waivers and discounts may depend on whether you purchase your shares directly from the fund or through a financial intermediary. Different intermediaries may impose different sales charges (including partial reduction in or waivers of sales charges) other than those listed in this section. Such intermediary-specific sales charge variations are described in Appendix A to this prospectus, entitled "Intermediary Sales Charges Discounts and Waivers." Appendix A is incorporated herein by reference and is legally part of this prospectus.

Your financial representative may request that you provide an account statement or other holdings information to determine your eligibility for a breakpoint and/or waiver and to make certain all involved parties have the necessary data. In all instances, it is the purchaser's responsibility to notify the fund or the purchaser's financial representative at the time of purchase of any relationship or other facts qualifying the purchaser for sales charge waivers or discounts. For waivers and discounts not available through a particular intermediary, in order to receive these waivers or discounts shareholders will have to purchase fund shares through another intermediary offering such waivers or discounts or directly from the fund if the fund offers such waivers or discounts.

Additional information about the classes of shares offered, sales charges, breakpoints and discounts follows in this section and also may be found in the SAI in the section entitled "How to Buy Shares." Intermediary-specific sales charge variations are described in Appendix A to this prospectus, entitled "Intermediary Sales Charges Discounts and Waivers." This information is available free of charge, and in a clear and prominent format, at the Individual Investors section of virtus.com. Please be sure that you fully understand these choices before investing. If you or your financial representative requires additional assistance, you may also contact Virtus Fund Services by calling toll-free 800-243-1574.

Class A Shares. You will not pay any sales charge on purchases of Class A Shares of Virtus Seix U.S. Government Securities Ultra-Short Bond Fund and Virtus Seix Ultra-Short Bond Fund (the "Ultra-Short Bond Funds") (except to the extent an exchange into an Ultra-Short Bond Fund triggers a contingent deferred sales charge ("CDSC") on the shares being exchanged for the Ultra-Short Bond Fund shares, as discussed below). If you purchase Class A Shares of other funds in this prospectus, you will pay a sales charge at the time of purchase equal to the following: for Virtus Seix Short-Term Bond Fund, Virtus Seix Short-Term Municipal Bond Fund and Virtus Seix U.S. Mortgage Fund, 2.25% of the offering price (2.30% of the amount invested); for Virtus Seix Floating Rate High Income Fund, Virtus Seix High

Grade Municipal Bond Fund and Virtus Seix Investment Grade Tax-Exempt Bond Fund, 2.75% of the offering price (2.83% of the amount invested); for Virtus Seix Core Bond Fund, Virtus Seix Corporate Bond Fund, Virtus Seix High Income Fund, Virtus Seix High Yield Fund, and Virtus Seix Total Return Bond Fund 3.75% of the offering price (3.90% of the amount invested, and for the other funds, 5.50% of the offering price (5.82% of the amount invested). The sales charge may be reduced or waived under certain conditions. (See “Initial Sales Charge Alternative—Class A Shares” and “Class A Sales Charge Reductions and Waivers” below.) Generally, Class A Shares are not subject to any charges by the fund when redeemed; however, a CDSC may be imposed on certain redemptions (including exchanges into the Ultra-Short Bond Funds) on which a finder’s fee has been paid. For Virtus Seix Short-Term Bond Fund, Virtus Seix Short-Term Municipal Bond Fund and Virtus Seix U.S. Mortgage Fund, the CDSC may be imposed on redemptions made (including exchanges into the Ultra-Short Bond Funds) within 12 months of a finder’s fee being paid; for all other funds (except the Ultra-Short Bond Funds), the CDSC may be imposed on redemptions made (including exchanges into the Ultra-Short Bond Funds) within 18 months of a finder’s fee being paid. The Distributor may pay broker-dealers a finder’s fee for eligible Class A Share purchases in excess of \$250,000 for Virtus Seix Short-Term Bond Fund, Virtus Seix Short-Term Municipal Bond Fund and Virtus Seix U.S. Mortgage Fund and eligible Class A Share purchases in excess of \$1 million for all other funds in this prospectus (except the Ultra-Short Bond Funds). No front-end sales load is applied to purchases on which a finder’s fee is paid. The 12- or 18-month period begins on the last day of the month preceding the month in which the purchase was made, and shares not subject to a finder’s fee will be deemed to be redeemed first. There is no CDSC or finder’s fee applicable to the Ultra-Short Bond Funds (except to the extent an exchange into an Ultra-Short Bond Fund triggers a CDSC on the shares being exchanged for the Ultra-Short Bond Fund shares). Class A Shares have lower distribution and service fees (0.15% for Virtus High Grade Municipal Bond Fund and Virtus Seix Short-Term Municipal Bond Fund; 0.20% for Virtus Seix Short-Term Bond Fund and Virtus Seix U.S. Mortgage Fund; and 0.25% for all other Virtus Mutual Funds) and generally pay higher dividends than Class C Shares. If you transact in Class A Shares through a financial intermediary, your financial intermediary may charge you a fee outside of the fund, such as brokerage commission or an investment advisory fee. You should consult your financial intermediary regarding the different share classes available to you, how their fees and expenses differ, and whether the fees charged by your financial intermediary differ depending upon which share class you choose.

Class C Shares (Virtus Ceredex Large-Cap Value Equity Fund, Virtus Ceredex Mid-Cap Value Equity Fund, Virtus Ceredex Small-Cap Value Equity Fund, Virtus Seix Corporate Bond Fund, Virtus Seix Floating Rate High Income Fund, Virtus Seix Short-Term Bond Fund and Virtus Seix U.S. Mortgage Fund only). If you purchase Class C Shares, you will not pay a sales charge at the time of purchase. If you sell your Class C Shares within the first year after they are purchased, you will pay a deferred sales charge of 1%. (See “Deferred Sales Charge Alternative—Class C Shares” below.) Class C Shares have higher distribution and services fees (1.00%) and pay lower dividends than Class A Shares. Effective March 1, 2021, with certain exceptions, Class C Shares will convert to Class A Shares after eight years, thus reducing future annual expenses. If an investor intends to purchase greater than \$999,999 of Class C shares of the Virtus Ceredex Large-Cap Value Equity Fund, Virtus Ceredex Mid-Cap Value Equity Fund, Virtus Ceredex Small-Cap Value Equity Fund, Virtus Seix Corporate Bond Fund, Virtus Seix Floating Rate High Income Fund, Virtus Seix Short-Term Bond Fund and Virtus Seix U.S. Mortgage Fund, and the purchase would qualify for Class A shares with no load, then the purchase will automatically be made into a purchase of Class A shares, thus reducing expenses. The Funds may refuse any order to purchase shares. If you transact in Class C Shares through a financial intermediary, your financial intermediary may charge you a fee outside of the fund, such as brokerage commission or an investment advisory fee. You should consult your financial intermediary regarding the different share classes available to you, how their fees and expenses differ, and whether the fees charged by your financial intermediary differ depending upon which share class you choose.

Class I Shares. Class I Shares are offered primarily to clients of financial intermediaries that (i) charge such clients an ongoing fee for advisory, investment, consulting, or similar services; or (ii) have entered into an agreement with the funds’ distributor to offer Class I Shares through a no-load network or platform. Such clients may include pension and profit sharing plans, other employee benefit trusts, endowments, foundations and corporations. Class I Shares are also offered to private and institutional clients of, or referred by, the adviser, a subadviser or their affiliates, and to Trustees of the funds and trustees/directors of affiliated open- and closed-end funds, and directors, officers and employees of Virtus and its affiliates. If you are eligible to purchase and do purchase Class I Shares, you will pay no sales charge at any time. There are no distribution and service fees applicable to Class I Shares. If you transact in Class I Shares through a financial intermediary, your financial intermediary may charge you a fee outside of the fund, such as brokerage commission or an investment advisory fee. You should consult your financial intermediary regarding the different share classes available to you, how their fees and expenses differ, and whether the fees charged by your financial intermediary differ depending upon which share class you choose.

Class R6 Shares (Virtus Ceredex Large-Cap Value Equity Fund, Virtus Ceredex Mid-Cap Value Equity Fund, Virtus Ceredex Small-Cap Value Equity Fund, Virtus SGA International Growth Fund, Virtus Seix Core Bond Fund, Virtus Seix Corporate Bond Fund, Virtus Seix Floating Rate High Income Fund, Virtus Seix High Income Fund, Virtus Seix High Yield Fund, Virtus Seix Total Return Bond Fund, Virtus Seix U.S. Government Securities Ultra-Short Bond Fund, Virtus Silvant Large-Cap Growth Stock Fund and Virtus Zevenbergen Innovative Growth Stock Fund only). Class R6 Shares are offered without a minimum initial investment to the following investors in plan level or omnibus accounts only (provided that they do not require or receive any compensation, administrative payments, sub-transfer agency payments or service payments with respect to Class R6 Shares): (i) qualified retirement plans, including, but not limited to, 401(k) plans, 457 plans, employer sponsored 403(b) plans, and defined benefit plans; (ii) banks and trust companies; (iii) insurance companies; (iv) financial intermediaries utilizing such shares in fee-based investment advisory programs; (v) registered investment companies; and (vi) non-qualified deferred compensation plans. Other institutional investors may be permitted to purchase Class R6 Shares subject to the fund's determination of eligibility and may be subject to a \$2,500,000 minimum initial investment requirement. In addition, without a minimum initial investment requirement, Class R6 Shares are available to any trustee of the Virtus Funds and trustees/directors of affiliated open- and closed-end funds, directors, officers and employees of Virtus and its affiliates, and a spouse or domestic partner, child or minor grandchild of any such qualifying individual (in each case either individually or jointly with other investors), provided in each case that those shares are held directly with the Transfer Agent or in an eligible account. The minimum initial investment amount may be waived subject to the fund's discretion. If you are eligible to purchase and do purchase Class R6 Shares, you will pay no sales charge at any time. There are no distribution and service fees applicable to Class R6 Shares. If you transact in Class R6 Shares through a financial intermediary, your financial intermediary may charge you a fee outside of the fund, such as brokerage commission or an investment advisory fee. You should consult your financial intermediary regarding the different share classes available to you, how their fees and expenses differ, and whether the fees charged by your financial intermediary differ depending upon which share class you choose.

Initial Sales Charge Alternative—Class A Shares. There is no sales charge applied to purchases of the Ultra-Short Bond Funds. The public offering price of Class A Shares of the other funds in this prospectus is the NAV plus a sales charge that varies depending on the size of your purchase. (See “Class A Shares—Reduced Initial Sales Charges” in the SAI.) Shares purchased based on the automatic reinvestment of income dividends or capital gain distributions are not subject to any sales charges. The sales charge, if any, is divided between your investment dealer and the fund's underwriter, VP Distributors, LLC (“VP Distributors” or the “Distributor”).

Sales Charge you may pay to purchase Class A Shares

Virtus Seix U.S. Government Securities Ultra-Short Bond Fund and Virtus Seix Ultra-Short Bond Fund

There is no sales charge applied to purchases of Virtus Seix U.S. Government Securities Ultra-Short Bond Fund and Virtus Seix Ultra-Short Bond Fund (except to the extent an exchange into an Ultra-Short Bond Fund triggers a CDSC on the shares being exchanged for the Ultra-Short Bond Fund shares).

Virtus Seix Short-Term Bond Fund, Virtus Seix Short-Term Municipal Bond Fund and Virtus Seix U.S. Mortgage Fund

Amount of Transaction at Offering Price	Sales Charge as a percentage of	
	Offering Price	Net Amount Invested
Under \$100,000	2.25%	2.30%
\$100,000 but under \$250,000	1.75	1.78
\$250,000 or more	None	None

Virtus Seix Floating Rate High Income Fund, Virtus Seix High Grade Municipal Bond Fund and Virtus Seix Investment Grade Tax-Exempt Bond Fund,

Amount of Transaction at Offering Price	Sales Charge as a percentage of	
	Offering Price	Amount Invested
Under \$50,000	2.75%	2.83%
\$50,000 but under \$100,000	2.25	2.30
\$100,000 but under \$250,000	1.75	1.78
\$250,000 but under \$500,000	1.25	1.27
\$500,000 but under \$1,000,000	1.00	1.00
\$1,000,000 or more	None	None

Virtus Seix Core Bond Fund, Virtus Seix Corporate Bond Fund, Virtus Seix High Income Fund, Virtus Seix High Yield Fund and Virtus Seix Total Return Bond Fund

Amount of Transaction at Offering Price	Sales Charge as a percentage of	
	Offering Price	Amount Invested
Under \$50,000	3.75%	3.90%
\$50,000 but under \$100,000	3.50	3.63
\$100,000 but under \$250,000	3.25	3.36
\$250,000 but under \$500,000	2.25	2.30
\$500,000 but under \$1,000,000	1.75	1.78
\$1,000,000 or more	None	None

All Other Funds

Amount of Transaction at Offering Price	Sales Charge as a percentage of	
	Offering Price	Net Amount Invested
Under \$50,000	5.50%	5.82%
\$50,000 but under \$100,000	4.50	4.71
\$100,000 but under \$250,000	3.50	3.63
\$250,000 but under \$500,000	2.50	2.56
\$500,000 but under \$1,000,000	2.00	2.04
\$1,000,000 or more	None	None

Class A Sales Charge Reductions and Waivers

Investors may qualify for reduced or no initial (front-end) sales charges, as shown in the table above, through utilization of Combination Purchase Privilege, Letter of Intent, Right of Accumulation, Purchase by Associations or the Account Reinstatement Privilege. These programs are summarized below and are described in greater detail in the SAI. These reductions and waivers do not apply to any CDSC that may be applied to certain Class A Share redemptions.

Combination Purchase Privilege. Your purchase of any class of shares of these funds or any other Virtus Mutual Fund, (other than Class A Shares of the Ultra-Short Bond Funds) if made at the same time by the same person, will be added together with any existing Virtus Mutual Fund account values to determine whether the combined sum entitles you to an immediate reduction in sales charges. A “person” is defined in this and the following sections as either: (a) any individual, his or her spouse or domestic partner, children and minor grandchildren purchasing shares for his, her or their own account (including an IRA account) including his, her or their own sole proprietorship or trust where any of the above is a named beneficiary; (b) a trustee or other fiduciary purchasing for a single trust, estate or single fiduciary account (even though more than one beneficiary may exist); (c) multiple accounts (up to 200) under a qualified employee benefit plan or administered by a third party administrator; or (d) trust companies, bank trust departments, registered investment advisers, and similar entities placing orders or providing administrative services with respect to accounts over which they exercise discretionary investment authority and which are held in a fiduciary, agency, custodial or similar capacity, provided all shares are held of record in the name, or nominee name, of the entity placing the order.

Letter of Intent. If you sign a Letter of Intent, your purchase of any class of shares of these funds or any other Virtus Mutual Fund, (other than Class A Shares of the Ultra-Short Bond Funds) if made by the same person within a 13-month

period, will be added together to determine whether you are entitled to an immediate reduction in sales charges. Sales charges are reduced based on the overall amount you indicate that you will buy under the Letter of Intent. The Letter of Intent is a mutually non-binding arrangement between you and Virtus Mutual Funds. Shares worth 5% of the Letter of Intent amount will be held in escrow (while remaining registered in your name) to secure payment of the higher sales charges applicable to the shares actually purchased in the event the full intended amount is not purchased.

Right of Accumulation. The value of your account(s) in any class of shares of these funds or any other Virtus Mutual Fund, (other than Class A Shares of the Ultra-Short Bond Funds) if made over time by the same person, may be added together at the time of each purchase to determine whether the combined sum entitles you to a prospective reduction in sales charges. You must provide certain account information to Virtus Mutual Funds or their agents at the time of purchase to exercise this right.

Gifting of Shares. If you make a gift of shares of a Virtus Mutual Fund, upon your request you may combine purchases, if made at the same time, of any class of shares of these funds or any other Virtus Mutual Fund at the sales charge discount allowed for the combined purchase. The receiver of the gift may also be entitled to a prospective reduction in sales charges in accordance with the funds' right of accumulation or other provisions. You or the receiver of the gift must provide certain account information to Virtus Mutual Funds or their agents at the time of purchase to exercise this right.

Purchase by Associations. Certain groups or associations may be treated as a "person" and qualify for reduced Class A Share sales charges. The group or association must: (1) have been in existence for at least six months; (2) have a legitimate purpose other than to purchase mutual fund shares at a reduced sales charge; (3) work through an investment dealer; and (4) not be a group whose sole reason for existing is to consist of members who are credit card holders of a particular company, policyholders of an insurance company, customers of a bank or a broker-dealer or clients of an investment adviser.

Account Reinstatement Privilege. Subject to the funds' policies and procedures regarding market timing, for 180 days after you sell your Class A Shares on which you previously paid a sales charge, you may purchase Class A Shares of any Virtus Mutual Fund at NAV, with no sales charge, by reinvesting all or part of your proceeds, but not more.

Sales at Net Asset Value. In addition to the programs summarized above, the funds may sell their Class A Shares at NAV without an initial sales charge to certain types of accounts or account holders, as described below.

If you fall within any one of the following categories, you will not have to pay a sales charge on your purchase of Class A Shares, provided that such purchase is made upon the written assurance of the purchaser that the purchase is made for investment purposes and that the shares so acquired will not be resold except to the Fund:

- (1) Trustee, director or officer of any Virtus Mutual Fund, or any other mutual fund advised, subadvised or distributed by the Adviser, Distributor or any of their corporate affiliates;
- (2) Any director or officer, or any full-time employee or sales representative (for at least 90 days), of the applicable Fund's Adviser, subadviser or Distributor;
- (3) Any private client of an Adviser or subadviser to any Virtus Mutual Fund;
- (4) Registered representatives and employees of securities dealers with whom the Distributor has sales agreements;
- (5) Any qualified retirement plan exclusively for persons described above;
- (6) Any officer, director or employee of a corporate affiliate of the Adviser, a subadviser or the Distributor;
- (7) Any spouse or domestic partner, child, parent, grandparent, brother or sister of any person named in (1), (2), (4) or (6) above;
- (8) Employee benefit plans for employees of the Adviser, Distributor and/or their corporate affiliates;
- (9) Any employee or agent who retires from the Distributor and/or their corporate affiliates or from PNX, as long as, with respect to PNX employees or agents, such individual was employed by PNX prior to December 31, 2008;
- (10) Any Virtus direct account held in the name of a qualified employee benefit plan, endowment fund or foundation if, on the date of the initial investment, the plan, fund or foundation has assets of \$10,000,000 or more or at least 100 eligible employees;
- (11) Any person with a direct rollover transfer of shares from an established Virtus Mutual Fund or Virtus qualified plan;
- (12) Any state, county, city, department, authority or similar agency prohibited by law from paying a sales charge;

(13) Any unallocated account held by a third party administrator, registered investment adviser, trust company, or bank trust department which exercises discretionary authority and holds the account in a fiduciary, agency, custodial or similar capacity, if in the aggregate such accounts held by such entity equal or exceed \$1,000,000;

(14) Any deferred compensation plan established for the benefit of any trustee or director of Virtus, any Virtus Mutual Fund, or any open-or closed-end fund advised, subadvised or distributed by the Adviser, the Distributor or any of their corporate affiliates.

If you fall within any one of the following categories, you also will not have to pay a sales charge on your purchase of Class A Shares:

(15) Individuals purchasing through an account with an unaffiliated brokerage firm having an agreement with the Distributor to waive sales charges for its clients (see Appendix A to this prospectus for a description of broker-dealers offering various sales load waivers);

(16) Purchasers of Class A Shares bought through investment advisers and financial planners who charge an advisory, consulting or other fee for their services and buy shares for their own accounts or the accounts of their clients;

(17) Retirement plans and deferred compensation plans and trusts used to fund those plans (including, for example, certain plans qualified or created under Sections 401(a), 403(b) or 457 of the Internal Revenue Code (the "Code")), and "rabbi trusts" that buy shares for their own accounts, in each case if those purchases are made through a broker or agent or other financial intermediary that has made special arrangements with the Distributor for such purchases; or

(18) Clients of investment advisors or financial planners who buy shares for their own accounts but only if their accounts are linked to a master account of their investment advisor or financial planner on the books and records of the broker, agent or financial intermediary with which the Distributor has made such special arrangements. (See Appendix A to this prospectus for a description of broker-dealers offering various sales load waivers.) Each of the investors described in (15) through (18) may be charged a fee by the broker, agent or financial intermediary for purchasing shares.

CDSC you may pay on Class A Shares (except the Ultra-Short Bond Funds)

Investors buying Class A Shares on which a finder's fee has been paid may incur a CDSC if they redeem their shares or exchange their shares for shares of the Ultra-Short Bond Funds. For Virtus Seix Short-Term Bond Fund, Virtus Seix Short-Term Municipal Bond Fund and Virtus Seix U.S. Mortgage Fund, the CDSC may be imposed on redemptions (including exchanges into the Ultra-Short Bond Funds) made within 12 months of a finder's fee being paid; for all other funds in this prospectus (except the Ultra-Short Bond Funds), the CDSC may be imposed on redemptions (including exchanges into the Ultra-Short Bond Funds) made within 18 months of a finder's fee being paid. For Virtus fixed income funds, the CDSC is 0.50%; for all other Virtus Mutual Funds in this prospectus (except the Ultra-Short Bond Funds), the CDSC is 1.00%. The 12- or 18-month period begins on the last day of the month preceding the month in which the purchase was made, and shares not subject to a finder's fee will be deemed to be redeemed first. The CDSC will be multiplied by the then current market value or the initial cost of the shares being redeemed, whichever is less. There is no CDSC or finder's fee applicable to the Ultra-Short Bond Funds (except to the extent an exchange into an Ultra-Short Bond Fund triggers a CDSC on the shares being exchanged for the Ultra-Short Bond Fund shares).

Deferred Sales Charge Alternative—Class C Shares

Class C Shares are purchased without an initial sales charge; however, shares sold within one year of purchase are subject to a CDSC of 1.00%. The sales charge will be multiplied by the then-current market value or the initial cost of the shares being redeemed, whichever is less. No sales charge will be imposed on increases in NAV or on shares purchased through the reinvestment of income dividends or capital gain distributions. To minimize the sales charge, shares not subject to any charge will be redeemed first, followed by shares held the longest. The date of purchase will be used to calculate the number of shares owned and time period held.

Effective March 1, 2021, with certain exceptions, Class C Shares, and any reinvested dividends and other distributions paid on such shares, will automatically convert to Class A Shares after eight years. However, for investors invested in Class C Shares through a financial intermediary or recordkeeper, it is the responsibility of the financial intermediary or recordkeeper to ensure that the investor is credited with the proper holding period for the shares redeemed. The automatic conversion of Class C Shares to Class A Shares shall not apply to shares held through intermediaries or recordkeepers that do not track the length of time that a participant has held such shares or that are not otherwise able to operationally support the automatic conversion feature.

In addition, certain Class C Shares may be exchangeable in advance of the automatic conversion. If you hold your shares through a financial intermediary or recordkeeper, please contact your financial intermediary or recordkeeper for

additional information. Class C Shares that have been held directly with the fund, and not through a financial intermediary, for fewer than the required number of years may be exchanged for Class A Shares at the fund's or transfer agent's discretion if (i) the Class C Shares are not subject to a CDSC, and (ii) a commission was not paid on the sale of such Class C Shares.

All conversions and exchanges from Class C Shares to Class A Shares will be on the basis of the relative NAVs per share, without the imposition of any sales load, fee or other charge. Automatic conversions of Class C shares to Class A shares will generally be processed monthly on or about the 10th day of the month, although for investors invested in Class C Shares through a financial intermediary or recordkeeper, it is the responsibility of the financial intermediary or recordkeeper to determine the timing of the conversions. As of the date of this Prospectus, conversions and exchanges from Class C Shares to Class A Shares of the same fund are not expected to be considered taxable events for Federal income tax purposes. Shareholders should consult their tax advisors regarding their own tax considerations.

Deferred Sales Charge you may pay to sell Class C Shares

Year	1	2+
CDSC	1%	0%

Class A and Class C CDSC Reductions and Waivers

The CDSC is waived on the redemption (sale) of Class A Shares and Class C Shares if the redemption is made:

- (a) within one year of death;
 - (i) of the sole shareholder on an individual account,
 - (ii) of a joint tenant where the surviving joint tenant is the deceased's spouse or domestic partner,
 - (iii) of the beneficiary of a Uniform Gifts to Minors Act (UGMA), Uniform Transfers to Minors Act (UTMA) or other custodial account, or
 - (iv) of the "grantor" on a trust account;
- (b) within one year of disability, as defined in Code Section 72(m)(7);
- (c) as part of a required minimum distribution for IRA and other retirement accounts due to the shareholder reaching the qualified age based on applicable IRS regulations as described in the fund's Prospectus;
- (d) by 401(k) plans using an approved participant tracking system for participant hardships, death, disability or normal retirement, and loans which are subsequently repaid;
- (e) based on the exercise of exchange privileges among Class A Shares and Class C Shares of these funds or any of the Virtus Mutual Funds;
- (f) based on any direct rollover transfer of shares from an established Virtus Mutual Fund qualified plan into a Virtus Mutual Fund IRA by participants terminating from the qualified plan; and
- (g) based on the systematic withdrawal program, provided such withdrawals do not exceed more than 1% monthly or 3% quarterly of the aggregate net investments. (See "Systematic Withdrawal Program" in this SAI for additional information about these restrictions.)

If, as described in condition (a) above, an account is transferred to an account registered in the name of a deceased's estate, the CDSC will be waived on any redemption from the estate account occurring within one year of the death.

The availability of certain sales charge waivers and discounts may depend on whether you purchase your shares through a financial intermediary offering them. Different intermediaries may impose different sales charges (including partial reduction in or waivers of sales charges) other than those listed in this section, provided that they do not exceed the maximum sales charge listed. Such intermediary-specific sales charge variations are described in Appendix A to this prospectus, entitled "Intermediary Sales Charge Discounts and Waivers." Appendix A is incorporated herein by reference and is legally part of this prospectus.

Compensation to Dealers

Class A Shares, Class C Shares and Class I Shares Only

Dealers with whom the Distributor has entered into sales agreements receive a discount or commission on Class A Shares as described below.

Virtus Seix Short-Term Bond Fund, Virtus Seix Short-Term Municipal Bond Fund and Virtus Seix U.S. Mortgage Fund

Amount of Transaction at Offering Price	Sales Charge as a Percentage of Offering Price	Sales Charge as a Percentage of Amount Invested	Dealer Discount as a Percentage of Offering Price
Under \$100,000	2.25%	2.30%	2.00%
\$100,000 but under \$250,000	1.75	1.78	1.50
\$250,000 or more	None	None	None

Virtus Seix Floating Rate High Income Fund, Virtus Seix High Grade Municipal Bond Fund and Virtus Seix Investment Grade Tax-Exempt Bond Fund

Amount of Transaction at Offering Price	Sales Charge as a Percentage of Offering Price	Sales Charge as a Percentage of Amount Invested	Dealer Discount as a Percentage of Offering Price
Under \$50,000	2.75%	2.83%	2.25%
\$50,000 but under \$100,000	2.25	2.30	2.00
\$100,000 but under \$250,000	1.75	1.78	1.50
\$250,000 but under \$500,000	1.25	1.27	1.00
\$500,000 but under \$1,000,000	1.00	1.01	1.00
\$1,000,000 or more	None	None	None

Virtus Seix Core Bond Fund, Virtus Seix Corporate Bond Fund, Virtus Seix High Income Fund, Virtus Seix High Yield Fund and Virtus Seix Total Return Bond Fund

Amount of Transaction at Offering Price	Sales Charge as a Percentage of Offering Price	Sales Charge as a Percentage of Amount Invested	Dealer Discount as a Percentage of Offering Price
Under \$50,000	3.75%	3.90%	3.25%
\$50,000 but under \$100,000	3.50	3.63	3.00
\$100,000 but under \$250,000	3.25	3.36	2.75
\$250,000 but under \$500,000	2.25	2.30	2.00
\$500,000 but under \$1,000,000	1.75	1.78	1.50
\$1,000,000 or more	None	None	None

All Other Funds

Amount of Transaction at Offering Price	Sales Charge as a Percentage of Offering Price	Sales Charge as a Percentage of Amount Invested	Dealer Discount as a Percentage of Offering Price
Under \$50,000	5.50%	5.82%	4.75%
\$50,000 but under \$100,000	4.50	4.71	4.00
\$100,000 but under \$250,000	3.50	3.63	3.00
\$250,000 but under \$500,000	2.50	2.56	2.00
\$500,000 but under \$1,000,000	2.00	2.04	1.75
\$1,000,000 or more	None	None	None

With respect to Class C Shares, the Distributor intends to pay investment dealers a sales commission of 1% of the sale price of Class C Shares sold by such dealers. Your broker, dealer or financial professional may also charge you additional commissions or fees for their services in selling shares to you provided they notify the Distributor of their intention to do so.

Dealers and other entities that enter into special arrangements with the Distributor or the funds' transfer agent, Virtus Fund Services, LLC (the "Transfer Agent"), may receive compensation for the sale and promotion of shares of these funds. Such fees are in addition to the sales commissions referenced above and may be based upon the amount of sales of fund shares by a dealer; the provision of assistance in marketing of fund shares; access to sales personnel and information dissemination services; and other criteria as established by the Distributor. Depending on the nature of the services, these fees may be paid either from the funds through distribution fees, service fees or, in some cases, the Distributor may pay certain fees from its own profits and resources.

Dealers and other entities that enter into special arrangements with the Distributor or the Transfer Agent may receive compensation from or on behalf of the funds for providing certain recordkeeping and related services to the funds or their shareholders. These fees may also be referred to as shareholder accounting fees, administrative services fees, sub-transfer agent fees or networking fees. They are not for the sale, promotion or marketing of fund shares.

From its own profits and resources, the Distributor may, from time to time, make payments to qualified wholesalers, registered financial institutions and third party marketers for marketing support services and/or retention of assets. These payments are sometimes referred to as "revenue sharing." Among others, the Distributor has agreed to make such payments for marketing support services to Equitable Advisors, LLC. Additionally, for Virtus Seix Short-Term Bond Fund, Virtus Seix Short-Term Municipal Bond Fund and Virtus Seix U.S. Mortgage Fund, the Distributor may pay broker-dealers a finder's fee in an amount equal to 0.50% of eligible Class A Share purchases from \$250,000 to \$3,000,000 and 0.25% on amounts greater than \$3,000,000. For all other Virtus fixed income funds (except the Ultra-Short Bond Funds), the Distributor may pay broker-dealers a finder's fee in an amount equal to 0.50% of eligible Class A Share purchases from \$1,000,000 to \$3,000,000 and 0.25% on amounts greater than \$3,000,000. For all other Virtus Mutual Funds in this prospectus (except the Ultra-Short Bond Funds), the Distributor may pay broker-dealers a finder's fee of 1.00% on amounts from \$1,000,000 to \$3,000,000, 0.50% on amounts of \$3,000,001 to \$10,000,000, and 0.25% on amounts greater than \$10,000,000. Purchases of Class A Shares by an account in the name of a qualified employee benefit plan are eligible for a finder's fee only if such plan has at least 100 eligible employees. A CDSC may be imposed on certain redemptions (including exchanges into the Ultra-Short Bond Funds) of such Class A investments. For Virtus Seix Short-Term Bond Fund, Virtus Seix Short-Term Municipal Bond Fund and Virtus Seix U.S. Mortgage Fund, the CDSC may be imposed on redemptions within 12 months of a finder's fee being paid; for all other funds in this prospectus to which a CDSC applies, the CDSC may be imposed on redemptions within 18 months of a finder's fee being paid. For Virtus fixed income funds, the CDSC is 0.50%; for all other Virtus Mutual Funds in this prospectus (except the Ultra-Short Bond Funds), the CDSC is 1.00%. There is no CDSC or finder's fee applicable to the Ultra-Short Bond Funds (except to the extent an exchange into an Ultra-Short Bond Fund triggers a CDSC on the shares being exchanged for the Ultra-Short Bond Fund shares). For purposes of determining the applicability of the CDSC, the 12- or 18-month period begins on the last day of the month preceding the month in which the purchase was made. The Distributor will also pay broker-dealers a service fee of up to 0.25% beginning in the thirteenth month following purchase of Class A Shares on which a finder's fee has been paid. (For the exact rate for your fund(s), please refer to the chart in the section of this prospectus entitled "Sales Charges" under "What are the classes and how do they differ?") VP Distributors reserves the right to discontinue or alter such fee payment plans at any time.

From its own resources or pursuant to the distribution and shareholder servicing plans, and subject to the dealers' prior approval, the Distributor may provide additional compensation to registered representatives of dealers in the form of travel expenses, meals, and lodging associated with training and educational meetings sponsored by the Distributor. The Distributor may also provide gifts amounting in value to less than \$100, and occasional meals or entertainment, to registered representatives of dealers. Any such travel expenses, meals, lodging, gifts or entertainment paid will not be preconditioned upon the registered representatives' or dealers' achievement of a sales target. The Distributor may, from time to time, reallocate the entire portion of the sales charge on Class A Shares which it normally retains to individual selling dealers. However, such additional reallocation generally will be made only when the selling dealer commits to substantial marketing support such as internal wholesaling through dedicated personnel, internal communications and mass mailings.

The Distributor has also agreed to pay fees to certain distributors for preferred marketing opportunities. These arrangements may be viewed as creating a conflict of interest between these distributors and investors. Investors should make due inquiry of their selling agents to ensure that investors are receiving the requisite point of sale disclosures and appropriate recommendations free of any influence by reason of these arrangements.

The categories of payments the Distributor and/or the Transfer Agent may make to other parties are not mutually exclusive, and such parties may receive payments under more than one or all categories. These payments could be significant to a party receiving them, creating a conflict of interest for such party in making investment recommendations to investors. Investors should make due inquiry of any party recommending the funds for purchase to ensure that such investors are receiving the requisite point of sale disclosures and appropriate recommendations free of any influence by reason of these arrangements.

A document containing information about sales charges, including breakpoint (volume) discounts, is available free of charge on the Internet at virtus.com. In the Our Products section, go to the "Mutual Funds" tab and click on the link for Breakpoint (Volume) Discounts.

Class R6 Shares Only

No compensation, administrative payments, sub-transfer agency payments or service payments are paid to brokers or other entities from fund assets or the Distributor's or an affiliate's resources on sales of or investments in Class R6 Shares. Class R6 Shares do not carry sales commissions or pay Rule 12b-1 fees, or make payments to brokers or other entities to assist in, or in connection with, the sale of the fund's shares.

Your Account

Opening an Account

Class A Shares, Class C Shares and Class I Shares Only

Your financial professional can assist you with your initial purchase as well as all phases of your investment program. If you are opening an account by yourself, please follow the instructions outlined below.

The funds have established the following preferred methods of payment for fund shares:

- Checks drawn on an account in the name of the investor and made payable to Virtus Mutual Funds;
- Checks drawn on an account in the name of the investor's company or employer and made payable to Virtus Mutual Funds; or
- Wire transfers or Automated Clearing House ("ACH") transfers from an account in the name of the investor, or the investor's company or employer.

Payment in other forms may be accepted at the discretion of the funds; however, the funds generally do not accept such other forms of payment as cash equivalents (such as traveler's checks, cashier's checks, money orders or bank drafts), starter checks, credit card convenience checks, or certain third party checks. Please specify the name(s) of the fund or funds in which you would like to invest on the check or transfer instructions.

To help the government fight the funding of terrorism and money laundering activities, federal law requires all financial institutions to obtain, verify and record information that identifies each person who opens an account. Accordingly, when you open an account, we will ask for your name, address, date of birth and other information that will allow us to identify you. We may check the information you provide against publicly available databases, information obtained from consumer reporting agencies, other financial institutions or other sources. If, after reasonable effort, we cannot verify your identity, we reserve the right to close the account and redeem the shares at the NAV next calculated after the decision is made by us to close the account.

Step 1.

Your first choice will be the initial amount you intend to invest in each fund.

Minimum **initial** investments applicable to Class A and Class C Shares:

- \$100 for individual retirement accounts ("IRAs"), accounts that use the systematic exchange privilege, or accounts that use the Systematic Purchase program. (See Investor Services and Other Information for additional details.)
- There is no initial dollar requirement for defined contribution plans, asset-based fee programs, profit-sharing plans, or employee benefit plans. There is also no minimum for reinvesting dividends and capital gains into another account.
- \$2,500 for all other accounts.

Minimum **additional** investments applicable to Class A and Class C Shares:

- \$100 for any account.
- There is no minimum additional investment requirement for defined contribution plans, asset-based fee programs, profit-sharing plans, or employee benefit plans. There is also no minimum additional investment requirement for reinvesting dividends and capital gains into another account.

Minimum **initial** investments applicable to Class I Shares:

- \$100,000 for any account for qualified investors. (Call Virtus Fund Services at 800-243-1574 for additional details.)

There is no minimum additional investment requirement applicable to Class I Shares.

Step 2.

Your second choice will be what class of shares to buy. Each share class, except Class I Shares and Class R6 Shares, has different sales and distribution charges. Because all future investments in your account will be made in the share class you choose when you open your account, you should make your decision carefully. Your financial professional can help you pick the share class that makes the most sense for your situation.

Step 3.

Your next choice will be how you want to receive any dividends and capital gain distributions. Your options are:

- Receive both dividends and capital gain distributions in additional shares;
- Receive dividends in additional shares and capital gain distributions in cash;
- Receive dividends in cash and capital gain distributions in additional shares; or
- Receive both dividends and capital gain distributions in cash.

No interest will be paid on uncashed distribution checks.

Class R6 Shares Only

If you are investing through a qualified retirement plan, bank or trust company, insurance company or other qualifying financial institution, registered investment company or non-qualified deferred compensation plan, your financial institution or financial intermediary will provide you with the information you need to open an account and buy Class R6 Shares. If you are a qualified institutional investor, or qualified individual investor as described under the heading "What arrangement is best for you?," please refer to the instructions above for Class A Shares, Class C Shares and Class I Shares, except for the application of any minimum initial and/or additional purchase requirement.

All Share Classes

The funds reserve the right to refuse any purchase order for any reason. The fund will notify the investor of any such rejection in accordance with industry and regulatory standards, which is generally within three business days. The funds further reserve the right to close an account (or to take such other steps as the funds or their agents deem reasonable) for any lawful reason, including but not limited to the suspicion of fraud or other illegal activity in connection with the account.

Listing a Trusted Contact

For shareholders who have a mutual fund account directly with Virtus, you have the option of adding a Trusted Contact to our records. The Trusted Contact is someone you authorize us to contact to address any concerns about fraudulent activity or financial exploitation; to inquire about your status as an active shareholder; and/or to disclose account activity or account details if necessary for protecting your account assets.

The Trusted Contact is not permitted to execute transactions or make changes to your account. Other than the shareholder, only the named financial professional of record on the account, or a Power of Attorney/guardian/conservator who is named on the account or has submitted instructions, signed in capacity with a Medallion Guarantee, are permitted to execute transactions or make account changes. Your Trusted Contact must be at least 18 years of age, and should not be your financial professional of record or an individual who is already named on the account.

How to Buy Shares

Class A Shares, Class C Shares and Class I Shares Only

	To Open An Account
Through a financial professional	Contact your financial professional. Some financial professionals may charge a fee and may set different minimum investments or limitations on buying shares.
Through the mail	Complete a new account application and send it with a check payable to the fund. Mail them to: Virtus Mutual Funds, P.O. Box 9874, Providence, RI 02940-8074.

	To Open An Account
Through express delivery	Complete a new account application and send it with a check payable to the fund. Send them to: Virtus Mutual Funds, 4400 Computer Drive, Westborough, MA 01581-1722.
By Federal Funds wire	Call us at 800-243-1574 (press 1, then 0).
By Systematic Purchase	Complete the appropriate section on the application and send it with your initial investment payable to the fund. Mail them to: Virtus Mutual Funds, P.O. Box 9874, Providence, RI 02940-8074.
By telephone exchange	Call us at 800-243-1574 (press 1, then 0).

Class R6 Shares Only

If you are investing through a qualified retirement plan, bank or trust company, insurance company or other qualifying financial institution, registered investment company or non-qualified deferred compensation plan, your financial institution or financial intermediary will provide you with the information you need to buy Class R6 Shares. If you are a qualified institutional investor, or qualified individual investor as described under the heading “What arrangement is best for you?,” please refer to the instructions above for Class A Shares, Class C Shares and Class I Shares.

All Share Classes

The price at which a purchase is effected is based on the NAV next determined after receipt of a purchase order in good order by the funds’ Transfer Agent or an authorized agent. A purchase order is generally in “good order” if an acceptable form of payment accompanies the purchase order and the order includes the appropriate application(s) and/or other form(s) and any supporting legal documentation required by the funds’ Transfer Agent or an authorized agent, each in legible form. However, the funds, their Transfer Agent or other authorized agent may consider a request to be not in good order even after receiving all required information if any of them suspects that the request is fraudulent or otherwise not valid.

Each fund reserves the right to refuse any order that may disrupt the efficient management of that fund.

How to Sell Shares

Class A Shares, Class C Shares and Class I Shares Only

	To Sell Shares
Through a financial professional	Contact your financial professional. Some financial professionals may charge a fee and may set different minimums on redemptions of accounts.
Through the mail	Send a letter of instruction to: Virtus Mutual Funds, P.O. Box 9874, Providence, RI 02940-8074. Be sure to include the registered owner’s name, fund and account number and number of shares or dollar value you wish to sell.
Through express delivery	Send a letter of instruction to: Virtus Mutual Funds, 4400 Computer Drive, Westborough, MA 01581-1722. Be sure to include the registered owner’s name, fund and account number and number of shares or dollar value you wish to sell.
By telephone	For sales up to \$50,000, requests can be made by calling 800-243-1574.
By telephone exchange	Call us at 800-243-1574 (press 1, then 0).
By check (Ultra-Short Bond Funds only)	If you selected the checkwriting feature, you may write checks for amounts of \$250 or more. Checks may not be used to close accounts.

Class R6 Shares Only

If you are investing through a qualified retirement plan, bank or trust company, insurance company or other qualifying financial institution, registered investment company or non-qualified deferred compensation plan, your financial institution or financial intermediary will provide you with the information you need to sell Class R6 Shares. If you are a qualified institutional investor, or qualified individual investor as described under the heading “What arrangement is best for you?,” please refer to the instructions above for Class A Shares, Class C Shares and Class I Shares.

All Share Classes

You have the right to have the funds buy back shares at the NAV next determined after receipt of a redemption request in good order by the funds’ Transfer Agent or an authorized agent. In the case of a Class C Share redemption, and certain Class A Share redemptions, you will be subject to the applicable contingent deferred sales charge, if any, for such shares. Subject to certain restrictions, shares may be redeemed by telephone or in writing. In addition, shares may be sold through securities dealers, brokers or agents who may charge customary commissions or fees for their services. The funds do not charge any redemption fees.

Regardless of the method used by the funds for payment (e.g., check, wire or electronic transfer (ACH)), payment for shares redeemed will normally be sent one business day after the request is received in good order by the transfer agent, or one business day after the trade has settled for trades submitted through the NSCC, but will in any case be made within seven days after tender. The funds expect to meet redemption requests, both under normal circumstances and during periods of stressed market conditions, by using cash, by selling portfolio assets to generate cash, or by borrowing funds under a line of credit, subject to availability of capacity in such line of credit, or participating in an interfund lending program in reliance on exemptive relief from the SEC. The right to redeem shares may be suspended and payment postponed during periods when the NYSE is closed, other than customary weekend and holiday closings, or if permitted by rules of the SEC, during periods when trading on the NYSE is restricted or during any emergency which makes it impracticable for a fund to dispose of its securities or to determine fairly the value of its net assets or during any other period permitted by order of the SEC for the protection of investors. Furthermore, the shareholder will not be entitled to and the Transfer Agent will not mail redemption proceeds until checks received for shares purchased have cleared, which may take up to 15 days.

If you are 65 years of age or older, or if we have reason to believe you have a mental or physical impairment that restricts you from protecting your own financial interests, we may temporarily delay the release of redemption proceeds from your account if we reasonably believe that you have been the victim of actual or attempted financial exploitation.

Notice of this temporary delay will be provided to you, and the delay will be for no more than 15 business days while we conduct a review of the suspected financial exploitation. Contacting your Trusted Contact, if you have selected one, may be part of the review. (See “Listing a Trusted Contact” in the section, “Your Account”.)

We may delay an additional 10 business days if we reasonably believe that actual or attempted financial exploitation has occurred or will occur. At the expiration of the delay, if we have not concluded that such exploitation has occurred, the proceeds will be released to you.

Things You Should Know When Selling Shares

You may realize a taxable gain or loss (for federal income tax purposes) if you redeem or exchange shares of the funds.

Class A Shares, Class C Shares, Class I Shares

Redemption requests will not be honored until all required documents, in proper form, have been received. Additional documentation will be required for redemptions by organizations, fiduciaries, or retirement plans, or if a redemption is requested by anyone but the shareholder(s) of record. Even after all required documents have been received, a redemption request may not be considered in good order by the funds, their Transfer Agent or other authorized agents if any of them suspects that the request is fraudulent or otherwise not valid. To avoid delay in redemption or transfer, shareholders having questions about specific requirements should contact the funds’ Transfer Agent at 800-243-1574.

Transfers between broker-dealer “street” accounts are governed by the accepting broker-dealer. Questions regarding this type of transfer should be directed to your financial professional.

As stated in the applicable account applications, accounts associated with certain types of retirement plans and individual retirement accounts may incur fees payable to the Transfer Agent in the event of redeeming an account in full. Shareholders with questions about this should contact the funds' Transfer Agent at 800-243-1574.

Redemptions by Mail

→ If you are selling shares held individually, jointly, or as custodian under the Uniform Gifts to Minors Act or Uniform Transfers to Minors Act:

Send a clear letter of instruction if both of these apply:

- The proceeds do not exceed \$50,000.
- The proceeds are payable to the registered owner at the address on record.

Send a clear letter of instructions with a signature guarantee when any of these apply:

- You are selling more than \$50,000 worth of shares.
- The name or address on the account has changed within the last 30 days.
- You want the proceeds to go to a different name or address than on the account.

→ If you are selling shares held in a corporate or fiduciary account, please contact the funds' Transfer Agent at 800-243-1574.

The signature guarantee, if required, must be a STAMP 2000 Medallion guarantee made by an eligible guarantor institution as defined by the funds' Transfer Agent in accordance with its signature guarantee procedures. Guarantees using previous technology medallions will not be accepted. As of the date of this prospectus, the Transfer Agent's signature guarantee procedures generally permit guarantees by banks, broker-dealers, credit unions, national securities exchanges, registered securities associations, clearing agencies and savings associations.

Selling Shares by Telephone

The Transfer Agent will use reasonable procedures to confirm that telephone instructions are genuine. Address and bank account information are verified, redemption instructions are taped, and all redemptions are confirmed in writing.

The individual investor bears the risk from instructions given by an unauthorized third party that the Transfer Agent reasonably believed to be genuine. The funds, their Transfer Agent and their other authorized agents will not be liable for any loss, liability, cost or expense resulting from acting upon telephone instructions that are reasonably believed to be genuine.

The Transfer Agent may modify or terminate the telephone redemption privilege at any time with 60 days' notice to shareholders, except for instances of disruptive trading or market timing; in such cases, the telephone redemption privilege may be suspended immediately, followed by written notice. (See "Disruptive Trading and Market Timing" in this prospectus.)

During times of drastic economic or market changes, telephone redemptions may be difficult to make or temporarily suspended; however, shareholders would be able to make redemptions through other methods described above.

Class R6 Shares Only

If you are investing through a qualified retirement plan, bank or trust company, insurance company or other qualifying financial institution, registered investment company or non-qualified deferred compensation plan, your financial institution or financial intermediary will provide you with the information you need to know when selling Class R6 Shares. If you are a qualified institutional investor, or qualified individual investor as described under the heading "What arrangement is best for you?," please refer to the instructions above for Class A Shares, Class C Shares and Class I Shares.

All Share Classes

Payment of Redemptions In Kind

Each fund reserves the right to pay large redemptions "in kind" (i.e., in securities owned by the fund) rather than in cash. Large redemptions are those that exceed \$250,000 or 1% of the fund's net assets, whichever is less, over any 90-day period. Additional documentation will be required for redemptions by organizations, fiduciaries, or retirement plans, or if a redemption is requested by anyone but the shareholder(s) of record. Investors who are paid redemption proceeds in kind generally will receive a pro rata share of the fund's portfolio, which may include illiquid securities. Any securities

received remain at market risk until sold. Brokerage commissions and capital gains may be incurred when converting securities received into cash. On any illiquid securities received, the investor will bear the risk of not being able to sell the securities at all.

Account Policies

Account Reinstatement Privilege

Subject to the fund's policies and procedures regarding market timing, for 180 days after you sell your Class A Shares on which you previously paid a sales charge, you may purchase Class A Shares of any Virtus Mutual Fund at NAV, with no sales charge, by reinvesting all or part of your proceeds, but not more. Send your written request to Virtus Mutual Funds, P.O. Box 9874, Providence, RI 02940-8074. You can call Virtus Mutual Funds at 800-243-1574 for more information.

Please remember, a redemption and reinvestment are considered to be a sale and purchase for tax-reporting purposes.

Annual Fee on Small Accounts

To help offset the costs associated with maintaining small accounts, the funds reserve the right to assess an annual \$25 small account fee on fund accounts with a balance below \$2,500. The small account fee may be waived in certain circumstances, such as for accounts that have elected electronic delivery of statements/regulatory documents and accounts owned by shareholders having multiple accounts with a combined value of over \$25,000. The small account fee does not apply to accounts held through a financial intermediary.

The small account fee will be collected through the automatic sale of shares in your account. We will send you written notice before we charge the \$25 fee so that you may increase your account balance above the minimum, sign up for electronic delivery, consolidate your accounts or liquidate your account. You may take these actions at any time by contacting your investment professional or the Transfer Agent.

Redemption of Small Accounts

Due to the high cost of maintaining small accounts, if your redemption activity causes your account balance to fall below \$200, you may receive a notice requesting you to bring the balance up to \$200 within 60 days. If you do not, the shares in the account will be sold at NAV, and a check will be mailed to the address of record. Any applicable sales charges will be deducted.

Distributions of Small Amounts

Distributions in amounts less than \$10 will automatically be reinvested in additional shares of the fund.

Uncashed Checks

If any correspondence sent by a fund is returned by the postal or other delivery service as "undeliverable," your dividends or any other distribution may be automatically reinvested in the fund.

If your distribution check is not cashed within six months, the distribution may be reinvested in the fund at the current NAV. You will not receive any interest on uncashed distribution or redemption checks. This provision may not apply to certain retirement or qualified accounts.

Inactive Accounts

As required by the laws of certain states, if no activity occurs in an account within the time period specified by your state law, the funds or their agents may be required to transfer the assets to your state under the state's abandoned property law.

Exchange Privileges

You should read the prospectus of the Virtus Mutual Fund(s) into which you want to make an exchange before deciding to make an exchange. You can obtain a prospectus from your financial professional; by calling 800-243-4361; or on the Internet at virtus.com

- You generally may exchange shares of one fund for the same class of shares of another fund (e.g., Class A Shares for Class A Shares). Exchange privileges may not be available for all Virtus Mutual Funds and may be

rejected or suspended. Class C Shares of any fixed income fund in this prospectus are exchangeable for Class A Shares of the Ultra-Short Bond Funds. Class C Shares are also exchangeable for Class C1 Shares of those Virtus Mutual Funds offering them.

- Class A Shares of the the Ultra-Short Bond Funds are exchangeable at net asset value plus the applicable sales charge of the Class A Shares into which you are exchanging. Please note, however, that exchanges into the Ultra-Short Bond Funds may be subject to a CDSC in the event that a finder's fee was paid on the shares you are exchanging. See the "CDSC you may pay on Class A Shares" section of this prospectus for additional information. In the event that you are charged such a CDSC and later exchange your shares of an Ultra-Short Bond Fund for shares of another Virtus Mutual Fund, your shares of that Virtus Mutual Fund will not be subject to a sales charge or finder's fee.
- Exchanges may be made by telephone (800-243-1574) or by mail (Virtus Mutual Funds, P.O. Box 9874, Providence, RI 02940-8074).
- The amount of the exchange must be equal to or greater than the minimum initial investment required, unless the minimum has been waived (as described in the SAI).
- The exchange of shares of one fund for shares of a different fund is treated as a sale of the original fund's shares and any gain on the transaction may be subject to federal income tax.
- Financial intermediaries are permitted to initiate exchanges from one class of a fund into another class of the same fund if, among other things, the financial intermediary agrees to follow procedures established by the fund, the Distributor or the Transfer Agent, which generally will require that (i) the exchanges be carried out within accounts that are maintained and controlled by the intermediary and meet investor eligibility requirements, if applicable, for the share class or account type, and (ii) no contingent deferred sales charges are outstanding, or the applicable intermediary agrees to cause any outstanding contingent deferred sales charges to be paid in a manner agreed to by the fund, the Distributor or the Transfer Agent. The fund's ability to make this type of exchange may be limited by operational or other limitations, requiring the fund or its agent to process the transaction as a liquidation and purchase, at the same closing NAV. The financial intermediary will be ultimately responsible for reporting the transaction in accordance with their instruction.

Shareholders owning shares of a fund through accounts established directly with the Transfer Agent (i.e., not established with a financial intermediary who deals with the Transfer Agent exclusively on the investor's behalf) may be permitted to exchange shares of one class of the fund into another class of the same fund, if they meet the investor eligibility requirements associated with the class into which they wish to exchange, at the discretion of the fund or the Transfer Agent. A shareholder's ability to make this type of exchange may be limited by operational or other limitations of his or her financial intermediary or the fund.

Under the Code, generally if a shareholder exchanges shares from one class of a fund into another class of the same fund, the transaction should not be subject to U.S. federal income taxes; however, each shareholder should consult both the relevant financial intermediary (if applicable) and the shareholder's tax advisor regarding the treatment of any specific exchange carried out under the terms of this subsection.

Disruptive Trading and Market Timing

These funds are not appropriate for market timers, and market timers are discouraged from becoming investors. Your ability to make exchanges among Virtus Mutual Funds is subject to modification if we determine, in our sole opinion, that your exercise of the exchange privilege may disadvantage or potentially harm the rights or interests of other shareholders.

Frequent purchases, redemptions and exchanges, programmed exchanges, exchanges into and then out of a fund in a short period of time, and exchanges of large amounts at one time may be indicative of market timing and otherwise disruptive trading ("Disruptive Trading") which can have risks and harmful effects for other shareholders. These risks and harmful effects include:

- dilution of the interests of long-term investors, if market timers or others exchange into a fund at prices that are below the true value or exchange out of a fund at prices that are higher than the true value;
- an adverse effect on portfolio management, as determined by the adviser or subadviser in its sole discretion, such as causing a fund to maintain a higher level of cash than would otherwise be the case, or causing a fund to liquidate investments prematurely; and
- reducing returns to long-term shareholders through increased brokerage and administrative expenses.

Additionally, the nature of the portfolio holdings of certain funds (or the underlying funds as applicable), may expose those funds to investors who engage in the type of market timing trading that seeks to take advantage of possible delays between the change in the value of a mutual fund's portfolio holdings and the reflection of the change in the NAV of the fund's shares, sometimes referred to as "time-zone arbitrage." Arbitrage market timers seek to exploit possible delays between the change in the value of a mutual fund's portfolio holdings and the NAV of the fund's shares in funds that hold significant investments in foreign securities because certain foreign markets close several hours ahead of the U.S. markets. If an arbitrageur is successful, the value of the fund's shares may be diluted if redeeming shareholders receive proceeds (and buying shareholders receive shares) based upon NAVs which do not reflect appropriate fair value prices.

In order to attempt to protect our shareholders from the potential harmful effects of Disruptive Trading, the funds' Board of Trustees has adopted a policy to safeguard against market timing designed to discourage Disruptive Trading. The Board of Trustees has adopted this policy as a preventive measure to protect all shareholders from the potential effects of Disruptive Trading, while also abiding by any rights that shareholders may have to make exchanges and provide reasonable and convenient methods of making exchanges that do not have the potential to harm other shareholders.

Excessive trading activity is measured by the number of roundtrip transactions in an account. A roundtrip transaction is one where a shareholder buys and then sells, or sells and then buys, shares of any fund within 30 days. Shareholders of the funds are limited to one roundtrip transaction within any rolling 30-day period. Roundtrip transactions are counted at the shareholder level. In considering a shareholder's trading activity, the funds may consider, among other factors, the shareholder's trading history both directly and, if known, through financial intermediaries, in the funds, in other funds within the Virtus Mutual Fund complex, in non-Virtus funds or in accounts under common control or ownership. We do not include exchanges made pursuant to the dollar cost averaging or other similar programs when applying our market timing policies. Systematic withdrawal and/or contribution programs, mandatory retirement distributions, and transactions initiated by a plan sponsor also will not count towards the roundtrip limits. The funds may permit exchanges that the funds' transfer agent believes, in the exercise of its judgment, are not disruptive. The size of the fund and the size of the requested transaction may be considered when determining whether or not the transaction would be disruptive.

Shareholders holding shares for at least 30 days following investment will ordinarily be in compliance with the funds' policy regarding excessive trading activity. The funds may, however, take action if activity is deemed disruptive even if shares are held longer than 30 days, such as a request for a transaction of an unusually large size. The size of the fund and the size of the requested transaction may be considered when determining whether or not the transaction would be disruptive.

Under the funds' market timing policy, we may modify your exchange privileges for some or all of the funds by not accepting an exchange request from you or from any person, asset allocation service, and/or market timing service made on your behalf. We may also limit the amount that may be exchanged into or out of any fund at any one time, or may revoke your right to make Internet, telephone or facsimile exchanges. We may reinstate Internet, telephone and facsimile exchange privileges after they are revoked, but we will not reinstate these privileges if we have reason to believe that they might be used thereafter for Disruptive Trading.

The funds currently do not charge exchange or redemption fees, or any other administrative charges on fund exchanges. The funds reserve the right to impose such fees and/or charges in the future.

Orders for the purchase of fund shares are subject to acceptance by the relevant fund. We reserve the right to reject, without prior notice, any exchange request into any fund if the purchase of shares in the corresponding fund is not accepted for any reason.

The funds do not have any arrangements with any person, organization or entity to permit frequent purchases and redemptions of fund shares.

We may, without prior notice, take whatever action we deem appropriate to comply with or take advantage of any state or federal regulatory requirement. The funds reserve the right to reject any purchase or exchange transaction at any time. If we reject a purchase or exchange for any reason, we will notify you of our decision in writing.

The funds cannot guarantee that their policies and procedures regarding market timing will be effective in detecting and deterring all Disruptive Trading.

Retirement Plans

Shares of the funds may be used as investments under the following retirement plans: traditional IRA, rollover IRA, SEP-IRA, SIMPLE IRA, Roth IRA, 401(k) plans, profit-sharing, money purchase plans, and certain 403(b) plans. For more information, call 800-243-4361.

Investor Services and Other Information

Systematic Purchase is a systematic investment plan that allows you to have a specified amount automatically deducted from your checking or savings account and then deposited into your mutual fund account. (Complete the "Systematic Purchase" section on the application and include a voided check.)

Systematic Exchange allows you to automatically move money from one Virtus Mutual Fund to another on a monthly, quarterly, semiannual or annual basis. Shares of one Virtus Mutual Fund will be exchanged for shares of the same class of another Virtus Mutual Fund at the interval you select. (Complete the "Systematic Exchange" section on the application.) Exchange privileges may not be available for all Virtus Mutual Funds and may be rejected or suspended.

Telephone Exchange lets you exchange shares of one Virtus Mutual Fund for the same class of shares in another Virtus Mutual Fund, using our customer service telephone number (800-243-1574). (See the "Telephone Exchange" section on the application.) Exchange privileges may not be available for all Virtus Mutual Funds and may be rejected or suspended.

Systematic Withdrawal allows you to periodically redeem a portion of your account on a predetermined monthly, quarterly, semiannual, or annual basis. Sufficient shares from your account will be redeemed at the closing NAV on the applicable payment date, with proceeds to be mailed to you or sent through ACH to your bank (at your selection). For payments to be mailed, shares will be redeemed on the 15th of the month so that the payment is made about the 20th of the month. For ACH payments, you may select the day of the month for the payments to be made; if no date is specified, the payments will occur on the 15th of the month. The minimum withdrawal is \$25, and minimum account balance requirements continue to apply. Shareholders in the program must own Virtus Mutual Fund shares worth at least \$5,000.

Disclosure of Fund Portfolio Holdings. A description of the funds' policies and procedures with respect to the disclosure of the funds' portfolio holdings is available in the SAI.

Availability and Delivery of Fund Documents. Fund documents such as this prospectus are available for download from the Our Products section of virtus.com, or you may request paper copies of such documents at any time by calling 1-800-243-1574. The funds will not charge you a fee for paper copies of fund documents, although the funds will incur additional expenses when printing and mailing them, and fund expenses pass indirectly to all shareholders.

Tax Status of Distributions

The funds plan to make distributions from net investment income at intervals stated in the table below and to distribute net realized capital gains, if any, at least annually.

Fund	Dividend Paid
Virtus Ceredex Large-Cap Value Equity Fund	Semiannually
Virtus Ceredex Mid-Cap Value Equity Fund	Semiannually
Virtus Ceredex Small-Cap Value Equity Fund	Semiannually
Virtus SGA International Growth Fund	Semiannually
Virtus Seix Core Bond Fund	Monthly
Virtus Seix Corporate Bond Fund	Monthly
Virtus Seix Floating Rate High Income Fund	Monthly
Virtus High Grade Municipal Bond Fund	Monthly

Fund	Dividend Paid
Virtus Seix High Income Fund	Monthly
Virtus Seix High Yield Fund	Monthly
Virtus Seix Investment Grade Tax-Exempt Bond Fund	Monthly
Virtus Seix Short-Term Bond Fund	Monthly
Virtus Seix Short-Term Municipal Bond Fund	Monthly
Virtus Seix Total Return Bond Fund	Monthly
Virtus Seix U.S. Government Securities Ultra-Short Bond Fund	Monthly
Virtus Seix U.S. Mortgage Fund	Monthly
Virtus Seix Ultra-Short Bond Fund	Monthly
Virtus Silvant Large-Cap Growth Stock Fund	Semiannually
Virtus Silvant Small-Cap Growth Stock Fund	Semiannually
Virtus Zevenbergen Innovative Growth Stock Fund	Semiannually

Distributions of short-term capital gains (gains on securities held for a year or less) and net investment income are generally taxable to shareholders as ordinary income. Certain distributions of long-term capital gains and certain dividends are taxable at a lower rate than ordinary income. Long-term capital gains, if any, which are distributed to shareholders and which are designated by a fund as capital gain distributions, are taxable to shareholders as long-term capital gain distributions regardless of the length of time you have owned your shares.

With respect to Virtus Seix High Grade Municipal Bond Fund, Virtus Seix Investment Grade Tax-Exempt Bond Fund, and Virtus Seix Short-Term Municipal Bond Fund, distributions of net investment income attributed to the tax-exempt interest earned by the fund and designated as “exempt-interest dividends” will be exempt from federal income tax. Such net investment income attributable to “private activity” bonds may be a preference item for purposes of the federal alternative minimum tax. Income exempt from federal tax may be subject to state and local income tax. The fund may invest a portion of its assets in securities that generate income that is not exempt from federal or state income tax.

Unless you elect to receive distributions in cash, dividends and capital gain distributions are paid in additional shares. All distributions, whether paid in cash or in additional shares, are subject to federal income tax and may be subject to state, local, and other applicable taxes.

THIS PAGE INTENTIONALLY LEFT BLANK

Financial Highlights

These tables are intended to help you understand each fund's financial information (including that for a Predecessor Fund) for the past six periods or since inception. Some of this information reflects financial information for a single fund share. The total returns in the tables represent the rate that an investor would have earned or lost on an investment in a fund (assuming reinvestment of all dividends and distributions). This information has been audited by PricewaterhouseCoopers LLP, the funds' independent registered public accounting firm. PricewaterhouseCoopers LLP's reports, together with each fund's financial statements, is included in the funds' most recent Annual Report, which is available upon request.

	Net Asset Value, Beginning of Period	Net Investment Income (Loss) ⁽¹⁾	Net Realized and Unrealized Gain (Loss)	Total from Investment Operations	Dividends from Net Investment Income	Distributions from Net Realized Gains	Total Distributions
Virtus Ceredex Large-Cap Value Equity Fund							
Class A							
1/1/20 to 12/31/20	\$13.70	0.13	0.21	0.34	(0.14)	(0.61)	(0.75)
1/1/19 to 12/31/19	11.21	0.13	3.30	3.43	(0.17)	(0.77)	(0.94)
1/1/18 to 12/31/18	16.20	0.18	(1.81)	(1.63)	(0.24)	(3.12)	(3.36)
4/1/2017 to 12/31/2017 ⁽⁶⁾	16.98	0.13	1.84	1.97	(0.20)	(2.55)	(2.75)
4/1/2016 to 3/31/2017	14.60	0.23	2.43	2.66	(0.22)	(0.06)	(0.28)
4/1/2015 to 3/31/2016	16.48	0.17	(0.56)	(0.39)	(0.19)	(1.30)	(1.49)
Class C							
1/1/20 to 12/31/20	\$13.26	0.07	0.19	0.26	(0.09)	(0.61)	(0.70)
1/1/19 to 12/31/19	10.86	0.06	3.20	3.26	(0.09)	(0.77)	(0.86)
1/1/18 to 12/31/18	15.78	0.11	(1.77)	(1.66)	(0.14)	(3.12)	(3.26)
4/1/2017 to 12/31/2017 ⁽⁶⁾	16.59	0.08	1.78	1.86	(0.12)	(2.55)	(2.67)
4/1/2016 to 3/31/2017	14.28	0.15	2.37	2.52	(0.15)	(0.06)	(0.21)
4/1/2015 to 3/31/2016	16.15	0.10	(0.55)	(0.45)	(0.12)	(1.30)	(1.42)
Class I							
1/1/20 to 12/31/20	\$13.88	0.16	0.22	0.38	(0.15)	(0.61)	(0.76)
1/1/19 to 12/31/19	11.34	0.17	3.34	3.51	(0.20)	(0.77)	(0.97)
1/1/18 to 12/31/18	16.35	0.23	(1.84)	(1.61)	(0.28)	(3.12)	(3.40)
4/1/2017 to 12/31/2017 ⁽⁶⁾	17.11	0.17	1.86	2.03	(0.24)	(2.55)	(2.79)
4/1/2016 to 3/31/2017	14.71	0.28	2.45	2.73	(0.27)	(0.06)	(0.33)
4/1/2015 to 3/31/2016	16.60	0.22	(0.57)	(0.35)	(0.24)	(1.30)	(1.54)
Class R6 (formerly Class IS)							
1/1/20 to 12/31/20	\$13.96	0.19	0.23	0.42	(0.16)	(0.61)	(0.77)
1/1/19 to 12/31/19	11.39	0.21	3.36	3.57	(0.23)	(0.77)	(1.00)
1/1/18 to 12/31/18	16.41	0.27	(1.85)	(1.58)	(0.32)	(3.12)	(3.44)
4/1/2017 to 12/31/2017 ⁽⁶⁾	17.18	0.21	1.85	2.06	(0.28)	(2.55)	(2.83)
4/1/2016 to 3/31/2017	14.77	0.32	2.46	2.78	(0.31)	(0.06)	(0.37)
4/1/2015 to 3/31/2016	16.66	0.23	(0.53)	(0.30)	(0.29)	(1.30)	(1.59)

Change in Net Asset Value	Net Asset Value End of Period	Total Return ⁽²⁾⁽⁴⁾	Net Assets End of Period (in thousands)	Ratio of Net Expenses to Average Net Assets ⁽³⁾⁽⁵⁾	Ratio of Gross Expenses to Average Net Assets ⁽³⁾⁽⁵⁾	Ratio of Net Investment Income(Loss) to Average Net Assets ⁽³⁾	Portfolio Turnover Rate ⁽⁴⁾
(0.41)	\$13.29	3.47%	\$ 185,257	1.24%	1.27%	1.07%	193%
2.49	13.70	30.56	206,528	1.24	1.29	1.04	118
(4.99)	11.21	(10.63)	223,853	1.24	1.27	1.16	128
(0.78)	16.20	12.14	323,202	1.24	1.30	1.04	54
2.38	16.98	18.31	335,256	1.25	1.36	1.45	77
(1.88)	14.60	(2.46)	362,805	1.27	1.37	1.09	66
(0.44)	\$12.82	2.98%	\$ 4,486	1.72%	1.94%	0.61%	193%
2.40	13.26	30.00	5,531	1.72	1.94	0.51	118
(4.92)	10.86	(11.09)	14,625	1.72	1.92	0.69	128
(0.81)	15.78	11.76	17,744	1.68	1.86	0.61	54
2.31	16.59	17.70	18,590	1.72	1.72	0.98	77
(1.87)	14.28	(2.88)	19,053	1.71	1.71	0.65	66
(0.38)	\$13.50	3.76%	\$ 594,834	0.97%	1.03%	1.33%	193%
2.54	13.88	30.94	668,846	0.97	1.04	1.30	118
(5.01)	11.34	(10.39)	799,262	0.97	1.02	1.43	128
(0.76)	16.35	12.42	1,300,385	0.97	1.05	1.31	54
2.40	17.11	18.63	1,432,996	0.97	1.09	1.73	77
(1.89)	14.71	(2.19)	1,440,587	0.97	1.09	1.40	66
(0.35)	\$13.61	4.03%	\$ 511,344	0.72%	0.86%	1.57%	193%
2.57	13.96	31.33	404,305	0.72	0.85	1.55	118
(5.02)	11.39	(10.22)	272,596	0.72	0.83	1.69	128
(0.77)	16.41	12.60	336,516	0.72	0.80	1.57	54
2.41	17.18	18.92	322,129	0.72	0.72	1.98	77
(1.89)	14.77	(1.90)	272,861	0.72	0.72	1.48	66

Financial Highlights (continued)

	Net Asset Value, Beginning of Period	Net Investment Income (Loss) ⁽¹⁾	Net Realized and Unrealized Gain (Loss)	Total from Investment Operations	Dividends from Net Investment Income	Distributions from Net Realized Gains	Total Distributions
Virtus Ceredex Mid-Cap Value Equity Fund							
Class A							
1/1/20 to 12/31/20	\$12.69	0.07	(0.31)	(0.24)	(0.09)	(0.21)	(0.30)
1/1/19 to 12/31/19	10.11	0.09	3.21	3.30	(0.10)	(0.62)	(0.72)
1/1/18 to 12/31/18	12.50	0.07	(1.02)	(0.95)	(0.09)	(1.35)	(1.44)
4/1/2017 to 12/31/2017 ⁽⁶⁾	14.33	0.08	0.69	0.77	(0.08)	(2.52)	(2.60)
4/1/2016 to 3/31/2017	12.22	0.11	2.63	2.74	(0.13)	(0.50)	(0.63)
4/1/2015 to 3/31/2016	13.60	0.11	(0.70)	(0.59)	(0.10)	(0.69)	(0.79)
Class C							
1/1/20 to 12/31/20	\$12.36	0.02	(0.30)	(0.28)	(0.05)	(0.21)	(0.26)
1/1/19 to 12/31/19	9.84	0.03	3.13	3.16	(0.02)	(0.62)	(0.64)
1/1/18 to 12/31/18	12.18	0.02	(1.00)	(0.98)	(0.01)	(1.35)	(1.36)
4/1/2017 to 12/31/2017 ⁽⁶⁾	14.02	0.03	0.68	0.71	(0.03)	(2.52)	(2.55)
4/1/2016 to 3/31/2017	11.96	0.05	2.58	2.63	(0.07)	(0.50)	(0.57)
4/1/2015 to 3/31/2016	13.34	0.06	(0.68)	(0.62)	(0.07)	(0.69)	(0.76)
Class I							
1/1/20 to 12/31/20	\$12.89	0.10	(0.31)	(0.21)	(0.10)	(0.21)	(0.31)
1/1/19 to 12/31/19	10.25	0.13	3.26	3.39	(0.13)	(0.62)	(0.75)
1/1/18 to 12/31/18	12.66	0.12	(1.05)	(0.93)	(0.13)	(1.35)	(1.48)
4/1/2017 to 12/31/2017 ⁽⁶⁾	14.48	0.12	0.70	0.82	(0.12)	(2.52)	(2.64)
4/1/2016 to 3/31/2017	12.34	0.15	2.66	2.81	(0.17)	(0.50)	(0.67)
4/1/2015 to 3/31/2016	13.74	0.15	(0.71)	(0.56)	(0.15)	(0.69)	(0.84)
Class R6 (formerly Class IS)							
1/1/20 to 12/31/20	\$12.92	0.13	(0.31)	(0.18)	(0.11)	(0.21)	(0.32)
1/1/19 to 12/31/19	10.27	0.16	3.26	3.42	(0.15)	(0.62)	(0.77)
1/1/18 to 12/31/18	12.67	0.15	(1.05)	(0.90)	(0.15)	(1.35)	(1.50)
4/1/2017 to 12/31/2017 ⁽⁶⁾	14.49	0.15	0.70	0.85	(0.15)	(2.52)	(2.67)
4/1/2016 to 3/31/2017	12.36	0.19	2.66	2.85	(0.22)	(0.50)	(0.72)
4/1/2015 to 3/31/2016	13.76	0.21	(0.72)	(0.51)	(0.20)	(0.69)	(0.89)

Change in Net Asset Value	Net Asset Value End of Period	Total Return ⁽²⁾⁽⁴⁾	Net Assets End of Period (in thousands)	Ratio of Net Expenses to Average Net Assets ⁽³⁾⁽⁵⁾	Ratio of Gross Expenses to Average Net Assets ⁽³⁾⁽⁵⁾	Ratio of Net Investment Income(Loss) to Average Net Assets ⁽³⁾	Portfolio Turnover Rate ⁽⁴⁾
(0.54)	\$12.15	(1.52)%	\$ 282,186	1.31% ⁽¹⁰⁾	1.31%	0.66%	179%
2.58	12.69	32.63	362,322	1.34 ⁽⁹⁾⁽¹⁰⁾	1.30	0.73	121
(2.39)	10.11	(8.08)	271,620	1.38 ⁽⁹⁾	1.31	0.55	109
(1.83)	12.50	5.87	320,717	1.38	1.37 ⁽⁸⁾	0.75 ⁽⁸⁾	82
2.11	14.33	22.69	369,102	1.39	1.45	0.81	108
(1.38)	12.22	(4.11)	397,599	1.40	1.45	0.86	98
(0.54)	\$11.82	(1.88)%	\$ 31,476	1.79%	1.98%	0.20%	179%
2.52	12.36	32.08	45,867	1.79	1.95	0.26	121
(2.34)	9.84	(8.53)	53,419	1.79	1.97	0.17	109
(1.84)	12.18	5.52	48,877	1.80	1.92	0.33	82
2.06	14.02	22.23	55,580	1.80	1.80	0.39	108
(1.38)	11.96	(4.49)	64,160	1.78	1.78	0.50	98
(0.52)	\$12.37	(1.20)%	\$2,135,663	1.04% ⁽¹⁰⁾	1.04%	0.92%	179%
2.64	12.89	33.08	2,469,800	1.04 ⁽¹⁰⁾	1.04	1.04	121
(2.41)	10.25	(7.83)	1,775,643	1.01 ⁽¹⁰⁾	1.01	0.92	109
(1.82)	12.66	6.21	2,187,625	1.04	1.04	1.09	82
2.14	14.48	23.08	2,716,560	1.08	1.08	1.12	108
(1.40)	12.34	(3.85)	2,717,761	1.12	1.12	1.16	98
(0.50)	\$12.42	(0.97)%	\$ 733,153	0.79%	0.88%	1.16%	179%
2.65	12.92	33.31	820,153	0.79	0.87	1.28	121
(2.40)	10.27	(7.58)	411,922	0.79	0.87	1.17	109
(1.82)	12.67	6.41	388,495	0.80	0.85	1.37	82
2.13	14.49	23.34	291,554	0.80	0.80	1.44	108
(1.40)	12.36	(3.45)	192,640	0.80	0.80	1.68	98

Financial Highlights (continued)

	Net Asset Value, Beginning of Period	Net Investment Income (Loss) ⁽¹⁾	Net Realized and Unrealized Gain (Loss)	Total from Investment Operations	Dividends from Net Investment Income	Distributions from Net Realized Gains	Total Distributions
Virtus Ceredex Small-Cap Value Equity Fund							
Class A							
1/1/20 to 12/31/20	\$ 9.38	0.02	0.02	0.04	(0.03)	(0.08)	(0.11)
1/1/19 to 12/31/19	8.45	0.09	1.37	1.46	(0.14)	(0.39)	(0.53)
1/1/18 to 12/31/18	11.53	0.08	(1.51)	(1.43)	(0.15)	(1.50)	(1.65)
4/1/2017 to 12/31/2017 ⁽⁶⁾	12.58	0.14	0.90	1.04	(0.16)	(1.93)	(2.09)
4/1/2016 to 3/31/2017	10.96	0.07	2.20	2.27	(0.09)	(0.56)	(0.65)
4/1/2015 to 3/31/2016	15.25	0.08	(0.50)	(0.42)	(0.15)	(3.72)	(3.87)
Class C							
1/1/20 to 12/31/20	\$ 8.19	(0.01)	0.01	—	—	(0.08)	(0.08)
1/1/19 to 12/31/19	7.41	0.05	1.19	1.24	(0.07)	(0.39)	(0.46)
1/1/18 to 12/31/18	10.31	0.02	(1.34)	(1.32)	(0.08)	(1.50)	(1.58)
4/1/2017 to 12/31/2017 ⁽⁶⁾	11.46	0.09	0.80	0.89	(0.11)	(1.93)	(2.04)
4/1/2016 to 3/31/2017	10.04	0.02	2.02	2.04	(0.06)	(0.56)	(0.62)
4/1/2015 to 3/31/2016	14.31	0.03	(0.47)	(0.44)	(0.11)	(3.72)	(3.83)
Class I							
1/1/20 to 12/31/20	\$ 9.83	0.04	0.03	0.07	(0.05)	(0.08)	(0.13)
1/1/19 to 12/31/19	8.83	0.13	1.42	1.55	(0.16)	(0.39)	(0.55)
1/1/18 to 12/31/18	11.98	0.12	(1.58)	(1.46)	(0.19)	(1.50)	(1.69)
4/1/2017 to 12/31/2017 ⁽⁶⁾	12.99	0.16	0.94	1.10	(0.18)	(1.93)	(2.11)
4/1/2016 to 3/31/2017	11.30	0.11	2.27	2.38	(0.13)	(0.56)	(0.69)
4/1/2015 to 3/31/2016	15.59	0.13	(0.50)	(0.37)	(0.20)	(3.72)	(3.92)
Class R6							
1/1/20 to 12/31/20	\$ 9.84	0.10	— ⁽¹¹⁾	0.10	(0.07)	(0.08)	(0.15)
2/26/19 ⁽¹⁶⁾ to 12/31/19	10.04	0.15	0.22	0.37	(0.18)	(0.39)	(0.57)

Change in Net Asset Value	Net Asset Value End of Period	Total Return ⁽²⁾⁽⁴⁾	Net Assets End of Period (in thousands)	Ratio of Net Expenses to Average Net Assets ⁽³⁾⁽⁵⁾	Ratio of Gross Expenses to Average Net Assets ⁽³⁾⁽⁵⁾	Ratio of Net Investment Income(Loss) to Average Net Assets ⁽³⁾	Portfolio Turnover Rate ⁽⁴⁾
(0.07)	\$ 9.31	0.62%	\$ 54,984	1.48% ⁽¹⁰⁾	1.48%	0.29%	69%
0.93	9.38	17.21	70,847	1.47 ⁽¹⁰⁾	1.47	0.99	42
(3.08)	8.45	(12.70)	69,223	1.46 ⁽¹⁰⁾	1.46	0.68	44
(1.05)	11.53	8.74	114,673	1.47	1.50	1.52	15
1.62	12.58	20.81	123,495	1.55	1.55	0.58	29
(4.29)	10.96	(1.07)	121,367	1.55	1.55	0.62	36
(0.08)	\$ 8.11	0.23%	\$ 2,410	1.90% ⁽¹²⁾	2.19%	(0.19)%	69%
0.78	8.19	16.66	5,457	1.90	2.14	0.61	42
(2.90)	7.41	(13.07)	14,473	1.90	2.09	0.23	44
(1.15)	10.31	8.28	20,658	1.90	2.07	1.05	15
1.42	11.46	20.35	24,529	1.90	1.90	0.22	29
(4.27)	10.04	(1.34)	27,410	1.90	1.90	0.28	36
(0.06)	\$ 9.77	0.91%	\$ 332,391	1.21% ⁽¹²⁾	1.21%	0.55%	69%
1.00	9.83	17.58	460,284	1.20 ⁽¹⁰⁾	1.20	1.26	42
(3.15)	8.83	(12.50)	474,591	1.18 ⁽¹⁰⁾	1.18	0.99	44
(1.01)	11.98	8.94	673,458	1.22	1.22	1.72	15
1.69	12.99	21.15	786,245	1.24	1.24	0.87	29
(4.29)	11.30	(0.64)	820,124	1.21	1.21	0.93	36
(0.05)	\$ 9.79	1.19%	\$ 89,961	0.88%	1.05%	1.19%	69%
(0.20)	9.84	3.69%	16,798	0.88	1.04	1.83	42 ⁽¹⁷⁾

Financial Highlights (continued)

	Net Asset Value, Beginning of Period	Net Investment Income (Loss) ⁽¹⁾	Net Realized and Unrealized Gain (Loss)	Total from Investment Operations	Dividends from Net Investment Income	Distributions from Net Realized Gains	Total Distributions
Virtus SGA International Growth Fund							
Class A							
1/1/20 to 12/31/20	\$10.50	(0.03)	2.02	1.99	—	(2.07)	(2.07)
1/1/19 to 12/31/19	10.95	(0.02)	2.92	2.90	—	(3.35)	(3.35)
1/1/2018 to 12/31/2018	11.90	— ⁽¹¹⁾	(0.94)	(0.94)	(0.01)	—	(0.01)
4/1/2017 to 12/31/2017 ⁽⁶⁾	10.05	0.02	1.84	1.86	(0.01)	—	(0.01)
4/1/2016 to 3/31/2017	9.18	0.01	0.93	0.94	(0.03)	(0.04)	(0.07)
4/1/2015 to 3/31/2016	10.34	0.09	(0.27)	(0.18)	(0.06)	(0.92)	(0.98)
Class I							
1/1/20 to 12/31/20	\$10.71	(0.01)	2.09	2.08	—	(2.07)	(2.07)
1/1/19 to 12/31/19	11.13	— ⁽¹¹⁾	2.97	2.97	(0.04)	(3.35)	(3.39)
1/1/2018 to 12/31/2018	12.09	0.03	(0.96)	(0.93)	(0.03)	—	(0.03)
4/1/2017 to 12/31/2017 ⁽⁶⁾	10.19	0.04	1.87	1.91	(0.01)	—	(0.01)
4/1/2016 to 3/31/2017	9.30	0.03	0.94	0.97	(0.04)	(0.04)	(0.08)
4/1/2015 to 3/31/2016	10.45	0.13	(0.29)	(0.16)	(0.07)	(0.92)	(0.99)
Class R6 (formerly Class IS)							
1/1/20 to 12/31/20	\$10.74	— ⁽¹¹⁾	2.10	2.10	—	(2.07)	(2.07)
1/1/19 to 12/31/19	11.15	— ⁽¹¹⁾	2.99	2.99	(0.05)	(3.35)	(3.40)
1/1/2018 to 12/31/2018 ⁽⁷⁾	12.11	0.05	(0.97)	(0.92)	(0.04)	—	(0.04)
4/1/2017 to 12/31/2017 ⁽⁶⁾	10.20	0.04	1.89	1.93	(0.02)	—	(0.02)
4/1/2016 to 3/31/2017	9.31	0.05	0.93	0.98	(0.05)	(0.04)	(0.09)
9/1/2015 to 3/31/2016 ⁽²¹⁾	9.85	— ⁽¹¹⁾	0.38	0.38	—	(0.92)	(0.92)

Change in Net Asset Value	Net Asset Value End of Period	Total Return ⁽²⁾	Net Assets End of Period (in thousands)	Ratio of Net Expenses to Average Net Assets ⁽³⁾⁽⁵⁾	Ratio of Gross Expenses to Average Net Assets ⁽³⁾⁽⁵⁾	Ratio of Net Investment Income (Loss) to Average Net Assets ⁽³⁾	Portfolio Turnover Rate ⁽⁴⁾
(0.08)	\$10.42	22.86%	\$ 6,917	1.41% ⁽¹²⁾⁽¹⁹⁾	1.60%	(0.36)%	53%
(0.45)	10.50	28.28	6,376	1.46 ⁽¹²⁾⁽¹⁹⁾⁽²⁰⁾	1.52	(0.20)	147 ⁽¹⁴⁾
(0.95)	10.95	(7.90)	22,233	1.42	1.44	0.03	37
1.85	11.90	18.50	18,567	1.43	1.56	0.20	17
0.87	10.05	10.41	14,116	1.33 ⁽¹⁸⁾	1.43 ⁽¹⁸⁾	0.12	37
(1.16)	9.18	(1.77)	3,756	1.51	1.77	0.89	114
0.01	\$10.72	23.28%	\$40,249	1.16% ⁽¹²⁾⁽¹⁹⁾	1.35%	(0.13)%	53%
(0.42)	10.71	28.49	35,641	1.25 ⁽¹²⁾⁽¹⁹⁾⁽²⁰⁾	1.30	0.01	147 ⁽¹⁴⁾
(0.96)	11.13	(7.69)	67,543	1.20 ⁽⁹⁾	1.19	0.28	37
1.90	12.09	18.79	70,342	1.20	1.27	0.42	17
0.89	10.19	10.54	51,120	1.14 ⁽¹⁸⁾	1.24 ⁽¹⁸⁾	0.34	37
(1.15)	9.30	(1.59)	28,756	1.30	1.67	1.28	114
0.03	\$10.77	23.41%	\$ 831	1.07% ⁽¹²⁾⁽¹⁹⁾	1.25%	0.05%	53%
(0.41)	10.74	28.59	48	1.16 ⁽¹²⁾⁽¹⁹⁾⁽²⁰⁾	1.25	(0.02)	147 ⁽¹⁴⁾
(0.96)	11.15	(7.63)	48	1.10	1.11	0.43	37
1.91	12.11	18.89	9,279	1.10	1.19	0.42	17
0.89	10.20	10.62	6,558	1.03 ⁽¹⁸⁾	1.14 ⁽¹⁸⁾	0.49	37
(0.54)	9.31	3.81	5,832	1.14	1.54	0.09	114

Financial Highlights (continued)

	Net Asset Value, Beginning of Period	Net Investment Income (Loss) ⁽¹⁾	Net Realized and Unrealized Gain (Loss)	Total from Investment Operations	Dividends from Net Investment Income	Distributions from Tax Return of Capital	Distributions from Net Realized Gains	Total Distributions
Virtus Seix Core Bond Fund								
Class A								
1/1/20 to 12/31/20	\$10.91	0.10	0.87	0.97	(0.11)	—	(0.25)	(0.36)
1/1/19 to 12/31/19	10.36	0.22	0.55	0.77	(0.22)	—	—	(0.22)
1/1/18 to 12/31/18	10.63	0.22	(0.25)	(0.03)	(0.23)	(0.01)	—	(0.24)
4/1/2017 to 12/31/2017 ⁽⁶⁾	10.56	0.14	0.08	0.22	(0.12)	(0.03)	—	(0.15)
4/1/2016 to 3/31/2017	10.86	0.16	(0.06)	0.10	(0.19)	—	(0.21)	(0.40)
4/1/2015 to 3/31/2016	11.04	0.18	(0.07)	0.11	(0.20)	—	(0.09)	(0.29)
Class I								
1/1/20 to 12/31/20	\$10.91	0.10	0.89	0.99	(0.12)	—	(0.25)	(0.37)
1/1/19 to 12/31/19	10.36	0.24	0.54	0.78	(0.23)	—	—	(0.23)
1/1/18 to 12/31/18	10.63	0.24	(0.26)	(0.02)	(0.24)	(0.01)	—	(0.25)
4/1/2017 to 12/31/2017 ⁽⁶⁾	10.57	0.15	0.07	0.22	(0.13)	(0.03)	—	(0.16)
4/1/2016 to 3/31/2017	10.86	0.17	(0.04)	0.13	(0.21)	—	(0.21)	(0.42)
4/1/2015 to 3/31/2016	11.04	0.20	(0.08)	0.12	(0.21)	—	(0.09)	(0.30)
Class R6 (formerly Class IS)								
1/1/20 to 12/31/20	\$10.91	0.14	0.87	1.01	(0.14)	—	(0.25)	(0.39)
1/1/19 to 12/31/19	10.36	0.23	0.57	0.80	(0.25)	—	—	(0.25)
1/1/18 to 12/31/18	10.63	0.25	(0.26)	(0.01)	(0.25)	(0.01)	—	(0.26)
4/1/2017 to 12/31/2017 ⁽⁶⁾	10.57	0.16	0.08	0.24	(0.15)	(0.03)	—	(0.18)
4/1/2016 to 3/31/2017	10.86	0.19	(0.05)	0.14	(0.22)	—	(0.21)	(0.43)
8/3/2015 to 3/31/2016 ⁽¹³⁾	10.77	0.14	0.13	0.27	(0.15)	—	(0.03)	(0.18)

Change in Net Asset Value	Net Asset Value End of Period	Total Return ⁽²⁾⁽⁴⁾	Net Assets End of Period (in thousands)	Ratio of Net Expenses to Average Net Assets ⁽³⁾⁽⁵⁾	Ratio of Gross Expenses to Average Net Assets ⁽³⁾⁽⁵⁾	Ratio of Net Investment Income (Loss) to Average Net Assets ⁽³⁾	Portfolio Turnover Rate ⁽⁴⁾
0.61	\$11.52	8.91%	\$ 10,943	0.64%	0.89%	0.88%	221%
0.55	10.91	7.48	9,183	0.64	0.91	2.03	197
(0.27)	10.36	(0.28)	5,993	0.64	0.89	2.18	172
0.07	10.63	2.12	8,433	0.65 ⁽¹²⁾	0.79	1.73	130
(0.30)	10.56	0.90	10,363	0.64	0.64	1.45	210
(0.18)	10.86	1.01	10,170	0.65	0.65	1.65	232
0.62	\$11.53	9.15%	\$ 187,741	0.50%	0.59%	0.90%	221%
0.55	10.91	7.63	93,576	0.50	0.64	2.21	197
(0.27)	10.36	(0.14)	136,247	0.50	0.62	2.31	172
0.06	10.63	2.13	186,029	0.51 ⁽¹²⁾	0.58	1.87	130
(0.29)	10.57	1.15	199,622	0.49	0.49	1.58	210
(0.18)	10.86	1.18	255,522	0.48	0.48	1.82	232
0.62	\$11.53	9.31%	\$ 1,539	0.36%	0.49%	1.21%	221%
0.55	10.91	7.78	2,025	0.36	0.50	2.12	197
(0.27)	10.36	(0.02)	114	0.36	0.48	2.40	172
0.06	10.63	2.24	3,279	0.36	0.46	1.96	130
(0.29)	10.57	1.29	1,352	0.35	0.35	1.78	210
0.09	10.86	2.51	22	0.34	0.34	2.00	232

Financial Highlights (continued)

	Net Asset Value, Beginning of Period	Net Investment Income (Loss) ⁽¹⁾	Net Realized and Unrealized Gain (Loss)	Total from Investment Operations	Dividends from Net Investment Income	Distributions from Tax Return of Capital	Distributions from Net Realized Gains	Total Distributions
Virtus Seix Corporate Bond Fund								
Class A								
1/1/20 to 12/31/20	\$ 8.95	0.20	1.34	1.54	(0.24)	—	(0.36)	(0.60)
1/1/19 to 12/31/19	8.15	0.23	0.78	1.01	(0.21)	—	—	(0.21)
1/1/18 to 12/31/18	8.76	0.26	(0.60)	(0.34)	(0.25)	—	(0.02)	(0.27)
4/1/2017 to 12/31/2017 ⁽⁶⁾	8.69	0.18	0.21	0.39	(0.16)	—	(0.16)	(0.32)
4/1/2016 to 3/31/2017	8.50	0.24	0.27	0.51	(0.24)	—	(0.08)	(0.32)
4/1/2015 to 3/31/2016	8.99	0.23	(0.29)	(0.06)	(0.22)	(0.01)	(0.20)	(0.43)
Class C								
1/1/20 to 12/31/20	\$ 8.91	0.13	1.33	1.46	(0.17)	—	(0.36)	(0.53)
1/1/19 to 12/31/19	8.11	0.16	0.78	0.94	(0.14)	—	—	(0.14)
1/1/18 to 12/31/18	8.72	0.20	(0.60)	(0.40)	(0.19)	—	(0.02)	(0.21)
4/1/2017 to 12/31/2017 ⁽⁶⁾	8.65	0.13	0.21	0.34	(0.11)	—	(0.16)	(0.27)
4/1/2016 to 3/31/2017	8.46	0.18	0.27	0.45	(0.18)	—	(0.08)	(0.26)
4/1/2015 to 3/31/2016	8.95	0.17	(0.29)	(0.12)	(0.16)	(0.01)	(0.20)	(0.37)
Class I								
1/1/20 to 12/31/20	\$ 8.90	0.22	1.35	1.57	(0.27)	—	(0.36)	(0.63)
1/1/19 to 12/31/19	8.11	0.25	0.77	1.02	(0.23)	—	—	(0.23)
1/1/18 to 12/31/18	8.73	0.27	(0.60)	(0.33)	(0.27)	—	(0.02)	(0.29)
4/1/2017 to 12/31/2017 ⁽⁶⁾	8.65	0.19	0.23	0.42	(0.18)	—	(0.16)	(0.34)
4/1/2016 to 3/31/2017	8.46	0.26	0.27	0.53	(0.26)	—	(0.08)	(0.34)
4/1/2015 to 3/31/2016	8.95	0.25	(0.29)	(0.04)	(0.24)	(0.01)	(0.20)	(0.45)
Class R6								
10/20/20 ⁽¹⁶⁾ to 12/31/20	\$ 9.75	0.05	0.41	0.46	(0.10)	—	(0.28)	(0.38)

Change in Net Asset Value	Net Asset Value End of Period	Total Return ⁽²⁾⁽⁴⁾	Net Assets End of Period (in thousands)	Ratio of Net Expenses to Average Net Assets ⁽³⁾⁽⁵⁾	Ratio of Gross Expenses to Average Net Assets ⁽³⁾⁽⁵⁾	Ratio of Net Investment Income (Loss) to Average Net Assets ⁽³⁾	Portfolio Turnover Rate ⁽⁴⁾
0.94	\$ 9.89	17.44%	\$ 8,765	0.95%	1.03%	2.07%	135%
0.80	8.95	12.47	5,599	0.95	1.10	2.69	118
(0.61)	8.15	(3.90)	345	0.95	1.35	3.08	299
0.07	8.76	4.53	363	0.95	1.34	2.68	80
0.19	8.69	6.01	591	0.95	1.15	2.75	182
(0.49)	8.50	(0.52)	500	0.95	1.11	2.68	84
0.93	\$ 9.84	16.57%	\$ 1,365	1.65%	1.78%	1.34%	135%
0.80	8.91	11.60	671	1.65	1.84	1.87	118
(0.61)	8.11	(4.61)	5,459	1.65	2.12	2.37	299
0.07	8.72	4.02	6,518	1.62	2.10	2.02	80
0.19	8.65	5.29	7,369	1.65	1.82	2.03	182
(0.49)	8.46	(1.22)	8,105	1.65	1.80	2.01	84
0.94	\$ 9.84	17.82%	\$ 103,866	0.70%	0.80%	2.26%	135%
0.79	8.90	12.66	32,896	0.70	0.86	2.90	118
(0.62)	8.11	(3.81)	35,244	0.70	1.03	3.33	299
0.08	8.73	4.86	8,382	0.70	1.18	2.93	80
0.19	8.65	6.29	12,651	0.70	0.93	2.99	182
(0.49)	8.46	(0.29)	8,943	0.70	0.83	2.86	84
0.08	\$ 9.83	4.75%	\$ 101	0.43%	0.71%	2.51%	135% ⁽¹⁷⁾

Financial Highlights (continued)

	Net Asset Value, Beginning of Period	Net Investment Income (Loss) ⁽¹⁾	Net Realized and Unrealized Gain (Loss)	Total from Investment Operations	Dividends from Net Investment Income	Distributions from Tax Return of Capital	Distributions from Net Realized Gains	Total Distributions
Virtus Seix Floating Rate High Income Fund								
Class A								
1/1/20 to 12/31/20	\$ 8.40	0.30	(0.31)	(0.01)	(0.30)	—	—	(0.30)
1/1/19 to 12/31/19	8.30	0.41	0.11	0.52	(0.42)	—	—	(0.42)
1/1/18 to 12/31/18	8.70	0.40	(0.40)	—	(0.40)	—	—	(0.40)
4/1/2017 to 12/31/2017 ⁽⁶⁾	8.75	0.26	(0.05)	0.21	(0.26)	—	—	(0.26)
4/1/2016 to 3/31/2017	8.33	0.39	0.41	0.80	(0.38)	—	—	(0.38)
4/1/2015 to 3/31/2016	8.86	0.38	(0.54)	(0.16)	(0.37)	—	—	(0.37)
Class C								
1/1/20 to 12/31/20	\$ 8.40	0.25	(0.31)	(0.06)	(0.25)	—	—	(0.25)
1/1/19 to 12/31/19	8.30	0.36	0.11	0.47	(0.37)	—	—	(0.37)
1/1/18 to 12/31/18	8.70	0.35	(0.40)	(0.05)	(0.35)	—	—	(0.35)
4/1/2017 to 12/31/2017 ⁽⁶⁾	8.76	0.22	(0.06)	0.16	(0.22)	—	—	(0.22)
4/1/2016 to 3/31/2017	8.33	0.34	0.42	0.76	(0.33)	—	—	(0.33)
4/1/2015 to 3/31/2016	8.86	0.33	(0.54)	(0.21)	(0.32)	—	—	(0.32)
Class I								
1/1/20 to 12/31/20	\$ 8.40	0.32	(0.30)	0.02	(0.33)	—	—	(0.33)
1/1/19 to 12/31/19	8.30	0.43	0.11	0.54	(0.44)	—	—	(0.44)
1/1/18 to 12/31/18	8.70	0.43	(0.40)	0.03	(0.43)	—	—	(0.43)
4/1/2017 to 12/31/2017 ⁽⁶⁾	8.75	0.28	(0.05)	0.23	(0.28)	—	—	(0.28)
4/1/2016 to 3/31/2017	8.33	0.41	0.42	0.83	(0.41)	—	—	(0.41)
4/1/2015 to 3/31/2016	8.86	0.40	(0.53)	(0.13)	(0.40)	—	—	(0.40)
Class R6 (formerly Class IS)								
1/1/20 to 12/31/20	\$ 8.40	0.34	(0.31)	0.03	(0.33)	—	—	(0.33)
1/1/19 to 12/31/19	8.30	0.44	0.11	0.55	(0.45)	—	—	(0.45)
1/1/18 to 12/31/18	8.71	0.43	(0.40)	0.03	(0.44)	—	—	(0.44)
4/1/2017 to 12/31/2017 ⁽⁶⁾	8.76	0.29	(0.05)	0.24	(0.29)	—	—	(0.29)
4/1/2016 to 3/31/2017	8.33	0.43	0.42	0.85	(0.42)	—	—	(0.42)
4/1/2015 to 3/31/2016	8.86	0.41	(0.53)	(0.12)	(0.41)	—	—	(0.41)

Change in Net Asset Value	Net Asset Value End of Period	Total Return ⁽²⁾⁽⁴⁾	Net Assets End of Period (in thousands)	Ratio of Net Expenses to Average Net Assets ⁽³⁾⁽⁵⁾	Ratio of Gross Expenses to Average Net Assets ⁽³⁾⁽⁵⁾	Ratio of Net Investment Income (Loss) to Average Net Assets ⁽³⁾	Portfolio Turnover Rate ⁽⁴⁾
(0.31)	\$ 8.09	0.06%	\$ 35,224	0.96% ⁽²³⁾	0.96%	3.76%	68%
0.10	8.40	6.30	47,938	0.95 ⁽²²⁾⁽²³⁾	0.93	4.79	17
(0.40)	8.30	(0.11)	68,213	0.94	0.95	4.58	75
(0.05)	8.70	2.47	113,611	0.92	0.93	4.00	55
0.42	8.75	9.78	135,833	0.94	0.94	4.51	79
(0.53)	8.33	(1.79)	143,325	0.92	0.92	4.42	33
(0.31)	\$ 8.09	(0.52)%	\$ 21,841	1.54% ⁽²³⁾	1.68%	3.19%	68%
0.10	8.40	5.68	37,586	1.53 ⁽²³⁾	1.65	4.21	17
(0.40)	8.30	(0.68)	45,588	1.52	1.62	4.01	75
(0.06)	8.70	1.89	51,551	1.52	1.60	3.40	55
0.43	8.76	9.28	56,981	1.52	1.52	3.94	79
(0.53)	8.33	(2.37)	55,203	1.51	1.51	3.82	33
(0.31)	\$ 8.09	0.38%	\$1,526,917	0.64% ⁽²³⁾	0.75%	4.10%	68%
0.10	8.40	6.63	2,701,126	0.63 ⁽²³⁾	0.72	5.13	17
(0.40)	8.30	0.22	4,380,792	0.62	0.70	4.92	75
(0.05)	8.70	2.70	4,546,547	0.62	0.69	4.29	55
0.42	8.75	10.13	4,459,175	0.63	0.63	4.80	79
(0.53)	8.33	(1.50)	3,040,875	0.62	0.62	4.69	33
(0.30)	\$ 8.10	0.61%	\$ 142,506	0.54% ⁽²³⁾	0.63%	4.30%	68%
0.10	8.40	6.74	552,427	0.53 ⁽²³⁾	0.61	5.21	17
(0.41)	8.30	0.20	805,046	0.52	0.58	5.00	75
(0.05)	8.71	2.78	1,277,730	0.52	0.59	4.39	55
0.43	8.76	10.37	1,307,701	0.52	0.52	4.94	79
(0.53)	8.33	(1.39)	1,127,337	0.51	0.51	4.83	33

Financial Highlights (continued)

	Net Asset Value, Beginning of Period	Net Investment Income (Loss) ⁽¹⁾	Net Realized and Unrealized Gain (Loss)	Total from Investment Operations	Dividends from Net Investment Income	Distributions from Tax Return of Capital	Distributions from Net Realized Gains	Total Distributions
Virtus Seix High Grade Municipal Bond Fund								
Class A								
1/1/20 to 12/31/20	\$12.05	0.13	0.69	0.82	(0.13)	—	(0.32)	(0.45)
1/1/19 to 12/31/19	11.62	0.21	0.67	0.88	(0.21)	—	(0.24)	(0.45)
1/1/18 to 12/31/18	11.94	0.31	(0.26)	0.05	(0.31)	—	(0.06)	(0.37)
4/1/2017 to 12/31/2017 ⁽⁶⁾	11.69	0.21	0.27	0.48	(0.22)	—	(0.01)	(0.23)
4/1/2016 to 3/31/2017	12.36	0.24	(0.22)	0.02	(0.24)	—	(0.45)	(0.69)
4/1/2015 to 3/31/2016	12.29	0.25	0.19	0.44	(0.25)	—	(0.12)	(0.37)
Class I								
1/1/20 to 12/31/20	\$12.05	0.15	0.69	0.84	(0.15)	—	(0.32)	(0.47)
1/1/19 to 12/31/19	11.62	0.23	0.67	0.90	(0.23)	—	(0.24)	(0.47)
1/1/18 to 12/31/18	11.93	0.32	(0.25)	0.07	(0.32)	—	(0.06)	(0.38)
4/1/2017 to 12/31/2017 ⁽⁶⁾	11.68	0.23	0.26	0.49	(0.23)	—	(0.01)	(0.24)
4/1/2016 to 3/31/2017	12.36	0.26	(0.23)	0.03	(0.26)	—	(0.45)	(0.71)
4/1/2015 to 3/31/2016	12.29	0.27	0.19	0.46	(0.27)	—	(0.12)	(0.39)
Virtus Seix High Income Fund								
Class A								
1/1/20 to 12/31/20	\$ 6.33	0.31	0.13	0.44	(0.31)	—	—	(0.31)
1/1/19 to 12/31/19	5.96	0.32	0.37	0.69	(0.32)	—	—	(0.32)
1/1/18 to 12/31/18	6.53	0.36	(0.57)	(0.21)	(0.36)	—	—	(0.36)
4/1/2017 to 12/31/2017 ⁽⁶⁾	6.46	0.28	0.07	0.35	(0.28)	— ⁽¹¹⁾	—	(0.28)
4/1/2016 to 3/31/2017	5.92	0.38	0.53	0.91	(0.37)	—	—	(0.37)
4/1/2015 to 3/31/2016	6.68	0.38	(0.75)	(0.37)	(0.39)	—	—	(0.39)
Class I								
1/1/20 to 12/31/20	\$ 6.33	0.32	0.13	0.45	(0.33)	—	—	(0.33)
1/1/19 to 12/31/19	5.95	0.33	0.38	0.71	(0.33)	—	—	(0.33)
1/1/18 to 12/31/18	6.52	0.37	(0.57)	(0.20)	(0.37)	—	—	(0.37)
4/1/2017 to 12/31/2017 ⁽⁶⁾	6.46	0.29	0.06	0.35	(0.29)	— ⁽¹¹⁾	—	(0.29)
4/1/2016 to 3/31/2017	5.92	0.39	0.54	0.93	(0.39)	—	—	(0.39)
4/1/2015 to 3/31/2016	6.67	0.40	(0.75)	(0.35)	(0.40)	—	—	(0.40)
Class R6 (formerly class IS)								
1/1/20 to 12/31/20	\$ 6.32	0.33	0.13	0.46	(0.33)	—	—	(0.33)
1/1/19 to 12/31/19	5.95	0.33	0.38	0.71	(0.34)	—	—	(0.34)
1/1/18 to 12/31/18	6.52	0.38	(0.57)	(0.19)	(0.38)	—	—	(0.38)
4/1/2017 to 12/31/2017 ⁽⁶⁾	6.45	0.30	0.07	0.37	(0.30)	— ⁽¹¹⁾	—	(0.30)
4/1/2016 to 3/31/2017	5.92	0.40	0.53	0.93	(0.40)	—	—	(0.40)
4/1/2015 to 3/31/2016	6.68	0.40	(0.75)	(0.35)	(0.41)	—	—	(0.41)

Change in Net Asset Value	Net Asset Value End of Period	Total Return ⁽²⁾⁽⁴⁾	Net Assets End of Period (in thousands)	Ratio of Net Expenses to Average Net Assets ⁽³⁾⁽⁵⁾	Ratio of Gross Expenses to Average Net Assets ⁽³⁾⁽⁵⁾	Ratio of Net Investment Income (Loss) to Average Net Assets ⁽³⁾	Portfolio Turnover Rate ⁽⁴⁾
0.37	\$12.42	6.85%	\$ 7,626	0.75% ⁽¹²⁾	0.95%	1.04%	203%
0.43	12.05	7.67	6,893	0.75	0.98	1.78	233
(0.32)	11.62	0.44	6,767	0.80 ⁽¹²⁾	0.95	2.63	130
0.25	11.94	4.12	8,175	0.80	0.91	2.39	173
(0.67)	11.69	0.27	12,276	0.80	0.80	1.99	218
0.07	12.36	3.70	13,996	0.79	0.79	2.07	171
0.37	\$12.42	7.01%	\$ 74,004	0.60% ⁽¹²⁾	0.86%	1.18%	203%
0.43	12.05	7.83	53,306	0.60	0.89	1.91	233
(0.31)	11.62	0.67	41,769	0.65 ⁽¹²⁾	0.85	2.77	130
0.25	11.93	4.24	75,684	0.65	0.82	2.55	173
(0.68)	11.68	0.33	78,729	0.65	0.71	2.12	218
0.07	12.36	3.85	99,803	0.65	0.69	2.21	171
0.13	\$ 6.46	7.48%	\$ 20,133	0.93% ⁽¹²⁾	1.16%	5.14%	201%
0.37	6.33	11.67	25,338	0.98 ⁽¹²⁾	1.13	5.03	113
(0.57)	5.96	(3.42)	14,327	1.03	1.11	5.56	77
0.07	6.53	5.52	29,592	1.02	1.10	5.69	45
0.54	6.46	15.69	63,104	1.04	1.04	5.92	95
(0.76)	5.92	(5.68)	43,433	1.03	1.03	6.08	77
0.12	\$ 6.45	7.58%	\$ 203,543	0.68% ⁽¹²⁾	0.92%	5.38%	201%
0.38	6.33	12.12	234,101	0.74 ⁽¹²⁾	0.90	5.29	113
(0.57)	5.95	(3.20)	264,435	0.80	0.88	5.87	77
0.06	6.52	5.53	390,665	0.81 ⁽¹²⁾	0.87	5.93	45
0.54	6.46	15.59	465,928	0.80	0.81	6.15	95
(0.75)	5.92	(5.31)	546,793	0.79	0.79	6.34	77
0.13	\$ 6.45	7.85%	\$ 9,137	0.59% ⁽¹²⁾	0.77%	5.39%	201%
0.37	6.32	12.08	\$ 36,912	0.61 ⁽¹²⁾	0.76	5.30	113
(0.57)	5.95	(3.05)	4,927	0.64	0.75	6.03	77
0.07	6.52	5.82	5,898	0.64	0.73	6.09	45
0.53	6.45	15.96	4,125	0.64	0.64	6.26	95
(0.76)	5.92	(5.30)	1,117	0.63	0.63	6.27	77

Financial Highlights (continued)

	Net Asset Value, Beginning of Period	Net Investment Income (Loss) ⁽¹⁾	Net Realized and Unrealized Gain (Loss)	Total from Investment Operations	Dividends from Net Investment Income	Distributions from Tax Return of Capital	Distributions from Net Realized Gains	Total Distributions
Virtus Seix High Yield Fund								
Class A								
1/1/20 to 12/31/20	\$ 8.19	0.37	0.40	0.77	(0.37)	—	—	(0.37)
1/1/19 to 12/31/19	7.62	0.38	0.57	0.95	(0.38)	—	—	(0.38)
1/1/18 to 12/31/18	8.21	0.43	(0.59)	(0.16)	(0.43)	—	—	(0.43)
4/1/2017 to 12/31/2017 ⁽⁶⁾	8.16	0.34	0.03	0.37	(0.30)	(0.02)	—	(0.32)
4/1/2016 to 3/31/2017	7.61	0.44	0.55	0.99	(0.44)	—	—	(0.44)
4/1/2015 to 3/31/2016	8.51	0.44	(0.89)	(0.45)	(0.45)	—	—	(0.45)
Class I								
1/1/20 to 12/31/20	\$ 8.41	0.40	0.40	0.80	(0.40)	—	—	(0.40)
1/1/19 to 12/31/19	7.82	0.41	0.58	0.99	(0.40)	—	—	(0.40)
1/1/18 to 12/31/18	8.41	0.45	(0.58)	(0.13)	(0.46)	—	—	(0.46)
4/1/2017 to 12/31/2017 ⁽⁶⁾	8.37	0.34	0.04	0.38	(0.32)	(0.02)	—	(0.34)
4/1/2016 to 3/31/2017	7.80	0.46	0.57	1.03	(0.46)	—	—	(0.46)
4/1/2015 to 3/31/2016	8.73	0.47	(0.92)	(0.45)	(0.48)	—	—	(0.48)
Class R6 (formerly Class IS)								
1/1/20 to 12/31/20	\$ 8.41	0.41	0.40	0.81	(0.41)	—	—	(0.41)
1/1/19 to 12/31/19	7.82	0.40	0.60	1.00	(0.41)	—	—	(0.41)
1/1/18 to 12/31/18	8.42	0.44	(0.58)	(0.14)	(0.46)	—	—	(0.46)
4/1/2017 to 12/31/2017 ⁽⁶⁾	8.37	0.35	0.05	0.40	(0.33)	(0.02)	—	(0.35)
8/1/2016 to 3/31/2017 ⁽¹⁵⁾	8.17	0.33	0.18	0.51	(0.31)	—	—	(0.31)
Virtus Seix Investment Grade Tax-Exempt Bond Fund								
Class A								
1/1/20 to 12/31/20	\$11.72	0.10	0.57	0.67	(0.10)	—	(0.30)	(0.40)
1/1/19 to 12/31/19	11.45	0.19	0.55	0.74	(0.19)	—	(0.28)	(0.47)
1/1/18 to 12/31/18	11.75	0.28	(0.23)	0.05	(0.28)	—	(0.07)	(0.35)
4/1/2017 to 12/31/2017 ⁽⁶⁾	11.65	0.22	0.10	0.32	(0.22)	—	—	(0.22)
4/1/2016 to 3/31/2017	12.24	0.26	(0.32)	(0.06)	(0.26)	—	(0.27)	(0.53)
4/1/2015 to 3/31/2016	12.30	0.26	0.08	0.34	(0.26)	—	(0.14)	(0.40)
Class I								
1/1/20 to 12/31/20	\$11.70	0.12	0.58	0.70	(0.12)	—	(0.30)	(0.42)
1/1/19 to 12/31/19	11.43	0.21	0.55	0.76	(0.21)	—	(0.28)	(0.49)
1/1/18 to 12/31/18	11.73	0.30	(0.23)	0.07	(0.30)	—	(0.07)	(0.37)
4/1/2017 to 12/31/2017 ⁽⁶⁾	11.64	0.23	0.09	0.32	(0.23)	—	—	(0.23)
4/1/2016 to 3/31/2017	12.22	0.28	(0.31)	(0.03)	(0.28)	—	(0.27)	(0.55)
4/1/2015 to 3/31/2016	12.29	0.28	0.07	0.35	(0.28)	—	(0.14)	(0.42)

Change in Net Asset Value	Net Asset Value End of Period	Total Return ⁽²⁾⁽⁴⁾	Net Assets End of Period (in thousands)	Ratio of Net Expenses to Average Net Assets ⁽³⁾⁽⁵⁾	Ratio of Gross Expenses to Average Net Assets ⁽³⁾⁽⁵⁾	Ratio of Net Investment Income (Loss) to Average Net Assets ⁽³⁾	Portfolio Turnover Rate ⁽⁴⁾
0.40	\$ 8.59	9.86%	\$ 11,608	0.82%	1.05%	4.54%	182%
0.57	8.19	12.64	4,623	0.82	1.04	4.70	98
(0.59)	7.62	(2.07)	2,910	0.82	1.02	5.32	59
0.05	8.21	4.63	4,810	0.83 ⁽¹²⁾	0.97	5.43	41
0.55	8.16	13.20	6,214	0.82	0.82	5.51	87
(0.90)	7.61	(5.36)	7,463	0.84	0.84	5.48	76
0.40	\$ 8.81	9.93%	\$ 362,138	0.64%	0.76%	4.81%	182%
0.59	8.41	12.91	292,284	0.64	0.77	4.93	98
(0.59)	7.82	(1.70)	286,931	0.64	0.76	5.53	59
0.04	8.41	4.64	403,198	0.65 ⁽¹²⁾	0.73	5.38	41
0.57	8.37	13.48	483,080	0.64	0.64	5.65	87
(0.93)	7.80	(5.23)	523,206	0.61	0.61	5.71	76
0.40	\$ 8.81	10.05%	\$ 11,850	0.53%	0.67%	4.92%	182%
0.59	8.41	13.03	5,645	0.53	0.67	4.89	98
(0.60)	7.82	(1.74)	1,009	0.53	0.64	5.31	59
0.05	8.42	4.85	45,035	0.54 ⁽¹²⁾	0.62	5.50	41
0.20	8.37	6.34	42,695	0.54	0.54	5.86	87
0.27	\$11.99	5.73%	\$ 8,902	0.73% ⁽¹²⁾	1.01%	0.84%	173%
0.27	11.72	6.54	9,329	0.75 ⁽¹²⁾	1.00	1.65	203
(0.30)	11.45	0.45	9,999	0.80 ⁽¹²⁾	1.00	2.47	105
0.10	11.75	2.76	11,066	0.80	0.96	2.46	130
(0.59)	11.65	(0.48)	20,281	0.80	0.92	2.16	138
(0.06)	12.24	2.89	24,861	0.80	0.93	2.17	139
0.28	\$11.98	5.98%	\$ 288,699	0.58% ⁽¹²⁾	0.82%	0.98%	173%
0.27	11.70	6.71	295,280	0.60 ⁽¹²⁾	0.81	1.80	203
(0.30)	11.43	0.60	307,001	0.65 ⁽¹²⁾	0.80	2.61	105
0.09	11.73	2.79	463,968	0.65	0.76	2.62	130
(0.58)	11.64	(0.24)	519,784	0.65	0.70	2.30	138
(0.07)	12.22	2.96	629,435	0.65	0.68	2.32	139

Financial Highlights (continued)

	Net Asset Value, Beginning of Period	Net Investment Income (Loss) ⁽¹⁾	Net Realized and Unrealized Gain (Loss)	Total from Investment Operations	Dividends from Net Investment Income	Distributions from Tax Return of Capital	Distributions from Net Realized Gains	Total Distributions
Virtus Seix Short-Term Bond Fund								
Class A								
1/1/20 to 12/31/20	\$ 9.96	0.07	0.29	0.36	(0.08)	—	—	(0.08)
1/1/19 to 12/31/19	9.83	0.17	0.13	0.30	(0.17)	—	—	(0.17)
1/1/18 to 12/31/18	9.90	0.14	(0.06)	0.08	(0.14)	(0.01)	—	(0.15)
4/1/2017 to 12/31/2017 ⁽⁶⁾	9.95	0.07	(0.04)	0.03	(0.07)	(0.01)	—	(0.08)
4/1/2016 to 3/31/2017	10.01	0.06	(0.06)	—	(0.06)	—	—	(0.06)
4/1/2015 to 3/31/2016	10.00	0.04	0.02	0.06	(0.05)	—	—	(0.05)
Class C								
1/1/20 to 12/31/20	\$ 9.96	0.01	0.28	0.29	(0.01)	—	—	(0.01)
1/1/19 to 12/31/19	9.83	0.09	0.13	0.22	(0.09)	—	—	(0.09)
1/1/18 to 12/31/18	9.89	0.07	(0.06)	0.01	(0.06)	(0.01)	—	(0.07)
4/1/2017 to 12/31/2017 ⁽⁶⁾	9.94	0.02	(0.05)	(0.03)	(0.01)	(0.01)	—	(0.02)
4/1/2016 to 3/31/2017	10.00	— ⁽¹¹⁾	(0.06)	(0.06)	—	—	—	—
4/1/2015 to 3/31/2016	10.00	(0.01)	0.01	—	— ⁽¹¹⁾	—	—	— ⁽¹¹⁾
Class I								
1/1/20 to 12/31/20	\$ 9.93	0.09	0.30	0.39	(0.10)	—	—	(0.10)
1/1/19 to 12/31/19	9.80	0.19	0.13	0.32	(0.19)	—	—	(0.19)
1/1/18 to 12/31/18	9.86	0.16	(0.05)	0.11	(0.16)	(0.01)	—	(0.17)
4/1/2017 to 12/31/2017 ⁽⁶⁾	9.92	0.08	(0.05)	0.03	(0.08)	(0.01)	—	(0.09)
4/1/2016 to 3/31/2017	9.98	0.08	(0.06)	0.02	(0.08)	—	—	(0.08)
4/1/2015 to 3/31/2016	9.98	0.06	0.01	0.07	(0.07)	—	—	(0.07)
Virtus Seix Short-Term Municipal Bond Fund								
Class A								
1/1/20 to 12/31/20	\$10.03	0.05	0.24	0.29	(0.05)	—	(0.11)	(0.16)
1/1/19 to 12/31/19	9.92	0.12	0.23	0.35	(0.12)	—	(0.12)	(0.24)
1/1/18 to 12/31/18	9.91	0.09	0.02	0.11	(0.10)	—	— ⁽¹¹⁾	(0.10)
4/1/2017 to 12/31/2017 ⁽⁶⁾	9.93	0.05	(0.01)	0.04	(0.05)	—	(0.01)	(0.06)
4/1/2016 to 3/31/2017	9.98	0.05	(0.03)	0.02	(0.06)	—	(0.01)	(0.07)
4/1/2015 to 3/31/2016	10.00	0.02	— ⁽¹¹⁾	0.02	(0.02)	—	(0.02)	(0.04)
Class I								
1/1/20 to 12/31/20	\$10.04	0.06	0.25	0.31	(0.07)	—	(0.11)	(0.18)
1/1/19 to 12/31/19	9.93	0.13	0.23	0.36	(0.13)	—	(0.12)	(0.25)
1/1/18 to 12/31/18	9.91	0.11	0.02	0.13	(0.11)	—	— ⁽¹¹⁾	(0.11)
4/1/2017 to 12/31/2017 ⁽⁶⁾	9.93	0.07	(0.01)	0.06	(0.07)	—	(0.01)	(0.08)
4/1/2016 to 3/31/2017	9.98	0.08	(0.04)	0.04	(0.08)	—	(0.01)	(0.09)
4/1/2015 to 3/31/2016	10.00	0.04	— ⁽¹¹⁾	0.04	(0.04)	—	(0.02)	(0.06)
4/1/2014 to 3/31/2015	9.99	0.04	0.08	0.12	(0.04)	—	(0.07)	(0.11)

Change in Net Asset Value	Net Asset Value End of Period	Total Return ⁽²⁾⁽⁴⁾	Net Assets End of Period (in thousands)	Ratio of Net Expenses to Average Net Assets ⁽³⁾⁽⁵⁾	Ratio of Gross Expenses to Average Net Assets ⁽³⁾⁽⁵⁾	Ratio of Net Investment Income (Loss) to Average Net Assets ⁽³⁾	Portfolio Turnover Rate ⁽⁴⁾
0.28	\$10.24	3.59%	\$ 6,280	0.80%	1.27%	0.66%	171%
0.13	9.96	3.08	2,300	0.80	1.81	1.73	77
(0.07)	9.83	0.81	2,028	0.80	1.68	1.43	93
(0.05)	9.90	0.27	2,210	0.80	1.26	0.89	145
(0.06)	9.95	0.03	2,308	0.80	0.80	0.58	129
0.01	10.01	0.58	2,104	0.80	0.81	0.38	87
0.28	\$10.24	2.96%	\$ 2,082	1.39%	2.10%	0.08%	171%
0.13	9.96	2.29	733	1.57	2.58	0.95	77
(0.06)	9.83	0.14	1,461	1.57	2.48	0.66	93
(0.05)	9.89	(0.26)	1,257	1.48	2.04	0.21	145
(0.06)	9.94	(0.57)	1,310	1.40	1.57	(0.03)	129
—	10.00	—	1,742	1.29	1.58	(0.10)	87
0.29	\$10.22	3.91%	\$ 7,352	0.60%	1.16%	0.88%	171%
0.13	9.93	3.29	5,155	0.60	1.61	1.93	77
(0.06)	9.80	1.11	5,719	0.60	1.43	1.62	93
(0.06)	9.86	0.31	7,918	0.60	0.91	1.05	145
(0.06)	9.92	0.23	52,024	0.60	0.69	0.77	129
—	9.98	0.68	49,749	0.60	0.68	0.58	87
0.13	\$10.16	2.86%	\$ 1,474	0.64% ⁽¹²⁾	1.25%	0.49%	125%
0.11	10.03	3.54	1,535	0.65	1.17	1.15	77
0.01	9.92	1.10	1,411	0.65	1.05	0.96	50
(0.02)	9.91	0.39	1,765	0.65	0.95	0.70	56
(0.05)	9.93	0.26	1,810	0.65	0.74	0.54	59
(0.02)	9.98	0.23	7,354	0.67	0.72	0.24	82
0.13	\$10.17	3.03%	\$ 12,249	0.47% ⁽¹²⁾	1.15%	0.64%	125%
0.11	10.04	3.71	10,833	0.48	1.05	1.34	77
0.02	9.93	1.37	19,043	0.48	0.89	1.12	50
(0.02)	9.91	0.52	31,289	0.48	0.81	0.87	56
(0.05)	9.93	0.40	26,710	0.48	0.66	0.75	59
(0.02)	9.98	0.41	32,184	0.51	0.62	0.41	82
0.01	10.00	1.21	38,669	0.55	0.62	0.42	148

Financial Highlights (continued)

	Net Asset Value, Beginning of Period	Net Investment Income (Loss) ⁽¹⁾	Net Realized and Unrealized Gain (Loss)	Total from Investment Operations	Dividends from Net Investment Income	Distributions from Tax Return of Capital	Distributions from Net Realized Gains	Total Distributions
Virtus Seix Total Return Bond Fund								
Class A								
1/1/20 to 12/31/20	\$11.03	0.15	1.05	1.20	(0.21)	—	(0.09)	(0.30)
1/1/19 to 12/31/19	10.52	0.22	0.48	0.70	(0.13)	(0.06)	—	(0.19)
1/1/2018 to 12/31/2018	10.77	0.23	(0.28)	(0.05)	(0.20)	—	—	(0.20)
4/1/2017 to 12/31/2017 ⁽⁶⁾	10.77	0.15	—	0.15	(0.09)	(0.06)	—	(0.15)
4/1/2016 to 3/31/2017	11.02	0.20	(0.06)	0.14	(0.22)	—	(0.17)	(0.39)
4/1/2015 to 3/31/2016	11.11	0.17	(0.06)	0.11	(0.19)	—	(0.01)	(0.20)
Class I								
1/1/20 to 12/31/20	\$10.68	0.16	1.03	1.19	(0.24)	—	(0.09)	(0.33)
1/1/19 to 12/31/19	10.17	0.24	0.48	0.72	(0.15)	(0.06)	—	(0.21)
1/1/2018 to 12/31/2018	10.42	0.24	(0.28)	(0.04)	(0.21)	—	—	(0.21)
4/1/2017 to 12/31/2017 ⁽⁶⁾	10.42	0.17	(0.01)	0.16	(0.10)	(0.06)	—	(0.16)
4/1/2016 to 3/31/2017	10.67	0.22	(0.07)	0.15	(0.23)	—	(0.17)	(0.40)
4/1/2015 to 3/31/2016	10.75	0.19	(0.05)	0.14	(0.21)	—	(0.01)	(0.22)
Class R6 (formerly Class IS)								
1/1/20 to 12/31/20	\$10.67	0.17	1.03	1.20	(0.25)	—	(0.09)	(0.34)
1/1/19 to 12/31/19	10.17	0.26	0.46	0.72	(0.16)	(0.06)	—	(0.22)
1/1/2018 to 12/31/2018	10.42	0.26	(0.28)	(0.02)	(0.23)	—	—	(0.23)
4/1/2017 to 12/31/2017 ⁽⁶⁾	10.42	0.19	(0.02)	0.17	(0.11)	(0.06)	—	(0.17)
4/1/2016 to 3/31/2017	10.67	0.25	(0.08)	0.17	(0.25)	—	(0.17)	(0.42)
4/1/2015 to 3/31/2016	10.75	0.21	(0.06)	0.15	(0.22)	—	(0.01)	(0.23)

Change in Net Asset Value	Net Asset Value End of Period	Total Return ⁽²⁾⁽⁴⁾	Net Assets End of Period (in thousands)	Ratio of Net Expenses to Average Net Assets ⁽³⁾⁽⁵⁾	Ratio of Gross Expenses to Average Net Assets ⁽³⁾⁽⁵⁾	Ratio of Net Investment Income (Loss) to Average Net Assets ⁽³⁾	Portfolio Turnover Rate ⁽⁴⁾
0.90	\$11.93	10.91%	\$ 12,879	0.70%	0.87%	1.27%	186%
0.51	11.03	6.69	24,861	0.70	0.94	2.04	190
(0.25)	10.52	(0.48)	10,717	0.70	0.85	2.18	169
—	10.77	1.37	13,227	0.71 ⁽¹²⁾	0.84	1.86	150
(0.25)	10.77	1.22	27,284	0.70	0.70	1.85	210
(0.09)	11.02	1.02	32,366	0.71	0.71	1.55	181
0.86	\$11.54	11.12%	\$ 295,811	0.46%	0.57%	1.38%	186%
0.51	10.68	7.12	220,036	0.46	0.59	2.32	190
(0.25)	10.17	(0.32)	335,999	0.46	0.55	2.39	169
—	10.42	1.56	618,010	0.46	0.53	2.15	150
(0.25)	10.42	1.44	790,997	0.46	0.46	2.10	210
(0.08)	10.67	1.35	971,159	0.45	0.45	1.82	181
0.86	\$11.53	11.30%	\$ 123,041	0.31%	0.46%	1.53%	186%
0.50	10.67	7.18	61,313	0.31	0.45	2.51	190
(0.25)	10.17	(0.17)	70,626	0.31	0.44	2.55	169
—	10.42	1.68	145,096	0.31	0.40	2.38	150
(0.25)	10.42	1.58	101,022	0.31	0.31	2.40	210
(0.08)	10.67	1.49	56,133	0.31	0.31	1.95	181

Financial Highlights (continued)

	Net Asset Value, Beginning of Period	Net Investment Income (Loss) ⁽¹⁾	Net Realized and Unrealized Gain (Loss)	Total from Investment Operations	Dividends from Net Investment Income	Distributions from Tax Return of Capital	Distributions from Net Realized Gains	Total Distributions
Virtus Seix U.S. Government Securities Ultra-Short Bond Fund								
Class A								
1/1/20 to 12/31/20	\$10.00	0.04	0.06	0.10	(0.06)	—	—	(0.06)
1/1/2019 to 12/31/2019	9.99	0.19	0.02	0.21	(0.20)	—	—	(0.20)
7/24/2018 ⁽¹⁶⁾ to 12/31/2018	10.00	0.09	(0.01)	0.08	(0.08)	(0.01)	—	(0.09)
Class I								
1/1/20 to 12/31/20	\$10.00	0.08	0.04	0.12	(0.08)	—	—	(0.08)
1/1/2019 to 12/31/2019	9.99	0.23	—	0.23	(0.22)	—	—	(0.22)
1/1/2018 to 12/31/2018	10.01	0.19	(0.01)	0.18	(0.19)	(0.01)	—	(0.20)
4/1/2017 to 12/31/2017 ⁽⁶⁾	10.03	0.09	(0.01)	0.08	(0.09)	(0.01)	—	(0.10)
4/1/2016 to 3/31/2017	10.03	0.07	0.03	0.10	(0.10)	—	—	(0.10)
4/1/2015 to 3/31/2016	10.12	0.06	(0.07)	(0.01)	(0.08)	—	—	(0.08)
Class R6 (formerly Class IS)								
1/1/20 to 12/31/20	\$10.01	0.07	0.07	0.14	(0.10)	—	—	(0.10)
1/1/2019 to 12/31/2019	10.00	0.24	0.01	0.25	(0.24)	—	—	(0.24)
1/1/2018 to 12/31/2018	10.03	0.20	(0.01)	0.19	(0.21)	(0.01)	—	(0.22)
4/1/2017 to 12/31/2017 ⁽⁶⁾	10.04	0.10	— ⁽¹¹⁾	0.10	(0.10)	(0.01)	—	(0.11)
8/1/2016 to 3/31/2017 ⁽¹⁵⁾	10.04	0.08	—	0.08	(0.08)	—	—	(0.08)

Change in Net Asset Value	Net Asset Value End of Period	Total Return ⁽²⁾⁽⁴⁾	Net Assets End of Period (in thousands)	Ratio of Net Expenses to Average Net Assets ⁽³⁾⁽⁵⁾	Ratio of Gross Expenses to Average Net Assets ⁽³⁾⁽⁵⁾	Ratio of Net Investment Income (Loss) to Average Net Assets ⁽³⁾	Portfolio Turnover Rate ⁽⁴⁾
0.04	\$10.04	0.99%	\$ 33,092	0.66%	0.66%	0.41%	54%
0.01	10.00	2.11	13,741	0.65 ⁽¹⁰⁾	0.65	1.91	63
(0.01)	9.99	0.79	5,497	0.63 ⁽¹⁰⁾	0.63	2.10	28 ⁽¹⁷⁾
0.04	\$10.04	1.25%	\$1,090,217	0.41%	0.49%	0.76%	54%
0.01	10.00	2.36	864,548	0.41	0.50	2.27	63
(0.02)	9.99	1.83	1,232,473	0.41	0.50	1.89	28
(0.02)	10.01	0.82	1,343,042	0.41	0.47	1.17	48
—	10.03	0.98	1,367,242	0.42	0.42	0.72	77
(0.09)	10.03	(0.11)	1,557,899	0.41	0.41	0.57	52
(0.04)	\$10.05	1.40%	\$ 87,343	0.26%	0.38%	0.66%	54%
0.01	10.01	2.51	25,521	0.26	0.37	2.39	63
(0.03)	10.00	1.88	32,940	0.26	0.37	2.01	28
(0.01)	10.03	1.04	43,072	0.26	0.33	1.32	48
—	10.04	0.87	32,657	0.26	0.26	1.12	77

Financial Highlights (continued)

	Net Asset Value, Beginning of Period	Net Investment Income (Loss) ⁽¹⁾	Net Realized and Unrealized Gain (Loss)	Total from Investment Operations	Dividends from Net Investment Income	Distributions from Tax Return of Capital	Distributions from Net Realized Gains	Total Distributions
Virtus Seix U.S. Mortgage Fund								
Class A								
1/1/20 to 12/31/20	\$11.28	0.04	0.25	0.29	(0.11)	—	—	(0.11)
1/1/2019 to 12/31/2019	10.87	0.22	0.42	0.64	(0.22)	(0.01)	—	(0.23)
1/1/2018 to 12/31/2018	11.09	0.20	(0.17)	0.03	(0.20)	(0.05)	—	(0.25)
4/1/2017 to 12/31/2017 ⁽⁶⁾	11.10	0.12	0.04	0.16	(0.11)	(0.06)	—	(0.17)
4/1/2016 to 3/31/2017	11.31	0.05	(0.04)	0.01	(0.18)	—	(0.04)	(0.22)
4/1/2015 to 3/31/2016	11.29	0.08	0.11	0.19	(0.17)	—	—	(0.17)
Class C								
1/1/20 to 12/31/20	\$11.30	(0.05)	0.26	0.21	(0.03)	—	—	(0.03)
1/1/2019 to 12/31/2019	\$10.89	0.14	0.41	0.55	(0.13)	(0.01)	—	(0.14)
1/1/2018 to 12/31/2018	11.11	0.12	(0.17)	(0.05)	(0.12)	(0.05)	—	(0.17)
4/1/2017 to 12/31/2017 ⁽⁶⁾	11.11	0.05	0.06	0.11	(0.05)	(0.06)	—	(0.11)
4/1/2016 to 3/31/2017	11.33	(0.03)	(0.06)	(0.09)	(0.09)	—	(0.04)	(0.13)
4/1/2015 to 3/31/2016	11.32	— ⁽¹¹⁾	0.10	0.10	(0.09)	—	—	(0.09)
Class I								
1/1/20 to 12/31/20	\$11.30	0.07	0.25	0.32	(0.14)	—	—	(0.14)
1/1/2019 to 12/31/2019	10.89	0.24	0.42	0.66	(0.24)	(0.01)	—	(0.25)
1/1/2018 to 12/31/2018	11.11	0.22	(0.17)	0.05	(0.22)	(0.05)	—	(0.27)
4/1/2017 to 12/31/2017 ⁽⁶⁾	11.12	0.13	0.05	0.18	(0.13)	(0.06)	—	(0.19)
4/1/2016 to 3/31/2017	11.33	0.07	(0.04)	0.03	(0.20)	—	(0.04)	(0.24)
4/1/2015 to 3/31/2016	11.32	0.12	0.09	0.21	(0.20)	—	—	(0.20)
Virtus Seix Ultra-Short Bond Fund								
Class A								
1/1/20 to 12/31/20	\$ 9.96	0.10	0.01	0.11	(0.10)	—	—	(0.10)
1/1/2019 to 12/31/2019	9.92	0.21	0.04	0.25	(0.21)	—	—	(0.21)
7/24/2018 ⁽¹⁶⁾ to 12/31/2018	9.97	0.11	(0.06)	0.05	(0.10)	—	—	(0.10)
Class I								
1/1/20 to 12/31/20	\$ 9.95	0.13	0.01	0.14	(0.13)	—	—	(0.13)
1/1/2019 to 12/31/2019	9.91	0.24	0.04	0.28	(0.24)	—	—	(0.24)
1/1/2018 to 12/31/2018	9.97	0.22	(0.06)	0.16	(0.22)	—	—	(0.22)
4/1/2017 to 12/31/2017 ⁽⁶⁾	9.96	0.11	0.01	0.12	(0.11)	—	—	(0.11)
4/1/2016 to 3/31/2017	9.93	0.10	0.04	0.14	(0.11)	—	—	(0.11)
4/1/2015 to 3/31/2016	9.97	0.08	(0.04)	0.04	(0.08)	—	—	(0.08)

Change in Net Asset Value	Net Asset Value End of Period	Total Return ⁽²⁾⁽⁴⁾	Net Assets End of Period (in thousands)	Ratio of Net Expenses to Average Net Assets ⁽³⁾⁽⁵⁾	Ratio of Gross Expenses to Average Net Assets ⁽³⁾⁽⁵⁾	Ratio of Net Investment Income (Loss) to Average Net Assets ⁽³⁾	Portfolio Turnover Rate ⁽⁴⁾
0.18	\$11.46	2.60%	\$ 6,395	0.90%	1.81%	0.39%	53%
0.41	11.28	5.94	6,657	0.90	1.74	1.97	101
(0.22)	10.87	0.31	3,727	0.90	2.01	1.88	129
(0.01)	11.09	1.45	2,566	0.90	1.59	1.48	89
(0.21)	11.10	0.04	3,594	0.90	0.98	0.41	118
0.02	11.31	1.72	6,560	0.90	1.10	0.76	223
0.18	\$11.48	1.83%	\$ 499	1.65%	2.05%	(0.46)%	53%
0.41	11.30	5.09	383	1.65	1.99	1.29	101
(0.22)	10.89	(0.43)	3,174	1.65	2.00	1.09	129
—	11.11	0.99	3,722	1.62	1.98	0.65	89
(0.22)	11.11	(0.79)	4,300	1.65	1.71	(0.26)	118
0.01	11.33	0.88	5,478	1.65	1.79	0.01	223
0.18	\$11.48	2.80%	\$ 9,977	0.70%	1.13%	0.60%	53%
0.41	11.30	6.13	14,476	0.70	1.10	2.19	101
(0.22)	10.89	0.52	17,615	0.70	1.08	2.05	129
(0.01)	11.11	1.60	18,967	0.70	1.08	1.52	89
(0.21)	11.12	0.24	17,620	0.70	0.86	0.66	118
0.01	11.33	1.84	25,068	0.70	0.86	1.03	223
0.01	\$ 9.97	1.13%	\$ 4,189	0.65%	0.84%	1.03%	101%
0.04	9.96	2.58	3,111	0.65	0.83	2.07	97
(0.05)	9.92	0.48	1,698	0.65	0.84	2.46	112 ⁽¹⁷⁾
0.01	\$ 9.96	1.39%	\$ 44,711	0.40%	0.62%	1.29%	101%
0.04	9.95	2.84	41,183	0.40	0.61	2.42	97
(0.06)	9.91	1.61	60,041	0.40	0.62	2.21	112
0.01	9.97	1.21	59,548	0.42 ⁽¹²⁾	0.56	1.44	53
0.03	9.96	1.41	87,344	0.40	0.40	1.05	142
(0.04)	9.93	0.42	104,950	0.38	0.38	0.77	59

Financial Highlights (continued)

	Net Asset Value, Beginning of Period	Net Investment Income (Loss) ⁽¹⁾	Net Realized and Unrealized Gain (Loss)	Total from Investment Operations	Dividends from Net Investment Income	Distributions from Net Realized Gains	Total Distributions
Virtus Silvant Large-Cap Growth Stock Fund							
Class A							
1/1/20 to 12/31/20	\$ 5.37	(0.03)	1.91	1.88	—	(0.75)	(0.75)
1/1/2019 to 12/31/2019	4.60	(0.01)	1.55	1.54	—	(0.77)	(0.77)
1/1/2018 to 12/31/2018	5.49	(0.02)	0.03	0.01	—	(0.90)	(0.90)
4/1/2017 to 12/31/2017 ⁽⁶⁾	7.20	(0.01)	1.21	1.20	—	(2.91)	(2.91)
4/1/2016 to 3/31/2017	7.81	(0.02)	0.57	0.55	—	(1.16)	(1.16)
4/1/2015 to 3/31/2016	8.75	(0.03)	(0.11)	(0.14)	—	(0.80)	(0.80)
Class I							
1/1/20 to 12/31/20	\$ 8.12	(0.02)	2.93	2.91	—	(0.75)	(0.75)
1/1/2019 to 12/31/2019	6.63	— ⁽¹¹⁾	2.26	2.26	—	(0.77)	(0.77)
1/1/2018 to 12/31/2018	7.53	— ⁽¹¹⁾	— ⁽¹¹⁾	—	—	(0.90)	(0.90)
4/1/2017 to 12/31/2017 ⁽⁶⁾	8.92	0.01	1.51	1.52	—	(2.91)	(2.91)
4/1/2016 to 3/31/2017	9.38	— ⁽¹¹⁾	0.70	0.70	—	(1.16)	(1.16)
4/1/2015 to 3/31/2016	10.32	(0.02)	(0.12)	(0.14)	—	(0.80)	(0.80)
Class R6 (formerly Class IS)							
1/1/20 to 12/31/20	\$ 8.21	(0.01)	2.95	2.94	—	(0.75)	(0.75)
1/1/2019 to 12/31/2019	6.69	0.01	2.28	2.29	—	(0.77)	(0.77)
1/1/2018 to 12/31/2018	7.59	— ⁽¹¹⁾	— ⁽¹¹⁾	—	—	(0.90)	(0.90)
4/1/2017 to 12/31/2017 ⁽⁶⁾	8.94	0.02	1.54	1.56	—	(2.91)	(2.91)
4/1/2016 to 3/31/2017	9.39	0.01	0.70	0.71	—	(1.16)	(1.16)
4/1/2015 to 3/31/2016	10.33	(0.01)	(0.13)	(0.14)	—	(0.80)	(0.80)
Virtus Silvant Small-Cap Growth Stock Fund							
Class A							
1/1/20 to 12/31/20	\$ 6.89	(0.06)	2.71	2.65	—	(0.18)	(0.18)
1/1/2019 to 12/31/2019	5.68	(0.05)	2.09	2.04	—	(0.83)	(0.83)
1/1/2018 to 12/31/2018	6.92	(0.06)	(0.36)	(0.42)	—	(0.82)	(0.82)
4/1/2017 to 12/31/2017 ⁽⁶⁾	7.28	(0.04)	0.80	0.76	—	(1.12)	(1.12)
4/1/2016 to 3/31/2017	7.13	(0.04)	\$ 1.38	1.34	—	(1.19)	(1.19)
4/1/2015 to 3/31/2016	13.23	(0.08)	(1.35)	(1.43)	—	(4.67)	(4.67)
Class I							
1/1/20 to 12/31/20	\$ 9.27	(0.07)	3.65	3.58	—	(0.18)	(0.18)
1/1/2019 to 12/31/2019	7.42	(0.06)	2.74	2.68	—	(0.83)	(0.83)
1/1/2018 to 12/31/2018	8.78	(0.07)	(0.47)	(0.54)	—	(0.82)	(0.82)
4/1/2017 to 12/31/2017 ⁽⁶⁾	8.95	(0.04)	0.99	0.95	—	(1.12)	(1.12)
4/1/2016 to 3/31/2017	8.52	(0.04)	1.66	1.62	—	(1.19)	(1.19)
4/1/2015 to 3/31/2016	14.83	(0.10)	(1.54)	(1.64)	—	(4.67)	(4.67)

Change in Net Asset Value	Net Asset Value End of Period	Total Return ⁽²⁾⁽⁴⁾	Net Assets End of Period (in thousands)	Ratio of Net Expenses to Average Net Assets ⁽³⁾⁽⁵⁾	Ratio of Gross Expenses to Average Net Assets ⁽³⁾⁽⁵⁾	Ratio of Net Investment Income (Loss) to Average Net Assets ⁽³⁾	Portfolio Turnover Rate ⁽⁴⁾
1.13	\$ 6.50	35.90%	\$110,884	1.23%	1.27%	(0.49)%	13%
0.77	5.37	33.95	92,556	1.23	1.26	(0.25)	15
(0.89)	4.60	(0.83)	45,779	1.23	1.60	(0.29)	11
(1.71)	5.49	17.88	63,051	1.23	1.46	(0.09)	14
(0.61)	7.20	7.83	60,900	1.23	1.24	(0.27)	42
(0.94)	7.81	(2.13)	62,115	1.20	1.21	(0.39)	10
2.16	\$10.28	36.43%	\$ 15,093	0.97%	1.09%	(0.23)%	13%
1.49	8.12	34.41	15,720	0.97	1.12	0.01	15
(0.90)	6.63	(0.75)	19,234	0.97	1.10	(0.02)	11
(1.39)	7.53	18.04	24,621	0.97	1.22	0.22	14
(0.46)	8.92	8.14	92,638	0.97	1.26	(0.02)	42
(0.94)	9.38	(1.79)	110,562	0.97	1.24	(0.15)	10
2.19	\$10.40	36.39%	\$ 348	0.90%	0.96%	(0.16)%	13%
1.52	8.21	34.57	165	0.90	0.98	0.08	15
(0.90)	6.69	(0.73)	110	0.90	0.95	0.03	11
(1.35)	7.59	18.53	464	0.91	0.93	0.28	14
(0.45)	8.94	8.23	24,261	0.90	0.90	(0.05)	42
(0.94)	9.39	(1.80)	37,087	0.88	0.89	(0.06)	10
2.47	\$ 9.36	38.99%	\$ 14,837	1.27%	1.59%	(0.85)%	29%
1.21	6.89	35.81	11,694	1.27	1.64	(0.76)	32
(1.24)	5.68	(6.69)	5,725	1.41 ⁽¹²⁾	1.68	(0.88)	36
(0.36)	6.92	10.73	6,840	1.42	1.64	(0.70)	24
0.15	7.28	19.30	7,008	1.41	1.43	(0.55)	56
(6.10)	7.13	(13.38)	6,856	1.37	1.37	(0.76)	73
3.40	\$12.67	39.01%	\$ 23,312	1.15%	1.42%	(0.73)%	29%
1.85	9.27	36.04	18,219	1.15	1.48	(0.64)	32
(1.36)	7.42	(6.64)	14,513	1.29 ⁽¹²⁾	1.53	(0.76)	36
(0.17)	8.78	10.86	18,637	1.30	1.53	(0.58)	24
0.43	8.95	19.45	26,929	1.29	1.43	(0.44)	56
(6.31)	8.52	(13.36)	36,436	1.30	1.39	(0.74)	73

Financial Highlights (continued)

	Net Asset Value, Beginning of Period	Net Investment Income (Loss) ⁽¹⁾	Net Realized and Unrealized Gain (Loss)	Total from Investment Operations	Dividends from Net Investment Income	Distributions from Net Realized Gains	Total Distributions
Virtus Zevenbergen Innovative Growth Stock Fund							
Class A							
1/1/20 to 12/31/20	\$28.48	(0.55)	34.47	33.92	—	—	—
1/1/2019 to 12/31/2019	20.83	(0.32)	7.97	7.65	—	—	—
1/1/2018 to 12/31/2018	19.96	(0.33)	2.57	2.24	—	(1.37)	(1.37)
4/1/2017 to 12/31/2017 ⁽⁶⁾	18.56	(0.21)	3.74	3.53	—	(2.13)	(2.13)
4/1/2016 to 3/31/2017	18.37	(0.26)	3.67	3.41	—	(3.22)	(3.22)
4/1/2015 to 3/31/2016	20.76	(0.29)	(0.57)	(0.86)	—	(1.53)	(1.53)
Class I							
1/1/20 to 12/31/20	\$30.35	(0.47)	36.79	36.32	—	—	—
1/1/2019 to 12/31/2019	22.15	(0.26)	8.46	8.20	—	—	—
1/1/2018 to 12/31/2018	21.10	(0.30)	2.72	2.42	—	(1.37)	(1.37)
4/1/2017 to 12/31/2017 ⁽⁶⁾	19.49	(0.19)	3.93	3.74	—	(2.13)	(2.13)
4/1/2016 to 3/31/2017	19.11	(0.23)	3.83	3.60	—	(3.22)	(3.22)
4/1/2015 to 3/31/2016	21.49	(0.26)	(0.59)	(0.85)	—	(1.53)	(1.53)
Class R6							
10/20/20 ⁽¹⁶⁾ to 12/31/20	\$58.00	(0.10)	8.77	8.67	—	—	—

- (1) Calculated using average shares outstanding.
- (2) Sales charges where applicable are not reflected in the Total Return calculation.
- (3) Annualized for periods less than one year.
- (4) Not annualized for periods less than one year.
- (5) The Fund will also indirectly bear its prorated share of expenses of any underlying funds in which it invests. Such expenses are not included in the calculation of this ratio.
- (6) The Fund changed its fiscal period end to December 31 during the period.
- (7) From November 9 through November 13, 2018, the Fund's Class R6 shares did not have any investors, though the net asset value continued to be calculated using another share class adjusted for class expenses.
- (8) The ratio excludes expenses waived/reimbursed net of amount recaptured. If expenses waived/reimbursed net of amount recaptured were included, the ratio would have been higher than the ratio shown.
- (9) See note 3D in the Notes to Financial Statements in the Annual Report for information on recapture of expenses previously waived.
- (10) The Fund and/or specific share class, is currently under its expense limitation.
- (11) Amount is less than \$0.005 per share.
- (12) Due to a change in expense cap, the ratio shown is a blended expense ratio.
- (13) R6 (formerly IS) Shares commenced operations on August 3, 2015 for the predecessor fund.
- (14) From November 9 through November 13, 2018, the Fund's Class R6 shares did not have any investors, though the net asset value continued to be calculated using another share class adjusted for class expenses.
- (15) R6 (formerly IS) Shares commenced operations on August 1, 2016 for the predecessor fund.
- (16) Inception date.
- (17) Portfolio turnover is representative of the Fund for the entire period.
- (18) Net investment income per share and the ratio of net investment income to average net assets include a non-recurring refund for overbilling of prior years' custodian out-of-pocket fees which amounted to \$0.01 per share and 0.09%, 0.07% and 0.07% of average net assets for Class A, Class I and Class IS, respectively.
- (19) Net expense ratio includes extraordinary proxy expenses.
- (20) Ratios of total expenses excluding interest expense on borrowings for the year ended December 31, 2019 were 1.45% (Class A), 1.24% (Class I) and 1.15% (Class R6).

Change in Net Asset Value	Net Asset Value End of Period	Total Return ⁽²⁾	Net Assets End of Period (in thousands)	Ratio of Net Expenses to Average Net Assets ⁽³⁾⁽⁵⁾	Ratio of Gross Expenses to Average Net Assets ⁽³⁾⁽⁵⁾	Ratio of Net Investment Income (Loss) to Average Net Assets ⁽³⁾	Portfolio Turnover Rate ⁽⁴⁾
33.92	\$62.40	119.10%	\$ 335,809	1.25%	1.33%	(1.18)%	33%
7.65	28.48	36.73	46,655	1.26 ⁽²⁴⁾	1.41	(1.20)	91
0.87	20.83	10.80	24,902	1.48 ⁽⁹⁾⁽¹²⁾	1.47	(1.35)	103
1.40	19.96	19.18	5,484	1.51	1.66	(1.40)	50
0.19	18.56	20.42	6,375	1.50	1.55	(1.39)	64
(2.39)	18.37	(4.96)	8,127	1.49	1.49	(1.38)	59
36.32	\$66.67	119.67%	\$1,037,368	1.00%	1.07%	(0.93)%	33%
8.20	30.35	37.02	90,136	1.01 ⁽²⁴⁾	1.15	(0.94)	91
1.05	22.15	11.07	72,404	1.27 ⁽⁹⁾⁽¹²⁾	1.23	(1.15)	103
1.61	21.10	19.34	17,630	1.31	1.50	(1.19)	50
0.38	19.49	20.63	22,330	1.30	1.44	(1.18)	64
(2.38)	19.11	(4.74)	18,203	1.31	1.39	(1.20)	59
8.67	\$66.67	14.95%	\$ 115	0.90%	1.03%	(0.83)%	33% ⁽¹⁷⁾

Financial Highlights (continued)

- (21) R6 (formerly IS) Shares commenced operations on September 1, 2015 for the predecessor fund.
- (22) See Note 4D in the Notes to Financial Statements in the Annual Report for information on recapture of expenses previously reimbursed.
- (23) Ratio of total expenses excluding interest expense on borrowings for the years ended December 31, 2020 and 2019 were 0.94% (Class A), 1.52% (Class C), 0.62% (Class I) and 0.52% (Class R6).
- (24) Ratios of total expenses excluding interest expense on borrowings for the year ended December 31, 2019 were 1.25% (Class A) and 1.00% (Class I).

Appendix A

Intermediary Sales Charge Discounts and Waivers

Specific intermediaries may have different policies and procedures regarding the availability of front-end sales load waivers or CDSC waivers, which are discussed below. In all instances, it is the purchaser's responsibility to notify the fund or the purchaser's financial intermediary at the time of purchase of any relationship or other facts qualifying the purchaser for sales charge waivers or discounts. For waivers and discounts not available through a particular intermediary, in order to receive these waivers or discounts shareholders will have to purchase fund shares through another intermediary offering such waivers or discounts or directly from the fund if the fund offers such waivers or discounts. Please see the section entitled "Sales Charges – What arrangement is best for you?" for more information on sales charges and waivers available for different classes.

Ameriprise Financial

Class A Shares Front-End Sales Charge Waivers Available at Ameriprise Financial

The following information applies to Class A shares purchases if you have an account with or otherwise purchase fund shares through Ameriprise Financial:

Shareholders purchasing fund shares through an Ameriprise Financial retail brokerage account are eligible for the following front-end sales charge waivers, which may differ from those disclosed elsewhere in this prospectus:

- Employer-sponsored retirement plans (e.g., 401(k) plans, 457 plans, employer-sponsored 403(b) plans, profit sharing and money purchase pension plans and defined benefit plans). For purposes of this provision, employer-sponsored retirement plans do not include SEP IRAs, Simple IRAs or SAR-SEPs.
- Shares purchased through reinvestment of capital gains distributions and dividend reinvestment when purchasing shares of the same fund (but not any other fund within the same fund family).
- Shares exchanged from Class C shares of the same fund in the month of or following the 7-year anniversary of the purchase date. To the extent that this prospectus elsewhere provides for a waiver with respect to exchanges of Class C shares or conversion of Class C shares following a shorter holding period, that waiver will apply.
- Employees and registered representatives of Ameriprise Financial or its affiliates and their immediate family members.
- Shares purchased by or through qualified accounts (including IRAs, Coverdell Education Savings Accounts, 401(k)s, 403(b) TSCAs subject to ERISA and defined benefit plans) that are held by a covered family member, defined as an Ameriprise financial advisor and/or the advisor's spouse, advisor's lineal ascendant (mother, father, grandmother, grandfather, great grandmother, great grandfather), advisor's lineal descendant (son, step-son, daughter, step-daughter, grandson, granddaughter, great grandson, great granddaughter) or any spouse of a covered family member who is a lineal descendant.
- Shares purchased from the proceeds of redemptions within the same fund family, provided (1) the repurchase occurs within 90 days following the redemption, (2) the redemption and purchase occur in the same account, and (3) redeemed shares were subject to a front-end or deferred sales load (i.e. Rights of Reinstatement).

Edward D. Jones & Co., L.P. ("Edward Jones")

Policies Regarding Transactions Through Edward Jones

The following information has been provided by Edward Jones:

February 1, 2021, the following information supersedes prior information with respect to transactions and positions held in fund shares through an Edward Jones system. Clients of Edward Jones (also referred to as "shareholders") purchasing fund shares on the Edward Jones commission and fee-based platforms are eligible only for the following sales charge discounts (also referred to as "breakpoints") and waivers, which can differ from discounts and waivers described elsewhere in this prospectus or statement of additional information ("SAI") or through another broker-dealer. In all instances, it is the shareholder's responsibility to inform Edward Jones at the time of purchase of any relationship, holdings of Virtus Funds, or other facts qualifying the purchaser for discounts or waivers. Edward Jones can ask for documentation of such circumstance. Shareholders should contact Edward Jones if they have questions regarding their eligibility for these discounts and waivers.

Breakpoints, Rights of Accumulation, and/or Letters of Intent

- **Breakpoints as described in this prospectus.**
- **Rights of Accumulation (“ROA”).** The applicable sales charge on a purchase of Class A shares is determined by taking into account all share classes (except certain money market funds and any assets held in group retirement plans) of Virtus Funds held by the shareholder or in an account grouped by Edward Jones with other accounts for the purpose of providing certain pricing considerations (“pricing groups”). If grouping assets as a shareholder, this includes all share classes held on the Edward Jones platform and/or held on another platform. The inclusion of eligible fund family assets in the ROA calculation is dependent on the shareholder notifying Edward Jones of such assets at the time of calculation. Money market funds are included only if such shares were sold with a sales charge at the time of purchase or acquired in exchange for shares purchased with a sales charge. The employer maintaining a SEP IRA plan and/or SIMPLE IRA plan may elect to establish or change ROA for the IRA accounts associated with the plan to a plan-level grouping as opposed to including all share classes at a shareholder or pricing group level. ROA is determined by calculating the higher of cost minus redemptions or market value (current shares x NAV).
- **Letter of Intent (“LOI”).** Through a LOI, shareholders can receive the sales charge and breakpoint discounts for purchases shareholders intend to make over a 13-month period from the date Edward Jones receives the LOI. The LOI is determined by calculating the higher of cost or market value of qualifying holdings at LOI initiation in combination with the value that the shareholder intends to buy over a 13-month period to calculate the front-end sales charge and any breakpoint discounts. Each purchase the shareholder makes during that 13-month period will receive the sales charge and breakpoint discount that applies to the total amount. The inclusion of eligible fund family assets in the LOI calculation is dependent on the shareholder notifying Edward Jones of such assets at the time of calculation. Purchases made before the LOI is received by Edward Jones are not adjusted under the LOI and will not reduce the sales charge previously paid. Sales charges will be adjusted if LOI is not met. If the employer maintaining a SEP IRA plan and/or SIMPLE IRA plan has elected to establish or change ROA for the IRA accounts associated with the plan to a plan-level grouping, LOIs will also be at the plan-level and may only be established by the employer.

Sales Charge Waivers

Sales charges are waived for the following shareholders and in the following situations:

- Associates of Edward Jones and its affiliates and their family members who are in the same pricing group (as determined by Edward Jones under its policies and procedures) as the associate. This waiver will continue for the remainder of the associate’s life if the associate retires from Edward Jones in good-standing and remains in good standing pursuant to Edward Jones’ policies and procedures.
- Shares purchased in an Edward Jones fee-based program.
- Shares purchased through reinvestment of capital gains distributions and dividend reinvestment.
- Shares purchased from the proceeds of redeemed shares of the same fund family so long as the following conditions are met: 1) the proceeds are from the sale of shares within 60 days of the purchase, and 2) the sale and purchase are made in the same share class and the same account or the purchase is made in an individual retirement account with proceeds from liquidations in a non-retirement account.
- Shares exchanged into Class A shares from another share class so long as the exchange is into the same fund and was initiated at the discretion of Edward Jones. Edward Jones is responsible for any remaining CDSC due to the fund company, if applicable. Any future purchases are subject to the applicable sales charge as disclosed in the prospectus.
- Exchanges from Class C shares to Class A shares of the same fund, generally, in the 84th month following the anniversary of the purchase date or earlier at the discretion of Edward Jones.

Contingent Deferred Sales Charges (“CDSC”) Waivers

If the shareholder purchases shares that are subject to a CDSC and those shares are redeemed before the CDSC is expired, the shareholder is responsible to pay the CDSC except in the following conditions:

- Death or disability of the shareholder.
- Systematic withdrawals with up to 10% per year of the account value.
- Return of excess contributions from an Individual Retirement Account (IRA).

- Shares sold as part of a required minimum distribution for IRA and retirement accounts if the redemption is taken in or after the year the shareholder reaches qualified age based on applicable IRS regulations.
- Shares sold to pay Edward Jones fees or costs in such cases where the transaction is initiated by Edward Jones.
- Shares exchanged in an Edward Jones fee-based program.
- Shares acquired through NAV reinstatement.
- Shares redeemed at the discretion of Edward Jones for Minimum Balances, as described below.

Other Important Information Regarding Transactions Through Edward Jones

Minimum Purchase Amounts

- Initial purchase minimum: \$250
- Subsequent purchase minimum: none

Minimum Balances

Edward Jones has the right to redeem at its discretion fund holdings with a balance of \$250 or less. The following are examples of accounts that are not included in this policy:

- A fee-based account held on an Edward Jones platform.
- A 529 account held on an Edward Jones platform.
- An account with an active systematic investment plan or LOI.

Exchanging Share Classes

- At any time it deems necessary, Edward Jones has the authority to exchange at NAV a shareholder's holdings in a fund to Class A shares of the same fund.

Janney Montgomery Scott LLC

Effective May 1, 2020, if you purchase fund shares through a Janney Montgomery Scott LLC ("Janney") brokerage account, you will be eligible for the following load waivers (front-end sales charge waivers and contingent deferred sales charge ("CDSC"), or back-end sales charge, waivers) and discounts, which may differ from those disclosed elsewhere in this fund's Prospectus or the SAI.

Front-end Sales Charge* Waivers on Class A Shares available at Janney

- Shares purchased through reinvestment of capital gains distributions and dividend reinvestment when purchasing shares of the same fund (but not any other fund within the fund family).
- Shares purchased by employees and registered representatives of Janney or its affiliates and their family members as designated by Janney.
- Shares purchased from the proceeds of redemptions within the same fund family, provided (1) the repurchase occurs within ninety (90) days following the redemption, (2) the redemption and purchase occur in the same account, and (3) redeemed shares were subject to a front-end or deferred sales load (i.e., right of reinstatement).
- Employer-sponsored retirement plans (e.g., 401(k) plans, 457 plans, employer-sponsored 403(b) plans, profit sharing and money purchase pension plans and defined benefit plans). For purposes of this provision, employer-sponsored retirement plans do not include SEP IRAs, Simple IRAs, SAR-SEPs or Keogh plans.
- Shares acquired through a right of reinstatement.
- Class C shares that are no longer subject to a contingent deferred sales charge and are converted to Class A shares of the same fund pursuant to Janney's policies and procedures.

CDSC Waivers on Class A Shares and Class C Shares available at Janney

- Shares sold upon the death or disability of the shareholder.
- Shares sold as part of a systematic withdrawal plan as described in this Prospectus.
- Shares purchased in connection with a return of excess contributions from an IRA account.
- Shares sold as part of a required minimum distribution for IRA and other retirement accounts due to the shareholder reaching the qualified age based on applicable IRS regulations as described in the fund's Prospectus.

- Shares sold to pay Janney fees but only if the transaction is initiated by Janney.
- Shares acquired through a right of reinstatement.
- Shares exchanged into the same share class of a different fund.

Front-end Sales Charge* Discounts Available at Janney: Breakpoints, Rights of Accumulation, and/or Letters of Intent

- Breakpoints as described in this prospectus.
- Rights of accumulation ("ROA"), which entitle shareholders to breakpoint discounts, will be automatically calculated based on the aggregated holding of fund family assets held by accounts (including 529 program holdings, where applicable) within the purchaser's household at Janney. Eligible fund family assets not held at Janney may be included in the ROA calculation only if the shareholder notifies his or her financial professional about such assets.
- Letters of intent which allow for breakpoint discounts based on anticipated purchases within a fund family, over a 13-month time period. Eligible fund family assets not held at Janney Montgomery Scott may be included in the calculation of letters of intent only if the shareholder notifies his or her financial professional about such assets.

*Also referred to as an "initial sales charge."

Merrill Lynch

Effective April 10, 2017, shareholders purchasing fund shares through a Merrill Lynch platform or account will be eligible only for the following load waivers (front-end sales charge waivers and contingent deferred, or back-end, sales charge waivers) and discounts, which may differ from those disclosed elsewhere in this prospectus or the SAI.

Front-end Sales Load Waivers on Class A Shares available at Merrill Lynch

- Employer-sponsored retirement, deferred compensation and employee benefit plans (including health savings accounts) and trusts used to fund those plans, provided that the shares are not held in a commission-based brokerage account and shares are held for the benefit of the plan.
- Shares purchased by or through a 529 Plan (does not include 529 Plan units or 529-specific share classes or equivalents).
- Shares purchased through a Merrill Lynch affiliated investment advisory program.
- Shares exchanged due to the holdings moving from a Merrill Lynch affiliated investment advisory program to a Merrill Lynch brokerage (non-advisory) account pursuant to Merrill Lynch's policies relating to sales load discounts and waivers.
- Shares purchased by third party investment professionals on behalf of their advisory clients through Merrill Lynch's platform.
- Shares of funds purchased through the Merrill Edge Self-Directed platform.
- Shares purchased through reinvestment of capital gains distributions and dividend reinvestment when purchasing shares of the same fund (but not any other fund within the fund family).
- Shares exchanged from Class C (i.e. level-load) shares of the same fund pursuant to Merrill Lynch's policies relating to sales load discounts and waivers.
- Employees and registered representatives of Merrill Lynch or its affiliates and their family members.
- Directors or Trustees of the fund, and employees of the fund's investment adviser or any of its affiliates, as described in this prospectus.
- Eligible shares purchased from the proceeds of redemptions within the same fund family, provided (1) the repurchase occurs within 90 days following the redemption, (2) the redemption and purchase occur in the same account, and (3) redeemed shares were subject to a front-end or deferred sales load (known as Rights of Reinstatement). Automated transactions (i.e. systematic purchases and withdrawals) and purchases made after shares are automatically sold to pay Merrill Lynch's account maintenance fees are not eligible for reinstatement.

CDSC Waivers on Class A Shares and Class C Shares available at Merrill Lynch

- Death or disability of the shareholder.
- Shares sold as part of a systematic withdrawal plan as described in the fund's prospectus.

- Return of excess contributions from an IRA account.
- Shares sold as part of a required minimum distribution for IRA and retirement accounts pursuant to the Internal Revenue Code.
- Shares sold to pay Merrill Lynch fees but only if the transaction is initiated by Merrill Lynch.
- Shares acquired through a right of reinstatement.
- Shares held in retirement brokerage accounts, that are exchanged for a lower cost share class due to transfer to certain fee based accounts or platforms (applicable to A and C shares only).
- Shares received through an exchange due to the holdings moving from a Merrill Lynch affiliated investment advisory program to a Merrill Lynch brokerage (non-advisory) account pursuant to Merrill Lynch's policies relating to sales load discounts and waivers.

Front-end Load Discounts on Class A Shares Available at Merrill Lynch: Breakpoints, Rights of Accumulation & Letters of Intent

- Breakpoints as described in this prospectus.
- Rights of Accumulation (ROA) which entitle shareholders to breakpoint discounts as described in this prospectus will be automatically calculated based on the aggregated holding of fund family assets held by accounts (including 529 program holdings, where applicable) within the purchaser's household at Merrill Lynch. Eligible fund family assets not held at Merrill Lynch may be included in the ROA calculation only if the shareholder notifies his or her financial professional about such assets.
- Letters of Intent (LOI) which allow for breakpoint discounts based on anticipated purchases within a fund family, through Merrill Lynch, over a 13-month period of time.

Morgan Stanley

Effective July 1, 2018, shareholders purchasing fund shares through a Morgan Stanley Wealth Management transactional brokerage account will be eligible only for the following front-end sales charge waivers with respect to Class A shares, which may differ from and may be more limited than those disclosed elsewhere in this prospectus or the SAI.

Front-end Sales Charge Waivers on Class A Shares available at Morgan Stanley Wealth Management

- Employer-sponsored retirement plans (e.g., 401(k) plans, 457 plans, employer-sponsored 403(b) plans, profit sharing and money purchase pension plans and defined benefit plans). For purposes of this provision, employer-sponsored retirement plans do not include SEP IRAs, Simple IRAs, SAR-SEPs or Keogh plans.
- Morgan Stanley employee and employee-related accounts according to Morgan Stanley's account linking rules.
- Shares purchased through reinvestment of dividends and capital gains distributions when purchasing shares of the same fund.
- Shares purchased through a Morgan Stanley self-directed brokerage account.
- Class C (i.e., level-load) Shares that are no longer subject to a contingent deferred sales charge and are converted to Class A Shares of the same fund pursuant to Morgan Stanley Wealth Management's share class conversion program.
- Shares purchased from the proceeds of redemptions within the same fund family, provided (i) the repurchase occurs within 90 days following the redemption, (ii) the redemption and purchase occur in the same account, and (iii) redeemed shares were subject to a front-end or deferred sales charge.

Oppenheimer & Co. Inc. ("OPCO")

Effective February 26, 2020, shareholders purchasing fund shares through an OPCO platform or account are eligible only for the following load waivers (front-end sales charge waivers and contingent deferred, or back-end, sales charge waivers) and discounts, which may differ from those disclosed elsewhere in this prospectus or SAI.

Front-end Sales Charge Waivers on Class A Shares available at OPCO

- Employer-sponsored retirement, deferred compensation and employee benefit plans (including health savings accounts) and trusts used to fund those plans, provided that the shares are not held in a commission-based brokerage account and shares are held for the benefit of the plan.

- Shares purchased by or through a 529 Plan.
- Shares purchased through a OPCO affiliated investment advisory program.
- Shares purchased through reinvestment of capital gains distributions and dividend reinvestment when purchasing shares of the same fund (but not any other fund within the fund family).
- Shares purchased using the proceeds of redemptions within the same fund family, provided (1) the repurchase occurs within 90 days following the redemption, (2) the redemption and purchase occur in the same amount, and (3) redeemed shares were subject to a front-end or deferred sales load (known as Rights of Restatement).
- A shareholder in the fund's Class C shares will have their shares exchanged at net asset value into Class A shares (or the appropriate share class) of the fund if the shares are no longer subject to a CDSC and the exchange is in line with the policies and procedures of OPCO.
- Employees and registered representatives of OPCO or its affiliates and their family members.
- Directors or Trustees of the fund, and employees of the fund's investment adviser or any of its affiliates, as described in this prospectus.

CDSC Waivers on Class A Shares and Class C Shares available at OPCO

- Death or disability of the shareholder.
- Shares sold as part of a systematic withdrawal plan as described in this Prospectus.
- Return of excess contributions from an IRA account.
- Shares sold as part of a required minimum distribution for IRA and retirement accounts due to the shareholder reaching the qualified age based on applicable IRS guidance.
- Shares sold to pay OPCO fees but only if the transaction is initiated by OPCO.
- Shares acquired through a right of reinstatement.

Front-end Sales Charge Discounts Available at OPCO: Breakpoints, Rights of Accumulation, and/or Letters of Intent

- Breakpoints as described in this prospectus.
- Rights of accumulation ("ROA"), which entitle shareholders to breakpoint discounts will be automatically calculated based on the aggregated holding of fund family assets held by accounts within the purchaser's household at OPCO. Eligible fund family assets not held at OPCO may be included in the ROA calculation only if the shareholder notifies his or her financial professional about such assets.

Raymond James & Associates, Inc., Raymond James Financial Services, Inc. and each such entity's affiliates ("Raymond James")

Effective March 1, 2019, shareholders purchasing fund shares through a Raymond James platform or account, or through an introducing broker-dealer or independent registered investment adviser for which Raymond James provides trade execution, clearance, and/or custody services will be eligible only for the following load waivers (front-end sales charge waivers and contingent deferred, or back-end, sales charge waivers) and discounts, which may differ from those disclosed elsewhere in this prospectus or the SAI.

Front-end Sales Load Waivers on Class A Shares available at Raymond James

- Shares purchased in an investment advisory program.
- Shares purchased within the same fund family through a systematic reinvestment of capital gains distributions and dividend reinvestment when purchasing shares of the same fund (but not any other fund within the fund family).
- Employees and registered representatives of Raymond James or its affiliates and their family members as designated by Raymond James.
- Shares purchased from the proceeds of redemptions within the same fund family, provided (1) the repurchase occurs within 90 days following the redemption, (2) the redemption and purchase occur in the same account, and (3) redeemed shares were subject to a front-end or deferred sales load (known as Rights of Reinstatement).

- A shareholder in a fund's Class C shares will have their shares converted at net asset value to Class A shares (or the appropriate share class) of the fund if the shares are no longer subject to a CDSC and the conversion is in line with the policies and procedures of Raymond James.

CDSC Waivers on Class A Shares and Class C Shares available at Raymond James

- Death or disability of the shareholder.
- Shares sold as part of a systematic withdrawal plan as described in this prospectus.
- Return of excess contributions from an IRA account.
- Shares sold as part of a required minimum distribution for IRA and retirement accounts due to the shareholder reaching the qualified age based on applicable IRS regulations as described in this prospectus.
- Shares sold to pay Raymond James fees but only if the transaction is initiated by Raymond James.
- Shares acquired through a right of reinstatement.

Front-end Load Discounts on Class A Shares Available at Raymond James: Breakpoints, and/or Rights of Accumulation, and/or Letters of Intent

- Breakpoints as described in this prospectus.
- Rights of accumulation which entitle shareholders to breakpoint discounts will be automatically calculated based on the aggregated holding of fund family assets held by accounts within the purchaser's household at Raymond James. Eligible fund family assets not held at Raymond James may be included in the calculation of rights of accumulation only if the shareholder notifies his or her financial professional about such assets.
- Letters of intent which allow for breakpoint discounts based on anticipated purchases within a fund family, over a 13-month time period. Eligible fund family assets not held at Raymond James may be included in the calculation of letters of intent only if the shareholder notifies his or her financial professional about such assets.

Robert W. Baird & Co. Incorporated ("Baird")

Effective June 15, 2020, shareholders purchasing fund shares through a Baird platform or account will only be eligible for the following sales charge waivers (front-end sales charge waivers and CDSC waivers) and discounts, which may differ from those disclosed elsewhere in this prospectus or the SAI.

Front-end Sales Charge Waivers on Class A Shares available at Baird

- Shares purchased through reinvestment of capital gains distributions and dividend reinvestment when purchasing share of the same fund.
- Shares purchased by employees and registered representatives of Baird or its affiliate and their family members as designated by Baird.
- Shares purchased using the proceeds of redemptions from another Virtus fund, provided (1) the repurchase occurs within 90 days following the redemption, (2) the redemption and purchase occur in the same accounts, and (3) redeemed shares were subject to a front-end or deferred sales charge (known as rights of reinstatement).
- Shareholders in Class C Shares will have their shares exchanged at net asset value into Class A shares of the same fund if the shares are no longer subject to CDSC and the exchange is in line with the policies and procedures of Baird.
- Employer-sponsored retirement plans or charitable accounts in a transactional brokerage account at Baird, including 401(k) plans, 457 plans, employer-sponsored 403(b) plans, profit sharing and money purchase pension plans and defined benefit plans. For purposes of this provision, employer-sponsored retirement plans do not include SEP IRAs, Simple IRAs or SAR-SEPs.

CDSC Waivers on Class A Shares and Class C Shares available at Baird

- Shares sold due to the death or disability of the shareholder.
- Shares sold as part of a systematic withdrawal plan as described in this Prospectus.
- Shares bought due to returns of excess contributions from an IRA account.

- Shares sold as part of a required minimum distribution for IRA and retirement accounts due to the shareholder reaching the qualified age based on applicable Internal Revenue Service regulations as described in this prospectus.
- Shares sold to pay Baird fees but only if the transaction is initiated by Baird.
- Shares acquired through a right of reinstatement.

Front-end Sales Charge Discounts Available at Baird: Breakpoints and/or Rights of Accumulations

- Breakpoints as described in this prospectus.
- Rights of accumulation (“ROA”), which entitle shareholders to breakpoint discounts will be automatically calculated based on the aggregated holding of Virtus fund assets held by accounts within the purchaser’s household at Baird. Eligible Virtus fund assets not held at Baird may be included in the rights of accumulations calculation only if the shareholder notifies his or her financial professional about such assets.
- Letters of intent (“LOI”) allow for breakpoint discounts based on anticipated purchases of Virtus funds through Baird, over a 13-month period of time.

Stifel, Nicolaus & Company, Incorporated (“Stifel”)

Effective July 1, 2020, shareholders purchasing fund shares through a Stifel platform or account or who own shares for which Stifel or an affiliate is the broker-dealer of record are eligible for the following additional sales charge waiver.

Front-end Sales Load Waiver on Class A Shares available at Stifel

- Class C shares that have been held for more than seven (7) years will be exchanged for Class A shares of the same fund pursuant to Stifel’s policies and procedures without the imposition of a front-end sales load.

All other sales charge waivers and reductions described elsewhere in this prospectus or the SAI still apply.

ADDITIONAL INFORMATION

You can find more information about the funds in the following documents:

Appendix A – Intermediary Sales Charge Discounts and Waivers

Appendix A – Intermediary Sales Charge Discounts and Waivers contains more information about specific sales charge discounts and waivers available for shareholders who purchase fund shares through a specific intermediary. Appendix A is incorporated by reference and is legally part of this prospectus.

Annual and Semiannual Reports Annual and semiannual reports contain more information about the funds' investments. The annual report discusses the market conditions and investment strategies that significantly affected the funds' performance during the last fiscal year.

Statement of Additional Information (SAI) The SAI contains more detailed information about the funds. It is incorporated by reference and is legally part of the prospectus.

To obtain free copies of these documents, you can download copies from the Our Products section of virtus.com, or you can request copies by calling Virtus Fund Services toll-free at 800-243-1574. You may also call this number to request other information about the funds or to make shareholder inquiries.

Information about the funds (including the SAI) can be reviewed and copied at the Securities and Exchange Commission's ("SEC") Public Reference Room in Washington, DC. For information about the operation of the Public Reference Room, call 202-551-8090. Reports and other information about the funds are available in the EDGAR database on the SEC's Internet site at sec.gov. You may also obtain copies upon payment of a duplicating fee by writing the Public Reference Section of the SEC, Washington, DC 20549-6009 or by electronic request at publicinfo@sec.gov.

Virtus Fund Services: 800-243-1574

Daily NAV Information

The daily NAV for each fund may be obtained from the Our Products section of virtus.com.