

Vanguard Russell 1000 Growth Index Fund

Domestic stock fund | Institutional Shares

Fund facts

Risk level Low <-----> High					Total net assets	Expense ratio as of 12/20/19	Ticker symbol	Turnover rate as of 08/31/19	Inception date	Fund number
1	2	3	4	5	\$3,308 MM	0.07%	VRGWX	16.6%	12/06/10	1850

Investment objective

Vanguard Russell 1000 Growth Index Fund seeks to track the performance of a benchmark index that measures the investment return of large-capitalization growth stocks.

Investment strategy

The fund employs a “passive management”—or indexing—investment approach designed to track the performance of the Russell 1000 Growth Index. The index measures the performance of large-capitalization growth stocks in the United States. The fund attempts to replicate the target index by investing all, or substantially all, of its assets in the stocks that make up the index, holding each stock in approximately the same proportion as its weighting in the index.

The fund may become nondiversified, as defined under the Investment Company Act of 1940, solely as a result of a change in relative market capitalization or index weighting of one or more constituents of the index.

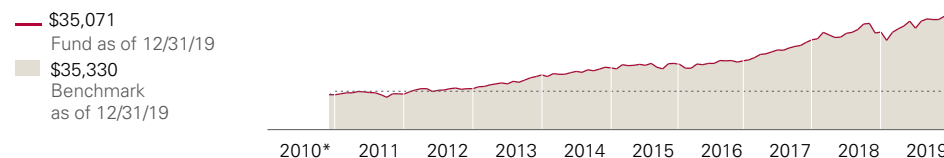
For the most up-to-date fund data, please scan the QR code below.



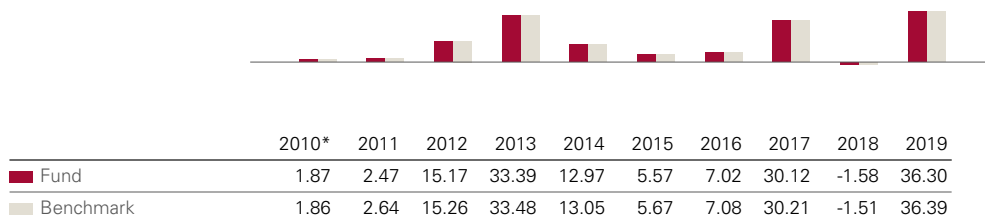
Benchmark

Russell 1000 Growth Index

Growth of a \$10,000 investment : December 31, 2010—December 31, 2019



Annual returns



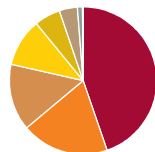
Total returns

	Periods ended June 30, 2020					
	Quarter	Year to date	One year	Three years	Five years	Since inception
Fund	27.81%	9.77%	23.20%	18.91%	15.81%	15.36%
Benchmark	27.84%	9.81%	23.28%	18.99%	15.89%	—

The performance data shown represent past performance, which is not a guarantee of future results. Investment returns and principal value will fluctuate, so investors' shares, when sold, may be worth more or less than their original cost. Current performance may be lower or higher than the performance data cited. For performance data current to the most recent month-end, visit our website at vanguard.com/performance.

Figures for periods of less than one year are cumulative returns. All other figures represent average annual returns. Performance figures include the reinvestment of all dividends and any capital gains distributions. All returns are net of expenses.

Top sector holdings—stocks



Technology	44.7%	Consumer Staples	3.9
Consumer Discretionary	19.2	Materials & Processing	1.1
Health Care	14.7	Energy	0.2
Financial Services	10.5	Other	0.0
Producer Durables	5.7	Utilities	0.0

Sector categories are based on the Russell Global Sectors (“RGS”), except for the “Other” category (if applicable), which includes securities that have not been provided an RGS classification as of the effective reporting period.

* Partial return since fund started, December 6, 2010.

Russell 1000 Growth Index: Measures the performance of those Russell 1000 companies with higher price/book ratios, higher predicted and historical growth rates.

Vanguard Russell 1000 Growth Index Fund

Domestic stock fund | Institutional Shares

Ten largest holdings*

1	Microsoft Corp.	
2	Apple Inc.	
3	Amazon.com Inc.	
4	Alphabet Inc.	
5	Facebook Inc.	
6	Visa Inc.	
7	Mastercard Inc.	
8	UnitedHealth Group Inc.	
9	NVIDIA Corp.	
10	Adobe Inc.	
Top 10 as % of total net assets		45.3%

* The holdings listed exclude any temporary cash investments and equity index products.

Connect with Vanguard® > [vanguard.com](https://www.vanguard.com)

Plain talk about risk

An investment in the fund could lose money over short or even long periods. You should expect the fund's share price and total return to fluctuate within a wide range, like the fluctuations of the overall stock market. The fund's performance could be hurt by:

Stock market risk: The chance that stock prices overall will decline. Stock markets tend to move in cycles, with periods of rising stock prices and periods of falling stock prices. The fund's target index may, at times, become focused in stocks of a particular sector, category, or group of companies. Because the fund seeks to track its target index, the fund may underperform the overall stock market.

Investment style risk: The chance that returns from large-capitalization growth stocks will trail returns from the overall stock market. Large-cap stocks tend to go through cycles of doing better—or worse—than other segments of the stock market or the stock market in general. These periods have, in the past, lasted for as long as several years.

Nondiversification risk: In order to closely track the composition of the fund's target index, the fund's total assets are invested in multiple issuers representing more than 5% of the fund's total assets. As a result, the fund may become nondiversified under the Investment Company Act of 1940, although it continues to hold multiple stocks across a number of sectors. The fund's performance may be hurt disproportionately by the poor performance of relatively few stocks, or even a single stock, and the Fund's shares may experience significant fluctuations in value.

Sector risk: The chance that significant problems will affect a particular sector, or that returns from that sector will trail returns from the overall stock market. Daily fluctuations in specific market sectors are often more extreme or volatile than fluctuations in the overall market. Because a significant portion of the fund's assets are in the information technology sector, the fund's performance is impacted by the general condition of that sector. Companies in the information technology sector could be affected by, among other things, overall economic conditions, short product cycles, and rapid obsolescence of products, competition, and government regulation. Sector risk is expected to be high for the fund.

Note on frequent trading restrictions

Frequent trading policies may apply to those funds offered as investment options within your plan. Please log on to [vanguard.com](https://www.vanguard.com) for your employer plans or contact Participant Services at 800-523-1188 for additional information.

The Russell Indexes and Russell® are registered trademarks of Russell Investments and have been licensed for use by The Vanguard Group, Inc. The products are not sponsored, endorsed, sold, or promoted by Russell Investments and Russell Investments makes no representation regarding the advisability of investing in the products.

For more information about Vanguard funds or to obtain a prospectus, see below for which situation is right for you.

If you receive your retirement plan statement from Vanguard or log on to Vanguard's website to view your plan, visit [vanguard.com](https://www.vanguard.com) or call **800-523-1188**.

If you receive your retirement plan statement from a service provider other than Vanguard or log on to a recordkeeper's website that is not Vanguard to view your plan, please call **855-402-2646**.

Visit [vanguard.com](https://www.vanguard.com) to obtain a prospectus or, if available, a summary prospectus. Investment objectives, risks, charges, expenses, and other important information about a fund are contained in the prospectus; read and consider it carefully before investing.

Financial advisor clients: For more information about Vanguard funds, contact your financial advisor to obtain a prospectus.

Investment Products: Not FDIC Insured • No Bank Guarantee • May Lose Value