

# Transamerica Capital Growth I TFOIX

## Benchmark

Russell 1000 Growth TR USD

## Overall Morningstar Rating™

★★★★★

Out of 1237 Large Growth funds. An investment's overall Morningstar Rating, based on its risk-adjusted return, is a weighted average of its applicable 3-, 5-, and 10-year Ratings. See disclosure for details.

## Morningstar Return

High

## Morningstar Risk

High

## Investment Objective & Strategy

From investment's prospectus

The investment seeks to maximize long-term growth.

The fund seeks long-term capital growth by investing primarily in established and emerging companies with capitalizations within the range of companies included in the Russell 1000® Growth Index. It may invest up to 25% of its net assets in securities of foreign issuers, including issuers located in emerging market or developing countries and securities classified as American Depositary Receipts, Global Depositary Receipts, American Depositary Shares or Global Depositary Shares, foreign U.S. dollar denominated securities that are traded on a U.S. exchange or local shares of non-U.S. issuers.

## Fees and Expenses as of 03-01-20

Prospectus Net Expense Ratio	0.88%
Total Annual Operating Expense	0.88%
Maximum Sales Charge	—
12b-1 Fee	0.00%
Redemption Fee/Term	—

Waiver Data	Type	Exp. Date	%
—	—	—	—

## Operations and Management

Initial Class Inception Date	03-01-99
Fund Inception Date	11-30-09
Portfolio Manager(s)	Dennis P. Lynch Alexander T. Norton
Name of Issuer	Transamerica
Telephone	888-233-4339
Web Site	www.transamerica.com

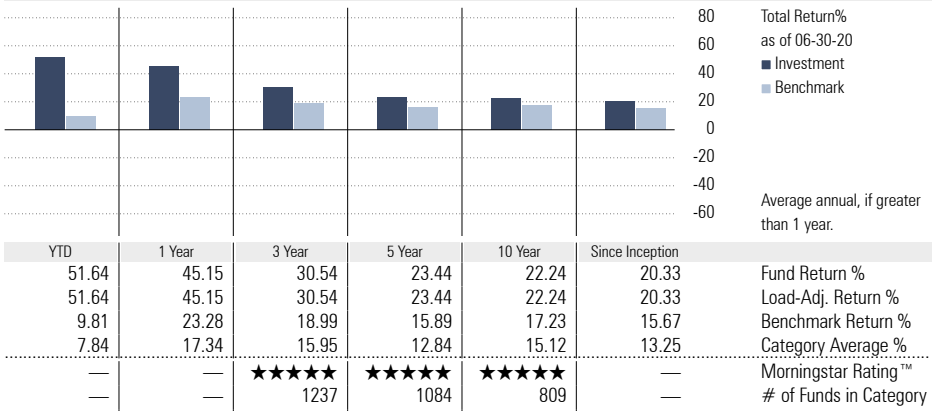
## Benchmark Description: Russell 1000 Growth TR USD

The index measures the performance of the large-cap growth segment of the US equity securities. It includes the Russell 1000 index companies with higher price-to-book ratios and higher forecasted growth values. It is market-capitalization weighted. Russell Investment Group is the source and owner of the trademarks, service marks and copyrights related to the Russell Indexes. Russell® is a trademark of Russell Investment Group.

## Category Description: Large Growth

Large-growth portfolios invest primarily in big U.S. companies that are projected to grow faster than other large-cap stocks. Stocks in the top 70% of the capitalization of the U.S. equity market are defined as large cap. Growth is defined based on fast growth (high growth rates for earnings, sales, book value, and cash flow) and high valuations (high price ratios and low dividend yields). Most of these portfolios focus on companies in rapidly expanding industries.


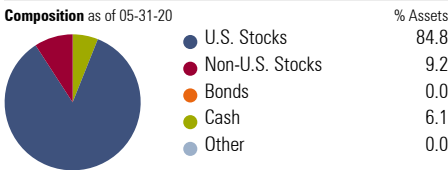
## Performance



Quarter End Returns as of 06-30-20	YTD	1 Year	3 Year	5 Year	10 Year	Since Inception
Fund Return %	51.64	45.15	30.54	23.44	22.24	20.33
Standardized Return %	51.64	45.15	30.54	23.44	22.24	20.33

**Performance Disclosure: The performance data quoted represents past performance and does not guarantee future results. The investment return and principal value of an investment will fluctuate; thus an investor's shares, when redeemed, may be worth more or less than their original cost. Current performance may be lower or higher than return data quoted herein. For performance data current to the most recent month-end please visit the website listed under Operations and Management on this page.**

## Portfolio Analysis as of 05-31-20



Top 10 Holdings as of 05-31-20	% Assets
Shopify Inc A	6.38
Amazon.com Inc	5.78
Okta Inc A	4.77
Slack Technologies Inc Class A	4.65
Veeva Systems Inc Class A	4.64
Uber Technologies Inc	4.55
Twilio Inc A	4.50
DexCom Inc	4.38
Zoom Video Communications Inc	4.29
Spotify Technology SA	4.21
Total Number of Stock Holdings	41
Total Number of Bond Holdings	0
Annual Turnover Ratio %	90.00
Total Fund Assets (\$mil)	3,429.42

Morningstar Sectors as of 05-31-20	% Fund	S&P 500 %
Cyclical	14.42	28.83
Basic Materials	0.22	2.20
Consumer Cyclical	14.08	10.59
Financial Services	0.12	13.20
Real Estate	0.00	2.84
Sensitive	63.23	45.98
Communication Services	20.90	10.78
Energy	0.25	2.83
Industrials	0.08	8.39
Technology	42.00	23.98
Defensive	22.36	25.20
Consumer Defensive	0.13	7.38
Healthcare	22.23	14.75
Utilities	0.00	3.07

## Principal Risks as of 05-31-20

Hedging Strategies, Credit and Counterparty, Currency, Emerging Markets, Foreign Securities, Loss of Money, Not FDIC Insured, Growth Investing, High Portfolio Turnover, Market/Market Volatility, Convertible Securities, Depositary Receipts, Equity Securities, ETF, Preferred Stocks, Restricted/Illiquid Securities, Underlying Fund/Fund of Funds, Warrants, Derivatives, Leverage, Pricing, Socially Conscious, Management, Portfolio Diversification, Large Cap